


# THE UPTOWN THEATRE

1120 LAWRENCE ST, PORT TOWNSEND,  
WA 98368\_5700 SF

TITLE ORDER NUMBER: 23001251-NCS

# OFFERED at \$950,000



Information presented was compiled from data furnished by the owner and/or other sources deemed reliable; accuracy is not guaranteed. Prospective purchasers should verify all such information on their own behalf, or have information verified by their own attorney, accountant or business advisor.

**BUILDING/LAND/BUSINESS  
HISTORIC UPTOWN THEATER  
LOCATED IN THE MAJESTIC OLYMPIC PENINSULA  
IN HISTORIC PORT TOWNSEND.**

**POTENTIAL FOR LIVE SHOWS, DANCE, OR  
REHEARSAL STUDIO WITH A NON-CONFORMING 1  
BEDROOM APT UNIT. BLDG WITH A WATER VIEW  
OF PUGET SOUND. BIG, SPACIOUS AUDITORIUM  
AND BRAND NEW CINEMASCOPE SCREEN!**

**IT HAS BEEN A STAPLE IN THE PORT TOWNSEND  
COMMUNITY FOR ENTERTAINMENT SINCE ITS  
OPENING IN 1950.**

**GREAT LIGHTING AND ATMOSPHERE,  
EXCELLENT SOUND SYSTEM. VINTAGE FEEL  
WITH NEW, COMFY SEATS.**

**OFFICE: (206) 402-5567  
INFO@VANTAGESEATTLE.COM**


**CONRAD A. TOPACIO  
DESIGNATED BROKER  
MOBILE: (206) 669-0576  
CONRAD@VANTAGESEATTLE.COM**

**CARRIE FIELD TOPACIO  
BROKER  
MOBILE: (206) 910-8838  
CARRIE@VANTAGESEATTLE.COM**





# THE UPTOWN THEATRE



# Hours of Operations

Mon	CLOSED
Tue	Opens at 7:30 PM
Wed	Opens at 7:30 PM
Thu	Opens at 7:30 PM
Fri	Opens at 7:30 PM
Sat	Opens at 7:30 PM
Sun	Opens at 7:30 PM

## Information

Tuesdays are Drawing Night!  
Prizes include free passes, popcorn and souvenir movie posters!  
(Reduced admission prices for Tuesday 7:30 p.m. show)

Showtimes  
GRAN TURISMO

Daily @ 7:30 p.m.  
Saturday - 3:30 p.m., 7:30 p.m.  
(Monday Closed)



# Demographics

## 1120 Lawrence Street

A location in Port Townsend

Commute to **Downtown Oak Harbor** 

 60+ min  60+ min  60+ min [View Routes](#)

 [Favorite](#)

 [Map](#)

 [Nearby Apartments](#)

Walk Score  
**82**

### Very Walkable

Most errands can be accomplished on foot.

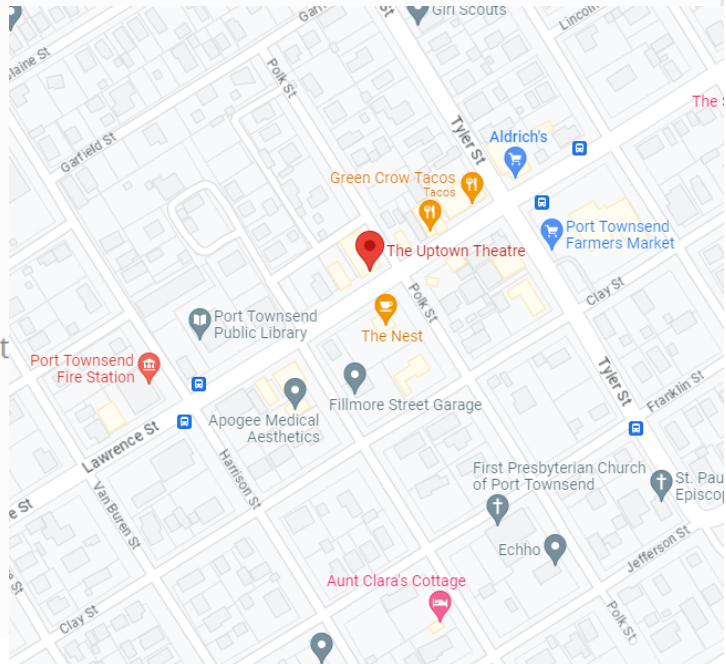
Bike Score  
**70**

### Very Bikeable

Biking is convenient for most trips.

[About your score](#)

[Add scores to your site](#)



Statistic	Port Townsend	Washington	National
Population	9,286	7,614,893	328,239,523
Population density (sq mi)	1,335	117	91
Median age	56.5	37.6	37.7
Male/Female ratio	0.8:1	1.0:1	1.0:1
Married (15yrs & older)	57%	56%	55%
Families w/ Kids under 18	34%	44%	43%
Speak English	94%	81%	79%
Speak Spanish	1%	8%	13%

Numbers provided by areavibes.com , walkscore.com and FOR SALE BY OWNER.com



1833 N. 105th St, Suite 303 Seattle 98133