

GROVEPORT

MEDICAL OFFICE FOR LEASE

5323 - 5345 HENDRON ROAD, GROVEPORT, OH 43125



LAURAH HALLOCK *ADVISOR*

MOBILE 614.705.9571 | **DIRECT** 614.334.7841
LHALLOCK@EQUITY.NET



MATT COOPER *SENIOR V.P.*

MOBILE 614.403.4732 | **DIRECT** 614.334.7831
MCOOPER@EQUITY.NET



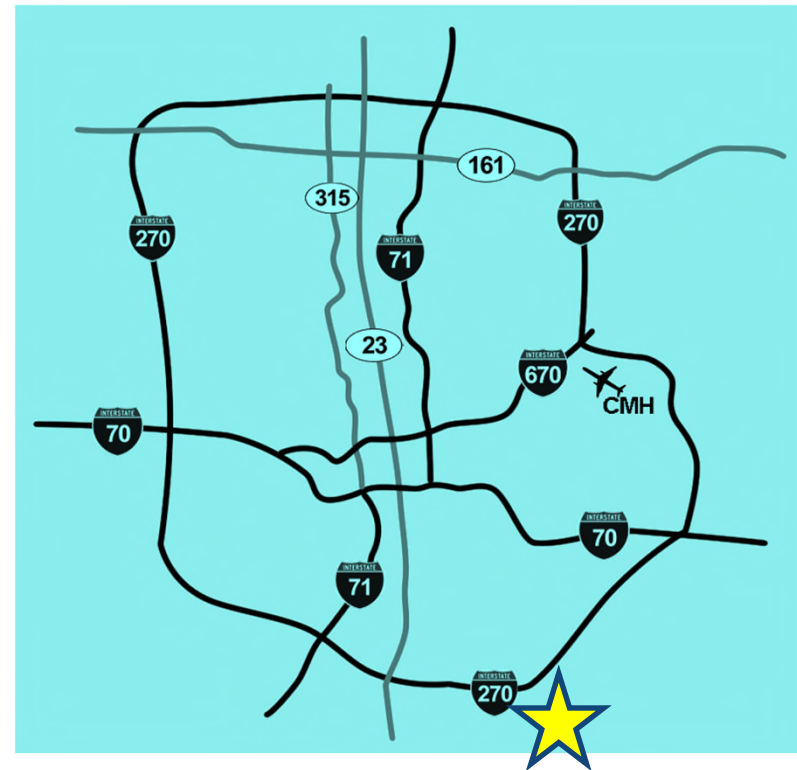
The information contained herein has been obtained from the property owner or other sources that we deem reliable. Although we have no reason to doubt its accuracy, no representation or warranty is made regarding the information, and the property is offered "as is". The submission may be modified or withdrawn at any time by the property owner.

PROPERTY HIGHLIGHTS

- Up to +/- 4,528 SF contiguous available
- Available: Suite 5335 +/- 2,055 SF
- Available: Suite 5339 +/- 2,473 SF
- Direct entry, built-out medical suites
- Exterior building and monument signage
- Parking ratio: 3.4 per 1,000 SF
- Located near the heart of Groveport

GROVEPORT

MEDICAL OFFICE FOR LEASE
5323-5345 HENDRON ROAD, GROVEPORT, OH 43125



SPACE PLAN



MOUNT CARMEL



Suite #	Tenant	Occupant Area	Rentable Area
Suite 5323	Novacare Rehab.	2,155.20	2,181.13
Suite 5327	Sedalia Dental	2,350.33	2,378.61
Suite 5335	AVAILABLE	2,031.07	2,055.51
Suite 5339	AVAILABLE	2,443.72	2,473.12
Suite 5343	Dr. Wise	899.02	909.84
Suite 5345	Pulmonary & Sleep	9,233.68	9,344.78



www.equity.net

The information contained herein has been obtained from the property owner or other sources that we deem reliable. Although we have no reason to doubt its accuracy, no representation or warranty is made regarding the information, and the property is offered "as is". The submission may be modified or withdrawn at any time by the property owner.

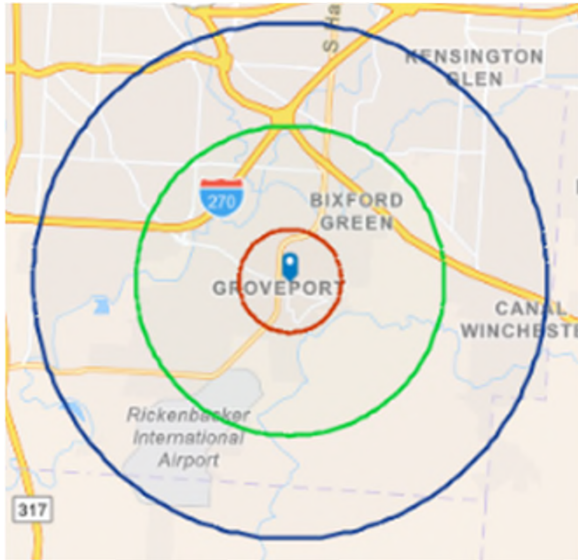
SIDE PHOTO



AERIAL



1-MILE RADIUS DEMOS



KEY FACTS

3,987
Population

2.4
Average
Household Size

42.1
Median Age

\$70,943
Median Household Income

BUSINESS

183

Total Businesses

3,657

Total Employees

EDUCATION

6%

No High School
Diploma

43%

High School
Graduate

28%

Some
College

24%

Bachelor's/Grad/Prof
Degree

INCOME



\$36,028
Per Capita
Income



\$70,943
Median
Household
Income



\$86,765
Average
Household
Income

EMPLOYMENT



57.8
White
Collar %



31.5
Blue
Collar %

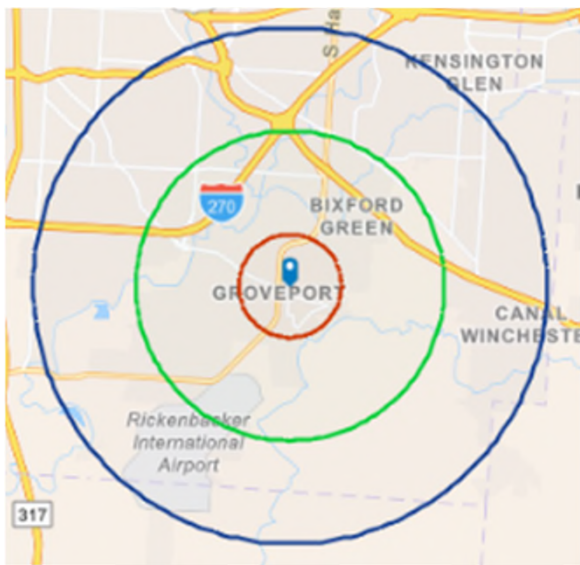


10.5
Services
%

equity | brokerage

The information contained herein has been obtained from the property owner or other sources that we deem reliable. Although we have no reason to doubt its accuracy, no representation or warranty is made regarding the information, and the property is offered "as is." The submission may be modified or withdrawn at any time by the property owner.

3-MILE RADIUS DEMOS



equity | brokerage

The information contained herein has been obtained from the property owner or other sources that we deem reliable. Although we have no reason to doubt its accuracy, no representation or warranty is made regarding the information, and the property is offered "as is." The submission may be modified or withdrawn at any time by the property owner.

KEY FACTS

20,552

Population



Average
Household Size



Median Age

\$68,381

Median Household Income

BUSINESS



662

Total Businesses



16,120

Total Employees

EDUCATION



6%

No High School
Diploma



39%

High School
Graduate



30%

Some
College



25%

Bachelor's/Grad/Prof
Degree

INCOME



36,617

Per Capita
Income



\$68,381

Median
Household
Income



\$88,983

Average
Household
Income

EMPLOYMENT



56.6

White
Collar %



32.0

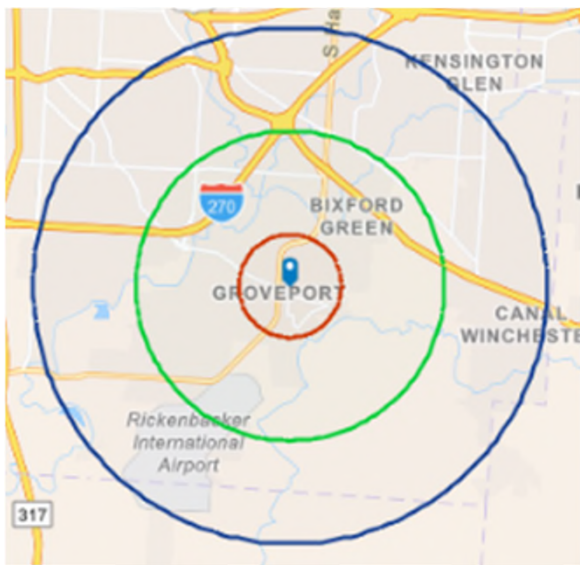
Blue
Collar %



11.4

Services
%

5-MILE RADIUS DEMOS



equity | brokerage

The information contained herein has been obtained from the property owner or other sources that we deem reliable. Although we have no reason to doubt its accuracy, no representation or warranty is made regarding the information, and the property is offered "as is." The submission may be modified or withdrawn at any time by the property owner.

KEY FACTS

94,642

Population



2.5

Average
Household Size



36.3

Median Age

\$59,707

Median Household Income

BUSINESS



1,900

Total Businesses



34,042

Total Employees

EDUCATION



9%

No High School
Diploma



39%

High School
Graduate



29%

Some
College



23%

Bachelor's/Grad/Prof
Degree

INCOME



\$31,317

Per Capita
Income



\$59,707

Median
Household
Income



\$80,204

Average
Household
Income

EMPLOYMENT



56.2

White
Collar %



28.5

Blue
Collar %



15.3

Services
%