

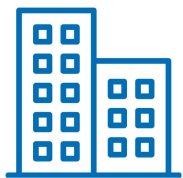


HURRICANE SHOALS MEDICAL CENTER






DEVELOPMENT HIGHLIGHTS



65,000SF building with large & efficient floorplates



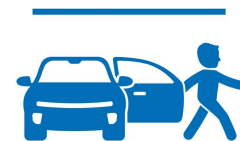
Steps from major retailers, schools, and neighborhoods



Building signage opportunities available



Ample parking available
4.5/1,000SF parking ratio



Covered patient drop-off

HURRICANE SHOALS MEDICAL CENTER

SITE PLAN

TOTAL SITE AREA: 5.81 ACRES

EXISTING ZONING : O-I (OFFICE & INSTITUTIONAL)

MAXIMUM BUILDING HEIGHT: 35 FT

PROGRAM

65,000 GSF (2 LEVELS)

PARKING

REQUIRED

65,000 SF X (4.5 SP / 1,000 SF) = 293 SPACES

PROVIDED
ON GRADE PARKING

299 SPACES



HURRICANE SHOALS MEDICAL CENTER

BUILDING RENDERING



DESIGN:

DAG
Architects

CONSTRUCTION:

Lincoln

Let's do this.



SOUTHEAST HEALTHCARE ADVISORY SERVICES

STEVE HALL

Senior Managing Director,
Healthcare Advisory Services

404.842.6560
steve.hall@transwestern.com

JOHN V. LOPEZ, CCIM, RPA

Managing Director
Healthcare Advisory Services

404.842.6562
john.lopez@transwestern.com

BO STUART

Vice President,
Healthcare Advisory Services

404.842.6556
bo.stuart@transwestern.com

MARSH HAZLEHURST

Associate,
Healthcare Advisory Services

404.842.6574
marsh.hazlehurst@transwestern.com