

For Lease
12,840 SF | Negotiable
Retail Space



172 Shillington Rd

Reading, Pennsylvania 19608

Property Overview

Discover an exceptional leasing opportunity at this prime commercial property in Reading, PA. The property has been purchased by LCBC and has an excess 12,840 SF available for lease. The large open space offers a versatile opportunity to retailers. With ample parking and easy access to major roadways, tenants will appreciate the convenience and accessibility of the location. Don't miss the chance to elevate your business operations at this premier leasing opportunity.

Offering Summary

Lease Rate:	Negotiable
Available SF:	12,840 SF

Demographics	1 Mile	3 Miles	5 Miles
Total Households	5,168	22,774	55,525
Total Population	13,581	57,722	146,893
Average HH Income	\$118,144	\$123,312	\$92,920

For More Information

Patrick Zerbe

O: 610 370 8507

pzerbe@naikeystone.com | PA #RS356626

For Lease

12,840 SF | Negotiable
Retail Space



Property Highlights


- - Modern, well-maintained facility
- - Open Floor Plan
- - Ample parking
- - Easy access to major roadways
- - On-site maintenance
- - Welcoming environment
- - Convenient and accessible location



For Lease
12,840 SF | Negotiable
Retail Space



For Lease
12,840 SF | Negotiable
Retail Space



For Lease

12,840 SF | Negotiable

Retail Space



Floor 2

Legend

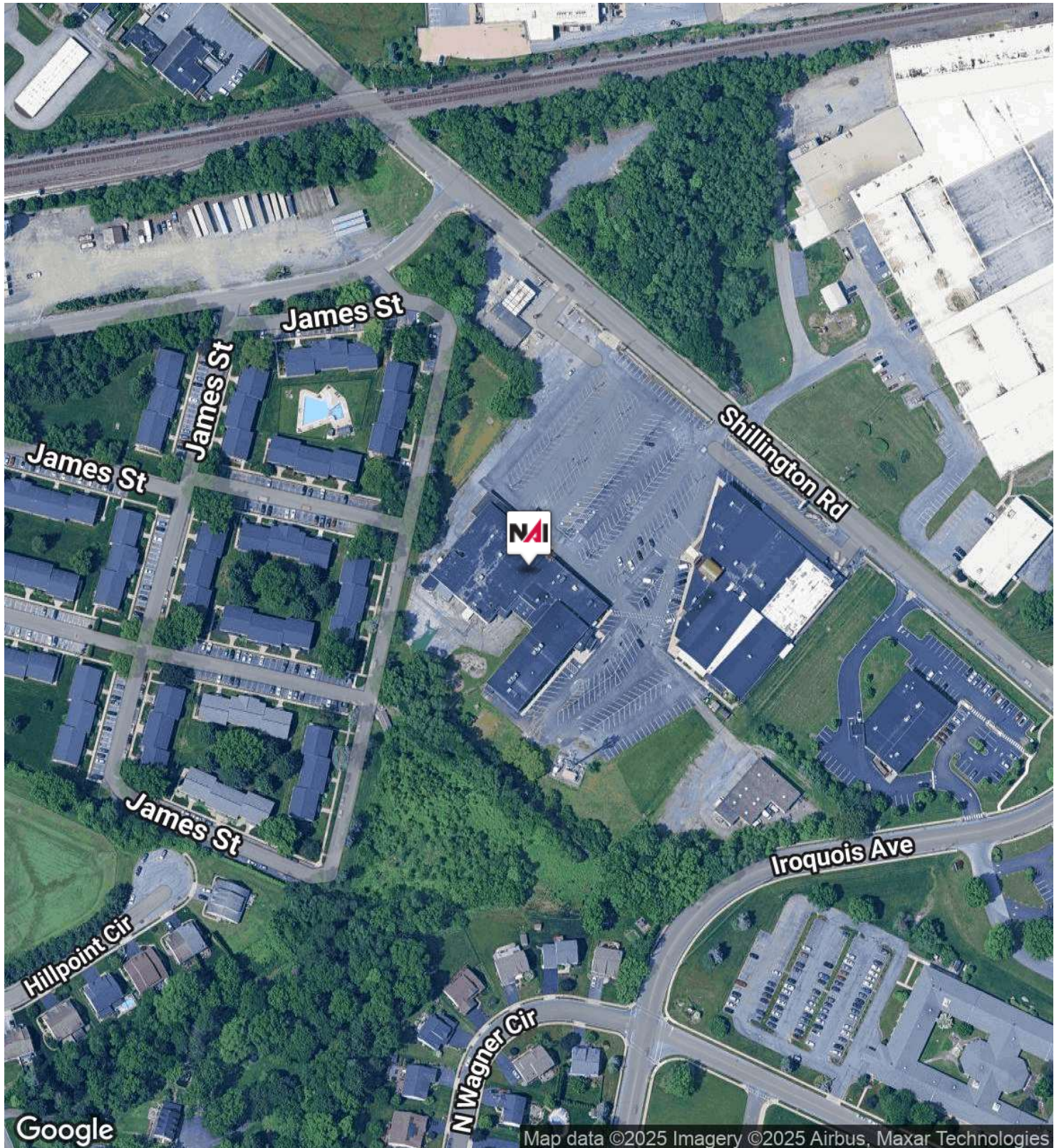
Lease Information

Lease Type:	MG	Lease Term:	Negotiable
Total Space:	12,840 SF	Lease Rate:	Negotiable

Available Spaces

Video

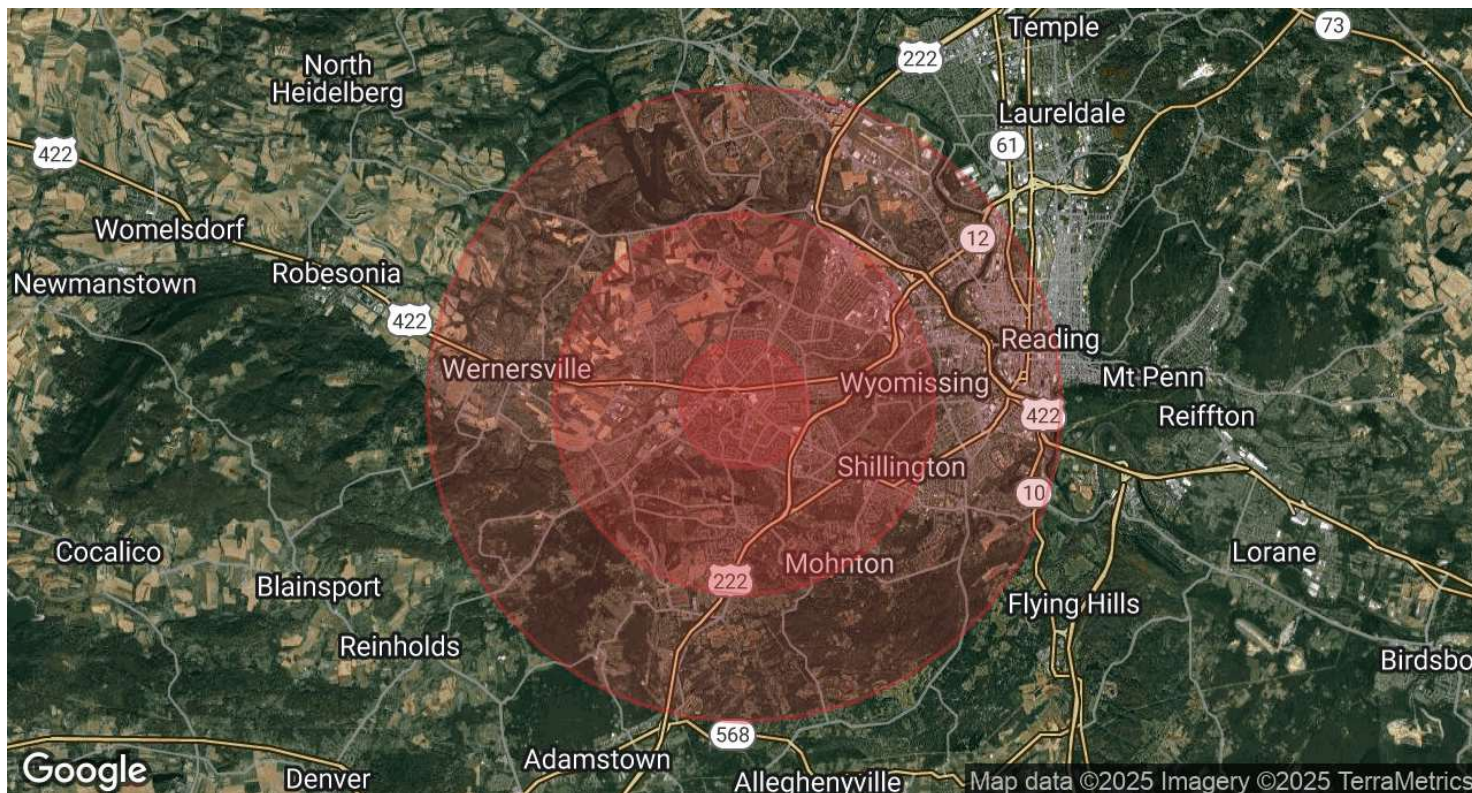
For Lease
12,840 SF | Negotiable
Retail Space



For Lease

12,840 SF | Negotiable

Retail Space



Population	1 Mile	3 Miles	5 Miles
Total Population	13,581	57,722	146,893
Average Age	41	43	40
Average Age (Male)	40	42	39
Average Age (Female)	42	44	42

Households & Income	1 Mile	3 Miles	5 Miles
Total Households	5,168	22,774	55,525
# of Persons per HH	2.6	2.5	2.6
Average HH Income	\$118,144	\$123,312	\$92,920
Average House Value	\$308,715	\$324,308	\$240,193

Demographics data derived from AlphaMap