

Johns Creek Medical Pavilion

AVAILABLE FOR LEASE

6300 Hospital Pkwy, Johns Creek, GA 30097

Available
For Lease

±2,800 - 8,200 SF
Suites Available

Class A
Medical Office

Hospital
Adjacent





About The Property

6300 Hospital Parkway, also known as Johns Creek Medical Pavilion, is a Class A medical office building located directly adjacent to Emory Johns Creek Hospital. The purpose-built property offers customizable medical suites, excellent parking, and prime access to a well-established healthcare corridor in Johns Creek, with convenient connectivity to major regional roadways

- Established healthcare destination with strong patient draw
- Excellent parking for staff and patients
- Surrounded by everyday conveniences, dining, and retail
- Easy access to GA-400, I-85, and I-285 for regional connectivity



PROPERTY OVERVIEW

6300 Hospital Parkway is a highly specialized medical office building located directly across from Emory Johns Creek Hospital, offering an ideal setting for outpatient and procedural users.

The building is home to existing ambulatory surgery centers, including an available ASC with one operating room, as well as an existing GI suite with an adjacent procedure room, providing immediate functionality for qualified users.

Move-in-ready 2nd generation suites are available, ranging from approximately 2,800 to 8,200 RSF

JOHNS CREEK MEDICAL PAVILION

Designed for patient convenience and provider visibility, the building features a covered drop-off, ample surface area parking, and great accessibility.



SURFACE PARKING

Offers ample surface parking spaces, providing convenient access for both patients and staff.





PORTE COCHERE

The building features a Porte Cochere for convenient patient drop-off and pick-up.




COMMON AREAS

Inviting common areas designed to support patient comfort and ease of use.



ACCESSIBILITY

The building is wheelchair accessible and designed to support patient circulation.



PATIENT TRANSPORT

Equipped with 2 gurney-sized elevators designed for procedural and surgical users.






**MOVE-IN-READY
SUITES**

Multiple move-in-ready 2nd generation
suites from 2,800-8,200 RSF



**MODERN MEDICAL
BUILD-OUTS**

Medical office suites available with ASC
layouts, procedure rooms, and exam rooms



DRIVE TIMES

Emory Johns Creek Medical Campus

1 min / 0.2 mi

City of Johns Creek City Hall

5 min / 1.5 mi

GA-400 (McGinnis Ferry Rd access)

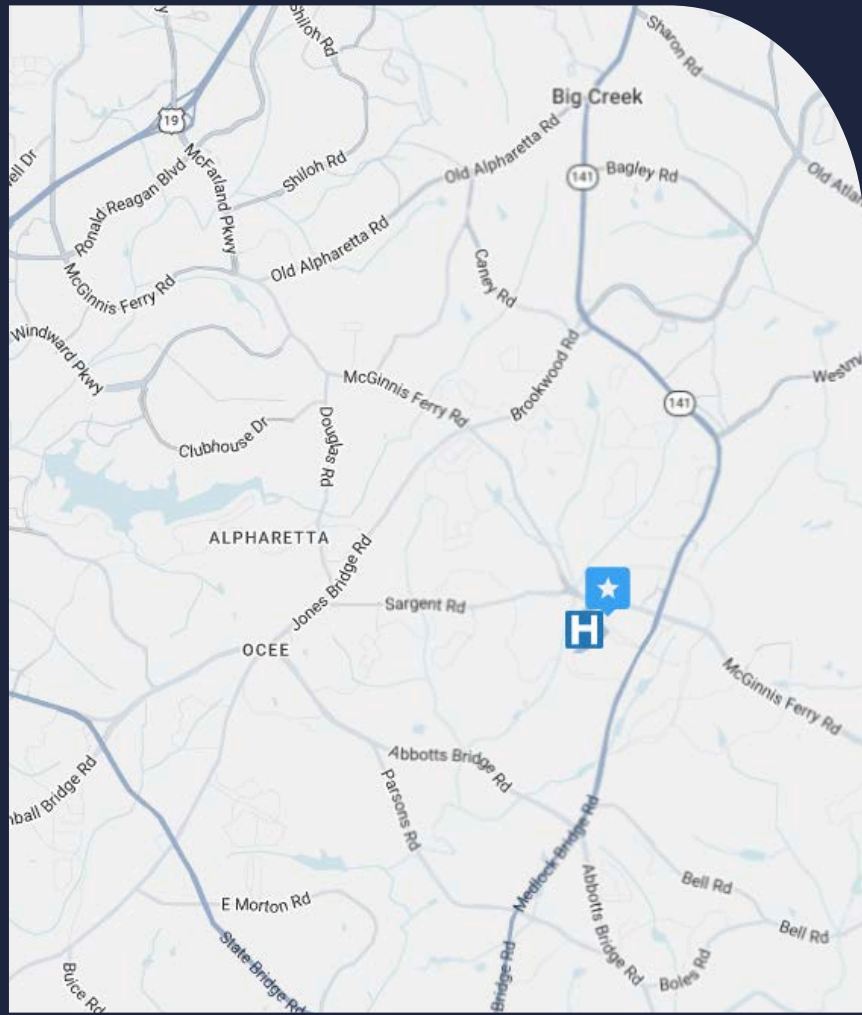
14 min / 4.8 mi

Avalon Shopping Center

15 min / 6.3 mi

Northside Hospital Forsyth

20 min / 12.2 mi



Hospital-adjacent location directly across from Emory Johns Creek





 Transwestern

**SOUTHEAST
HEALTHCARE
ADVISORY
SERVICES**

DANIEL TOPPING
Vice President,
Healthcare Advisory Services
404.226.0297
daniel.topping@transwestern.com