

Stamford Integrated Care Pavilion

29 Hospital Plaza, Stamford, CT 06902



 [View Virtual Tour](#)

SIZE
91,904 RSF

PARKING RATIO
3.93 per 1,000 RSF

- Class A, 6-story medical office building with Stamford Health anchor tenant
- Direct connection to Stamford Hospital via skyway bridge
- Diverse tenant roster features OB/GYN, internal medicine, and more
- Easy access to I-95 and only 5 minutes from Stamford Ambulatory Surgery Center
- Features monument signage opportunity and covered parking for patients and staff
- Generous Tenant Improvement Allowance with flexible terms

Class A medical office building connected to Stamford Hospital.

POPULATION (5-MILE RADIUS)

178,931

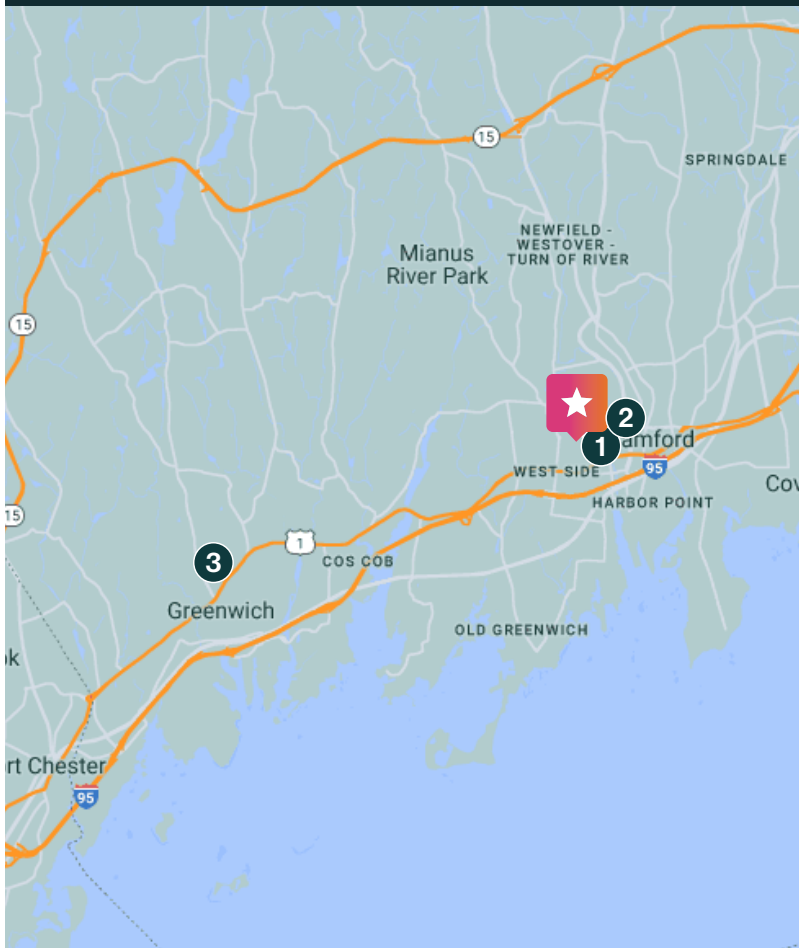
AVERAGE HOUSEHOLD INCOME (5-MILE RADIUS)

\$148,931

PERCENT OF POPULATION INSURED (5-MILE RADIUS)

92.3%

29 HOSPITAL PLAZA, STAMFORD, CT 06902





NEARBY HOSPITALS

| | DISTANCE | DRIVE TIME |
|----------------------------------|----------|------------|
| 1. Stamford Hospital | 0.2 mi | 2 min |
| 2. Stamford Health Medical Group | 1.8 mi | 5 min |
| 3. Greenwich Hospital | 6.5 mi | 15 min |

SURROUNDING POINTS OF INTEREST

- CVS Pharmacy
- Stop & Shop
- ShopRite
- Stamford Town Center
- Bull's Head Shopping Center
- Hampton Inn & Suites
- Gaynor Brennan Golf Course
- LA Fitness
- Starbucks
- Java Joe's
- Hugo's
- Antonio's Restaurant



DAN MCGIVNEY, EVP | LEASING

703.615.7009 cell

dmcgivney@remedymed.com

NIGEL SMITH, ASSOCIATE | LEASING

301.908.9069 cell

nsmith@remedymed.com