



1640 & 1646 Technology Blvd | 1 Technology Blvd  
Daytona Beach, FL 32117 | Retail For Lease | 2,500 SF - 10,000 SF | \$40.00/SF/YR

Days on Market  
**168**  
Started advertising  
7/22/2024

Listing Completeness  
**100%**  
last updated on  
1/6/2025

Exposure Level  
**Silver**  
since  
7/23/2024

In the last 30 days, **952** people have seen your property **2,832** times. Your listing is getting **12x** more exposure than a typical basic Retail listing.

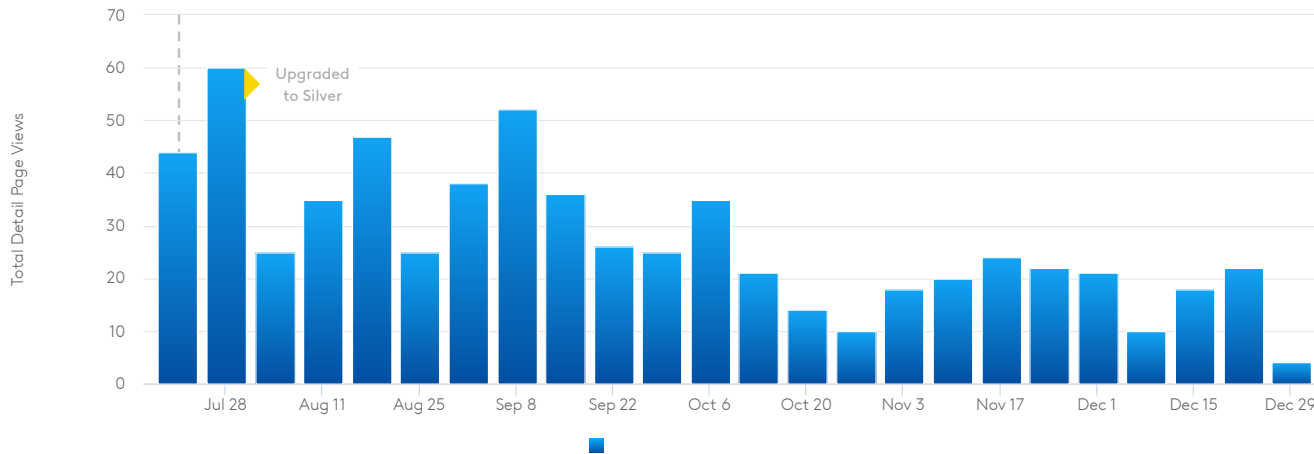
Listing Activity Report

Total Detail Page Views ▼

CoStar and LoopNet ▼

Select a Competitor ▼

1 Year ▼



1 Technology Blvd (Your Property)

\*Current week's data is in progress.



## Activity Summary

Summary of everyone that has seen your property.

1 Year



29,966

 Total Views

9,136

 Unique Prospects

12s

 Average Time on Page

679

 Detail Page Views

3.0

 Frequency

1h 51m 17s

 Total Time on Page

## Visitor Details

Top Visitors
All Visitors
Search Impression Views

\*Using publicly available Reverse IP company information, CoStar Group is able to identify about 30% of the visitors to your listing. The vast majority (70%) is anonymous and listed as 'unknown' in the visitor details report.

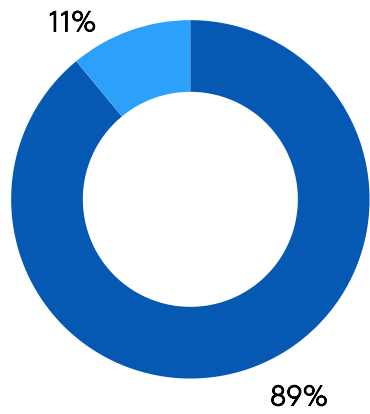
Company	Location	Visitors	Views	Return Visitors	Total Time On Page	Most Recent View	First View	
RMA Real Estate Services, LLC	Pompano Beach, FL	1	2	1	-	8/2/2024	8/2/2024	✓
cosmos marble and granite	New York City, NY	1	2	1	5m 45s	10/10/2024	10/10/2024	✓
Dream Maker Realty	Altamonte Springs, FL	1	6	1	5m 23s	7/30/2024	7/30/2024	✓
Development Consultants, Inc.	Jacksonville Beach, FL	3	13	3	5m 5s	1/2/2025	7/23/2024	✓
SVN Alliance Commercial Real Estate Advisors	Ormond Beach, FL	3	10	2	2m 35s	9/16/2024	7/23/2024	✓
Locate Ai	Orlando, FL	1	3	1	2m 32s	8/1/2024	7/29/2024	✓
Ross Real Estate Ltd	Denver, CO	2	2	-	2m 14s	1/2/2025	12/31/2024	✓
Guy E Leopold E A LLC	Huntington, NY	1	2	1	2m 1s	10/2/2024	9/27/2024	✓
PricewaterhouseCoopers LLP	Atlanta, GA	1	3	1	1m 32s	10/15/2024	9/3/2024	✓
PricewaterhouseCoopers LLP - USA	New York, NY	1	2	1	1m 19s	1/3/2025	1/3/2025	✓

11 - 20 of 31

<
1 2 3 4
>

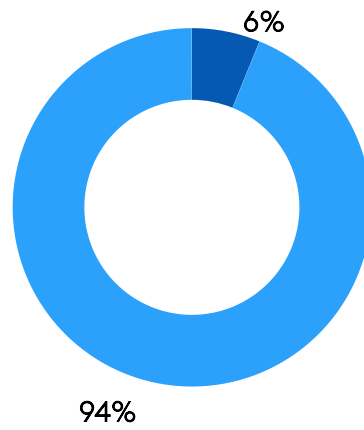
Show 10 Records
▼

New Visitors vs Returning



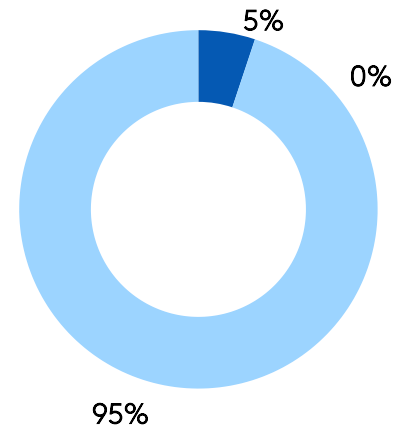
■ 414 New  
■ 51 Returning

In Market vs Out of Market



■ 35 In Market  
■ 532 Out of Market

Traffic Sources



■ 29 Organic  
■ 0 Paid  
■ 538 Direct, Referral, App



\*Due to data privacy we do not have visibility for all user locations.



## Listing History

This is a log of events and changes to your listing.

Date Changed	Action
1/2/2025	Property description was changed
10/21/2024	Photo was added
9/23/2024	Service type for a space was changed
9/20/2024	Photo was added
9/19/2024	Attachment was added
9/16/2024	Rental rate for a space was changed
9/16/2024	The size for a space was changed
9/16/2024	The status for a space was added
8/15/2024	Photo was added
8/15/2024	Attachment was added

1 - 10 of 17



1 2



Show 10 Records

