

# 255 Madsen, Bloomingdale, IL

## Available: 51,600 SF



## FOR SUBLEASE: 51,600 SF Building with Possible Option to Extend Lease

**BUILDING SIZE:** 51,600 SF

**LAND:** 4.48 Acres

**OFFICE:** 5,502 SF

**TRUCK LOADING:** 6 Exterior Doors & 1 Drive-In Door

**CAR PARKING:** 63

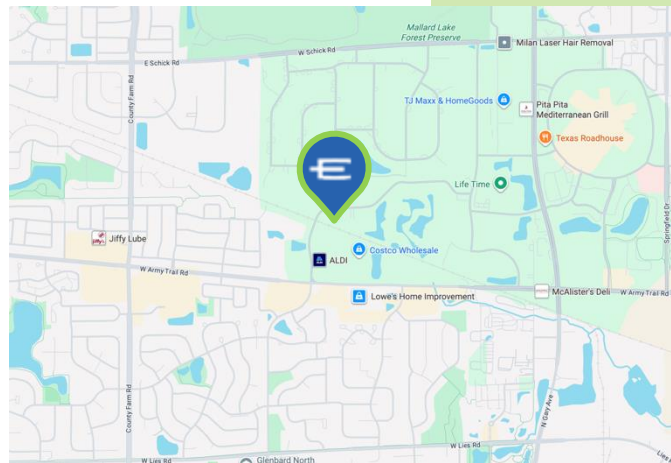
**SPRINKLER:** ESFR

**CEILING HEIGHT:** 30'

**ZONING:** Business Park

**TAXES:** 2.7

**LEASE RATE:** \$10.31 PSF



Original lease goes through February 28, 2027, while longer terms may be available.

SCAN FOR LISTING



**ENTRE**  
Commercial Realty LLC

**Mike Berkowitz**

847-269-9500

mberkowitz@entrecommercial.com

**Jack Steineke**



847-309-0018

jsteinke@entrecommercial.com

The information contained herein is from sources deemed reliable but is submitted subject to errors, omissions and to change of price or terms without notice.



# PHOTOS





# PHOTOS

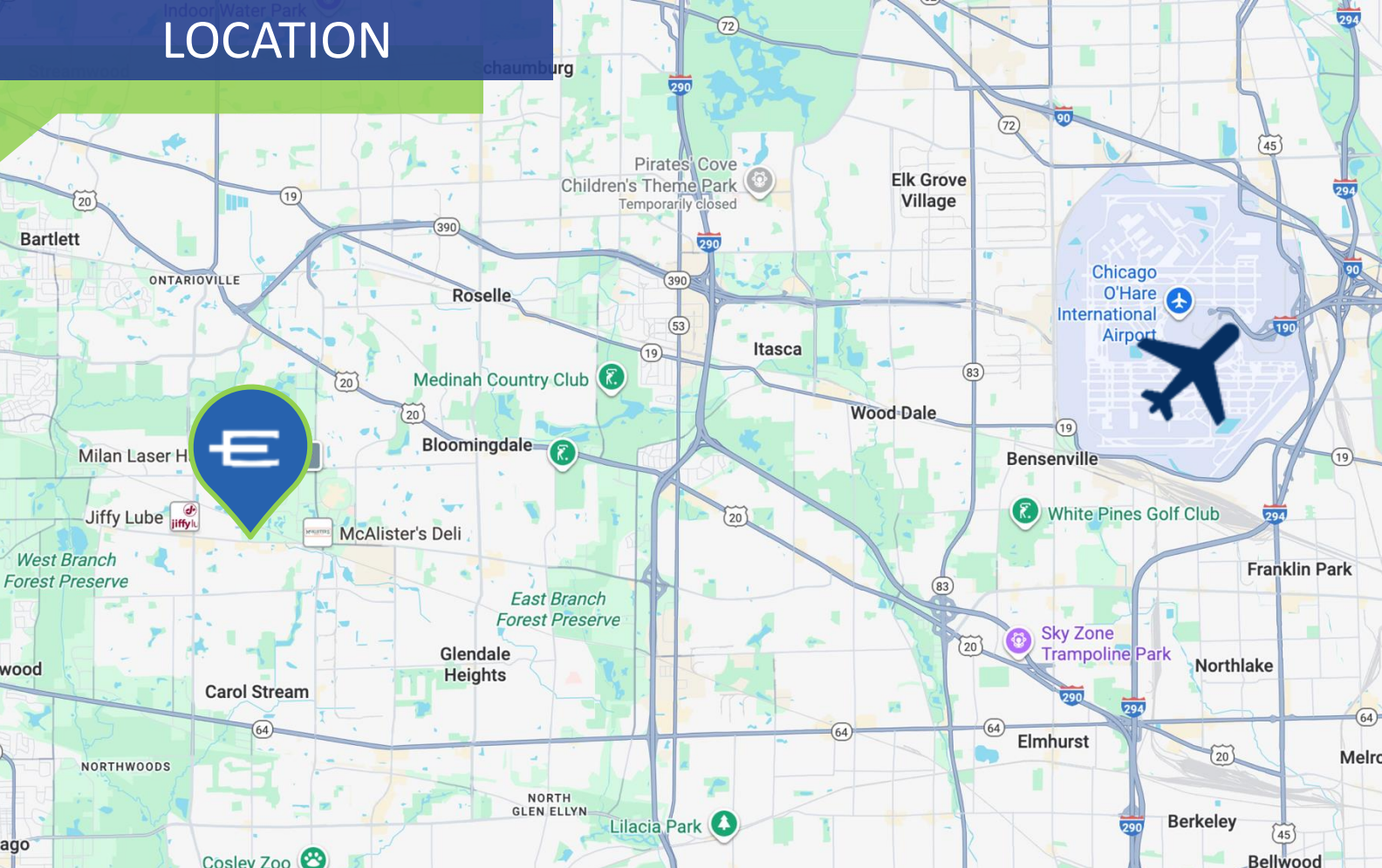


# FLOOR PLAN





# LOCATION



## 255 Madsen, Bloomington, IL

### Location

255 Madsen Drive in Bloomington, IL offers a versatile leasing opportunity in one of DuPage County's most convenient industrial corridors. The property provides easy access to major highways, including I-355, I-290, and Route 20, ensuring excellent regional connectivity. Located within a well-established business park, it's surrounded by a strong mix of industrial, logistics, and service-oriented companies. This site is ideal for tenants seeking functional space with efficient transportation links and a thriving local business environment that supports both distribution and light industrial operations.