


14 Locations [View on map](#)

Multi Asset Rental Portfolio - Bartlesville, OK



View Map

Street View

12 Photos

\$900,000

| 33 days on market

| Updated 0 days ago

Subscribe to customize the order of these details

At A Glance

Property Type	Multifamily	Sub Type	Single Family Rental Portfolio
Square Footage	12,092	Net Rentable (SqFt)	12,092
Units	12	Cap Rate	7.67%
NOI	\$69,019	Occupancy	83%

Listing Contacts

Jeremy DeJournett

LIC: Oklahoma 176129

...,.9010

user@.....com

[Contact](#) [View Profile](#)

Details

Date Listed	Nov 7, 2025	Days On Market	33 Days
Last Updated	Dec 10, 2025	Asking Price	\$900,000
Property Type	Multifamily	Sub Type	Single Family Rental Portfolio
Investment Type	Value Add	Class	B
Square Footage	12,092	Net Rentable (SqFt)	12,092

Price per SqFt	\$74.43	Cap Rate	7.67%
Pro-Forma Cap Rate	12.21%	Occupancy	83%
NOI	\$69,019	Pro-Forma NOI	\$109,931
Units	12	Pads	3
Buildings	11	Broker Co-Op	No
Price/Unit	\$75,000	Ground Lease	No
Sale Condition	1031 exchange		

About This Property

Marketing description	Sold only as part of a MULTI ASSET REAL ESTATE PORTFOLIO including (10) Single Family Residential rent houses, (1) Duplex, and (3) Vacant/Connected Lots, all located within minutes of each other in Bartlesville, Oklahoma. This portfolio offers stable cash flow, value-add opportunity, appreciation potential, and is positioned in high-demand rental markets.
Investment highlights	ACTUAL Cap Rate: 7.67% PRO-FORMA Cap Rate: 12.21%

Map

14 Locations

This is a portfolio listing with 14 addresses.

- 4105 Starboard Ct, Bartlesville, OK, 74006

222 N Santa Fe Ave, Bartlesville, OK, 74003

1413 S Penn Ave, Bartlesville, OK, 74003

1601 SW Jennings Ave, Bartlesville, OK, 74003

1554 S Osage Ave, Bartlesville, OK, 74003

Show More
- 1605 S Armstrong Ave, Bartlesville, OK, 74003

1112 S Maple Ave, Bartlesville, OK, 74003

1512 S Penn Ave, Bartlesville, OK, 74003

1317 S Osage Ave, Bartlesville, OK, 74003

2074 S Johnstone Ave, Bartlesville, OK, 74003



Property History

Subscribe to Intelligence

View property history data!

Access historical property and tax details including tax amounts, land value, and more to inform your next opportunity.

Subscribe Now

A decorative graphic on the right side of the card, featuring a dark blue circle at the top, followed by several horizontal bars in shades of blue and teal.




Tax History

Subscribe to Intelligence

View advanced property and tax history data!

Access historical property and tax details including tax amounts, land value, and more to inform your next opportunity.

Subscribe Now



Valuation Calculator

Purchase Price *

\$900,000

Net Operating Income *

\$69,019

Loan Amount ⓘ

\$0.00

Down Payment

\$900,000

100%

Interest Rate *

0% - 100%

Term (years) *

Enter a Value

Annual Cash Flow ⓘ

\$69,019.00


\$5,751.58/mo

Annual Debt Service ⓘ

\$--

\$--

Valuation Metrics

 Upgrade to Intelligence

Access dynamic valuation metrics including cap rate, ROI and more on properties of interest with a Crexi Intelligence subscription.

DSCR ⓘ	Cap Rate ⓘ	ROI ⓘ
--------	------------	-------

Demographics



1 mile

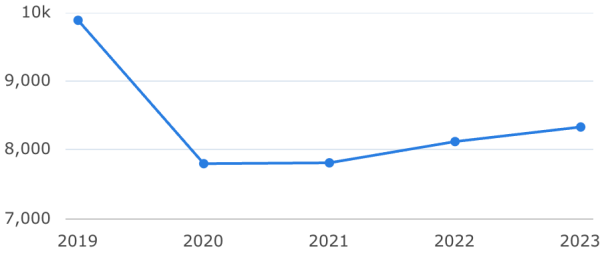
3 miles

5 miles

Population

8,339

↑ 2% Compared to 8,127 in 2022
↓ 15% Compared to 9,891 in 2019



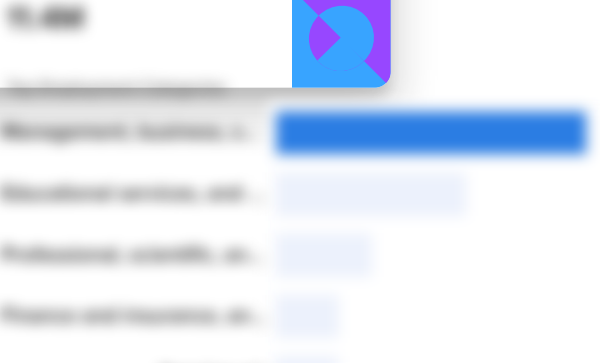
Household Income



Age Demographics



Number of Employees



Housing Occupancy Ratio



Renter to Homeowner Ratio



Instantly see critical demographics

Upgrade to see demographic trends including population, income, and more within 1, 3, and 5 miles of your property of interest.



Property Photos



Similar Properties

[View All\(/properties/OK/Bartlesville/Multifamily\)](/properties/OK/Bartlesville/Multifamily)

☒ Card ☐ Table