

# MUKWONAGO CONDOS

## BUILDING "B"

200 Grand Avenue  
Mukwonago, WI

### DRAWING INDEX:

- 6 SITE PLAN
- 4 INDEX: ADA PARKING DETAILS (PLAN REVIEW NOTES)
- 5-1 FOUNDATION PLAN & DETAILS
- 5-2 SECOND & THIRD FLOOR FRAMING PLANS
- 5-3 ROOF FRAMING PLAN
- 5-4 WEST ELEVATION
- 5-5 EAST ELEVATION
- 5-6 NORTH & SOUTH ELEVATIONS
- 5-7 FIRE SEPARATION DETAILS
- 5-8 ATTIC SCUTTLE DETAIL, HANDRAIL DETAIL
- 3 ADA DETAILS
- 3 NFPA 13R
- 3 IBC 2015
- 3 IBC 2015
- 3 IBC 2015

### DRAWING INDEX:

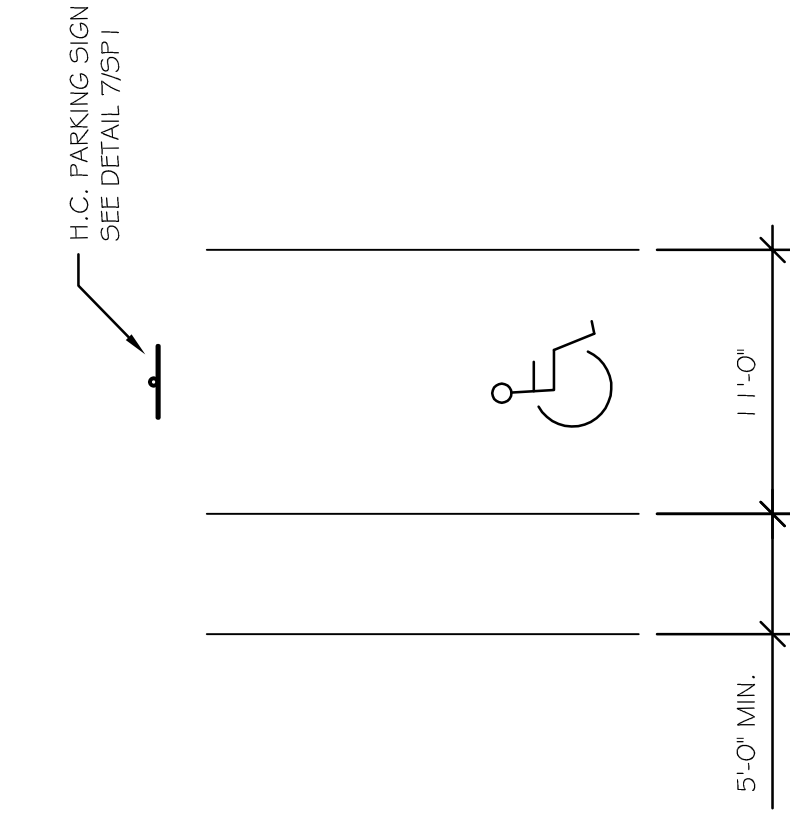
- 6 MAIN FLOOR PLAN, SPRINKLER ROOM PLAN
- A-2 SECOND FLOOR PLAN
- A-3 THIRD FLOOR PLAN
- A-4 FOOT PLAN
- A-5 WEST ELEVATION
- A-6 EAST ELEVATION
- A-7 NORTH & SOUTH ELEVATIONS
- A-8 FIRE SEPARATION DETAILS
- A-9 ATTIC SCUTTLE DETAIL, HANDRAIL DETAIL
- 3 NFPA 13R
- 3 IBC 2015
- 3 IBC 2015
- 3 IBC 2015

### BUILDING INFORMATION:

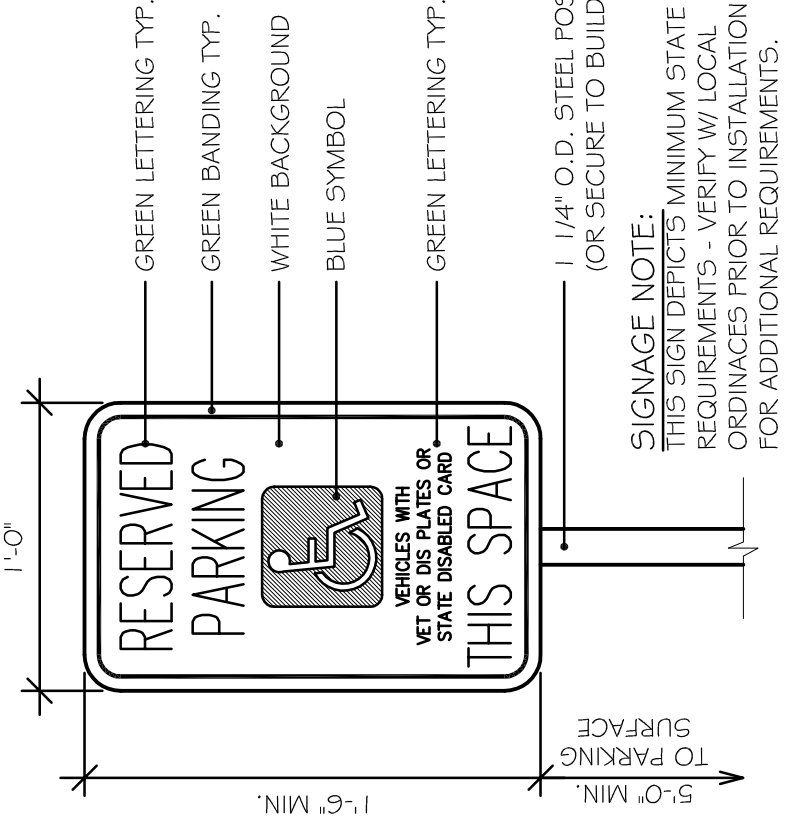
- CONSTRUCTION TYPE: TYPE V-D
- BUILDING MAIN FLOOR: 2,161 S.F.
- TOTAL BUILDING AREA (3 FLOORS): 6,483 S.F.
- NO. OF FLOORS: 3
- SINGLE UNIT FOOTPRINT: 720 S.F.
- SINGLE UNIT TOTAL AREA (3 FLOORS): 2,161 S.F.
- OCCUPANCY GROUP: R-2
- SPRINKLERED: NFPA 13R
- BUILDING CODE: IBC 2015
- RISK CATEGORY: TABLE 1604.5

### PROJECT DESCRIPTION:

NEW CONDO COMPLEX WITH 3(3) 3-STORY UNITS.



6 ADA PARKING STALL DETAIL  
SCALE: 1/8" = 1'-0"  
2020MUKWONAGO CONDOS/MC-DRAWINGS.DWG  
DATE: 9/21/2020



7 ADA PARKING SIGN DETAIL  
SCALE: 1 1/2" = 1'-0"  
2020MUKWONAGO CONDOS/MC-DRAWINGS.DWG  
DATE: 9/21/2020

6 ADA PARKING STALL DETAIL  
SCALE: 1/8" = 1'-0"  
2020MUKWONAGO CONDOS/MC-DRAWINGS.DWG  
DATE: 9/21/2020

7 ADA PARKING SIGN DETAIL  
SCALE: 1 1/2" = 1'-0"  
2020MUKWONAGO CONDOS/MC-DRAWINGS.DWG  
DATE: 9/21/2020

DESCRIPTION	EQUATION	USER INPUT	CALCULATED VALUES
FLOOR LOAD			
1st FLOOR LL	REF. CALCULATIONS	40 psf	40 psf
2nd FLOOR LL	REF. CALCULATIONS	40 psf	40 psf
ROOF LOAD			
ROOF LL	REF. CALCULATIONS	20 psf	20 psf
SNOW LOAD			
P <sub>s</sub>	REF. CALCULATIONS	30 psf	30 psf
P <sub>f</sub>	REF. CALCULATIONS	23.10 psf	23.10 psf
C	REF. CALCULATIONS	1.0	1.0
IMPORTANCE FACTOR	REF. CALCULATIONS	1.00	1.00
C <sub>r</sub>	REF. CALCULATIONS	1.1	1.1
WIND LOAD			
WIND SPEED	REF. CALCULATIONS	115 mph	115 mph
IMPORTANCE FACTOR	REF. CALCULATIONS	1.00	1.00
EXPOSURE CATEGORY	REF. CALCULATIONS	C	C
INTERNAL PRESSURE COEFF.	REF. CALCULATIONS	0.18	0.18
COMPONENTS & CLADDING	ASCE7-99 1.6-3A	-63.48 psf	-63.48 psf
COMPONENTS & CLADDING	ASCE7-99 1.6-3A	-36.37 psf	-36.37 psf
COMPONENTS & CLADDING	ASCE7-99 1.6-3A	-77.22 psf	-77.22 psf
SEISMIC DATA			
IMPORTANCE FACTOR	REF. CALCULATIONS	1.00	1.00
S <sub>s</sub>	REF. CALCULATIONS	0.094	0.094
S <sub>1</sub>	REF. CALCULATIONS	0.049	0.049
SOIL SITE CLASS	REF. CALCULATIONS	D	D
S <sub>1</sub>	REF. CALCULATIONS	0.100	0.100
S <sub>2</sub>	REF. CALCULATIONS	0.078	0.078
SEISMIC DESIGN CATEGORY	REF. CALCULATIONS	B	B
REGISTERING SYSTEM	REF. CALCULATIONS	3,748 lbs	3,748 lbs
DESIGN BASE SHEAR	REF. CALCULATIONS	0.015	0.015
C <sub>r</sub>	REF. CALCULATIONS	6.3	6.3
ANALYSIS PROCEDURE	REF. CALCULATIONS	EQUIVALENT LATERAL FORCE PROCEDURE	EQUIVALENT LATERAL FORCE PROCEDURE

16 PLAN REVIEW NOTES  
SCALE: N.T.S.  
2020MUKWONAGO CONDOS/MC-DRAWINGS.DWG  
DATE: 11/16/2021

### PLAN REVIEW NOTE:

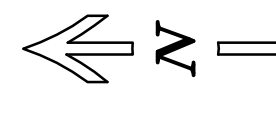
THE DRAWINGS ARE REVISED TO SHOW I-HOUR FIRE PARTITIONS IN THE ATTIC SPACE SEPARATING EACH DWELLING UNIT. WITH THIS CHANGE, THERE IS NO FIRE RATING AT THE CEILING OF THE UPPER FLOOR.

THIS CHANGE IS PRESENTED AS A MEANS TO ALLOW THE HVAC EQUIPMENT FOR EACH OF THE DWELLING UNITS TO BE INSTALLED IN THE ATTIC.

WITH THIS SUBMITTAL IS A MARKED-UP TRUSS PROFILE DRAWING THAT SHOWS THE CALCS AND MEANS OF SUPPORT FOR ADDING THE LOAD OF THE HVAC EQUIPMENT TO THE BOTTOM CHORD OF THE TRUSSES.

### STRUCTURAL SUMMARY

SCALE: N.T.S.  
2020MUKWONAGO CONDOS/MC-DRAWINGS.DWG  
DATE: 6/8/2020



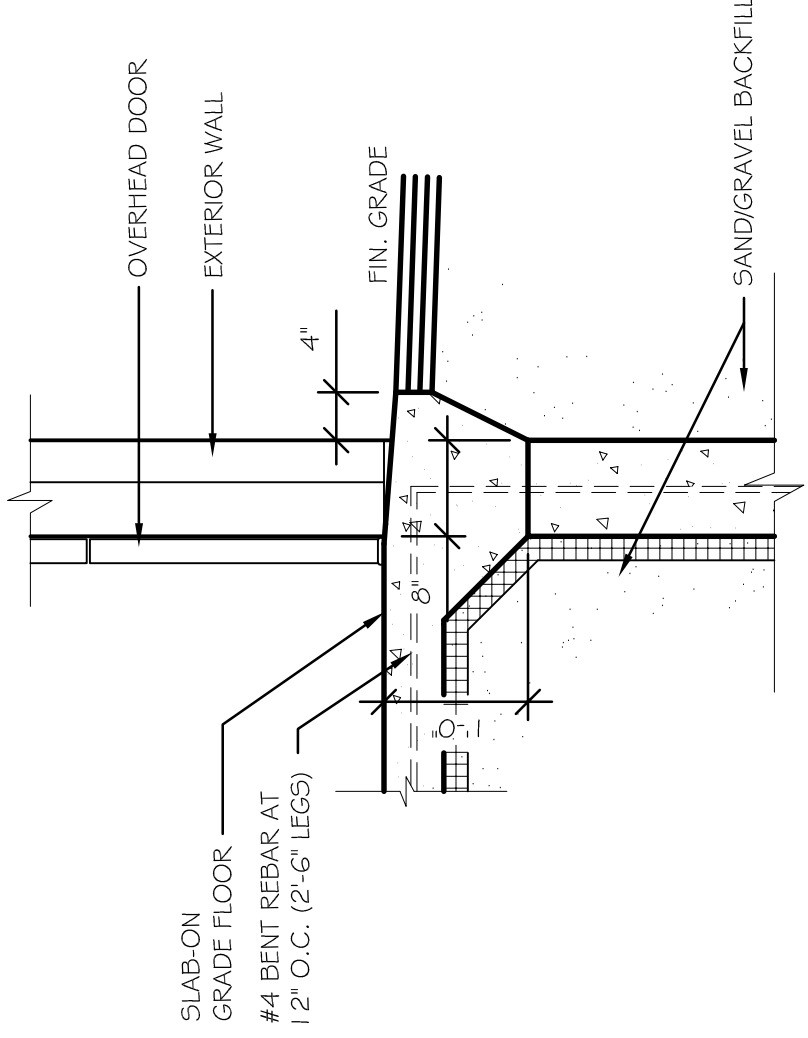
20 SITE PLAN  
SCALE: 1" = 10'-0"  
2020MUKWONAGO CONDOS/MC-DRAWINGS.DWG  
DATE: 6/8/2020

**the Design Alliance Architects, Inc.**  
1003 Madison Avenue  
Fort Atkinson, WI  
(920) 563-3404

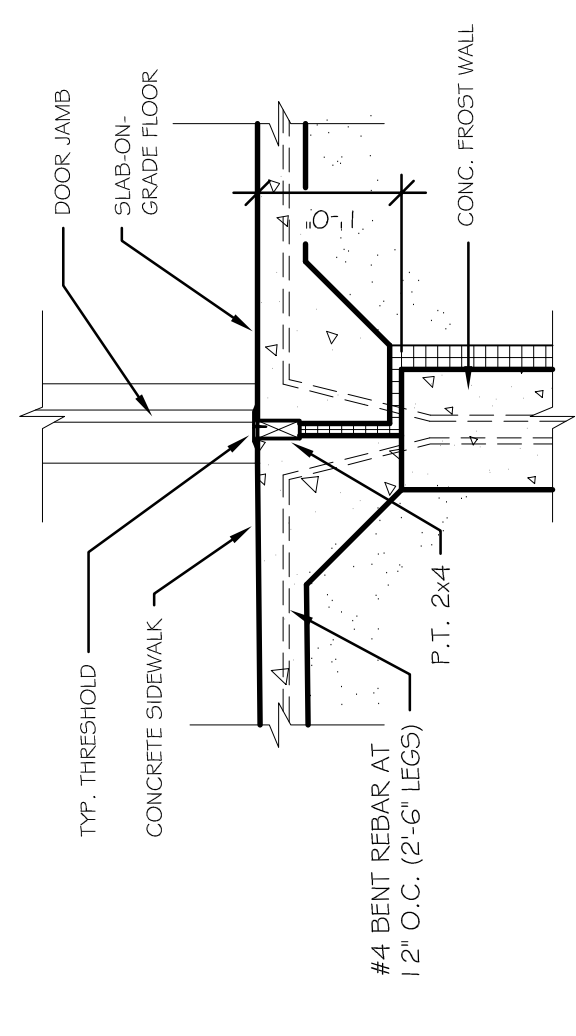
MUKWONAGO CONDOS  
BUILDING "B"  
200 Grand Avenue  
Mukwonago, WI

DRAWING NAMES	SITE PLAN
DRAWING INDEX	ADA PARKING DETAILS
STRUCTURAL SUMMARY	PLAN REVIEW NOTES
REVISIONS	6 1 3/23/2022
REVISIONS	1 1/19/2020
2	7/5/2021
3	7/12/2021
4	11/16/2021
5	12/11/2021
PROJECT DATA	DATE: 9/29/2020
DRAWN BY:	CL
CHECKED BY:	P.W.
SHEET NO.	SP-1

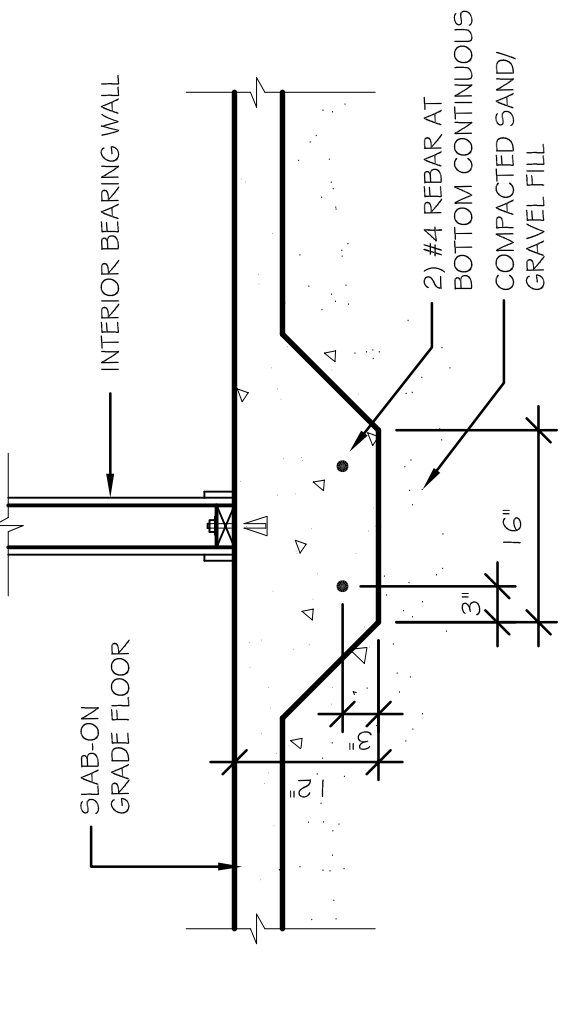
VERIFY ALL CONDITIONS AND DIMENSIONS ON THE JOB AND NOTIFY THE DESIGN ALLIANCE ARCHITECTS, INC. OF ANY DISCREPANCIES PRIOR TO START.



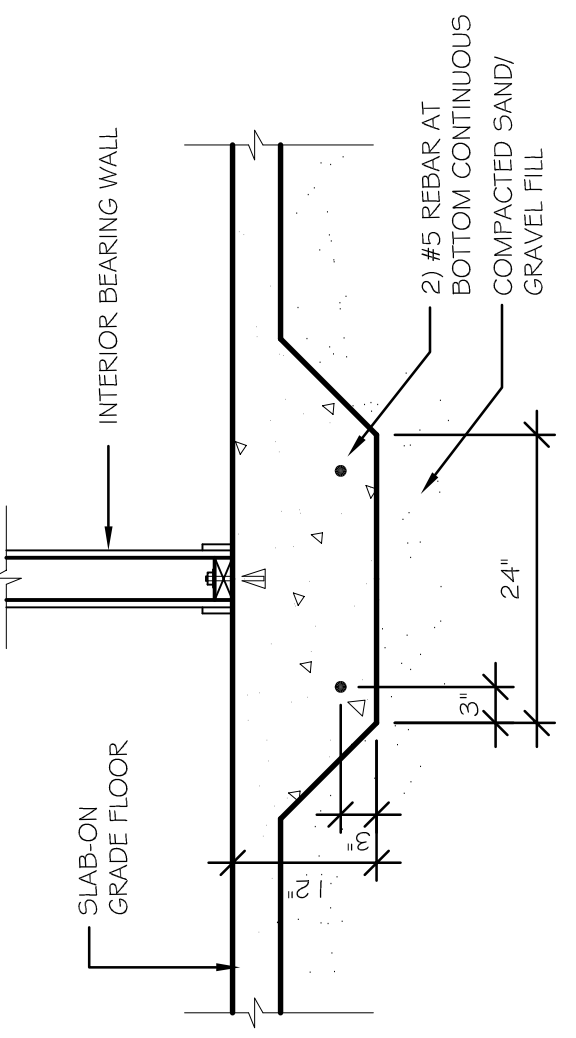
**FOUNDATION DETAIL AT OVHD**  
SCALE: 3/4" = 1'-0"  
2020MUKWONAGO CONDOSM/C/DRAWINGS/ISSUE 5  
DATE: 9/21/2020



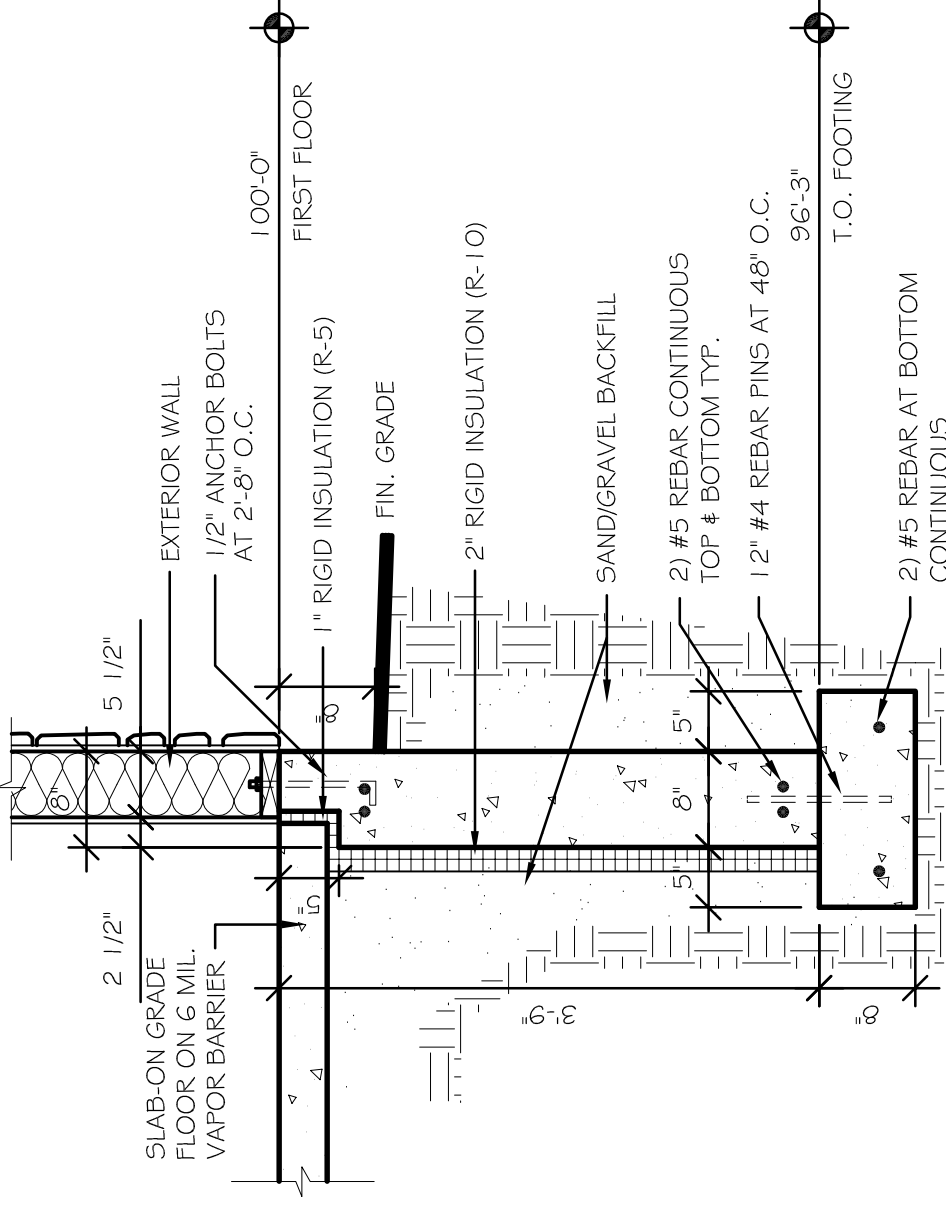
**FOUNDATION THRESHOLD DETAIL**  
SCALE: 3/4" = 1'-0"  
2020MUKWONAGO CONDOSM/C/DRAWINGS/ISSUE 5  
DATE: 9/21/2020



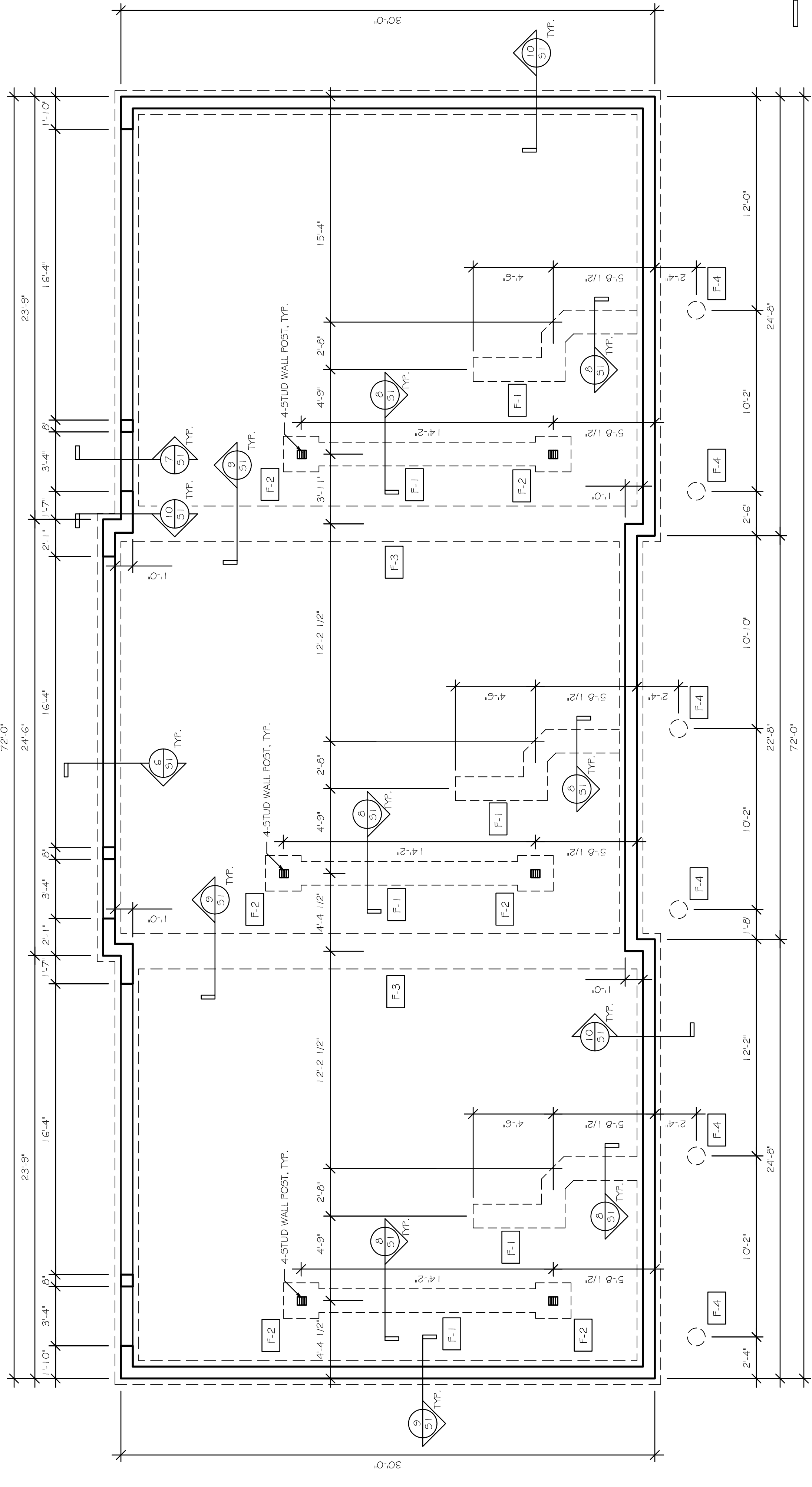
**SPREAD FOOTING DETAIL**  
SCALE: 3/4" = 1'-0"  
2020MUKWONAGO CONDOSM/C/DRAWINGS/ISSUE 5  
DATE: 9/21/2020



**SPREAD FOOTING DETAIL**  
SCALE: 3/4" = 1'-0"  
2020MUKWONAGO CONDOSM/C/DRAWINGS/ISSUE 5  
DATE: 9/21/2020



**FOUNDATION DETAIL**  
SCALE: 3/4" = 1'-0"  
2020MUKWONAGO CONDOSM/C/DRAWINGS/ISSUE 5  
DATE: 9/21/2020



**FOOTING SCHEDULE**

FOOTING	SIZE
F-1	1'-8" x 8" DEEP WITH 2) #4 CONTINUOUS, TYP.
F-2	2'-0" x 2'-0" x 12" DEEP WITH 5) #4 REBAR EACH WAY AT BOTTOM, TYP.
F-3	2'-0" x 8" DEEP WITH 2) #4 CONTINUOUS, TYP.
F-4	12" DIA. x 36" DEEP CONCRETE PIER

**FOOTING SCHEDULE**  
SCALE: N.T.S.  
2020MUKWONAGO CONDOSM/C/DRAWINGS/ISSUE 5  
DATE: 9/21/2020

MUKWONAGO CONDOS  
200 Grand Avenue  
Mukwonago, WI

DRAWING NAMES  
FOUNDATION PLAN  
FOUNDATION DETAILS  
FOOTING SCHEDULE

REVISIONS

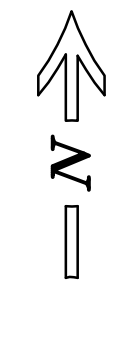
PROJECT DATA  
DATE: 9/29/2020  
DRAWN BY: CL  
CHECKED BY: P.W.

SHEET NO.

S-1

**the Design Alliance Architects, Inc.**  
1003 Madison Avenue  
Fort Atkinson, WI  
(920) 563-3404

VERIFY ALL CONDITIONS AND DIMENSIONS ON THE JOB AND NOTIFY THE DESIGN ALLIANCE ARCHITECTS, INC. OF ANY DISCREPANCIES PRIOR TO START.

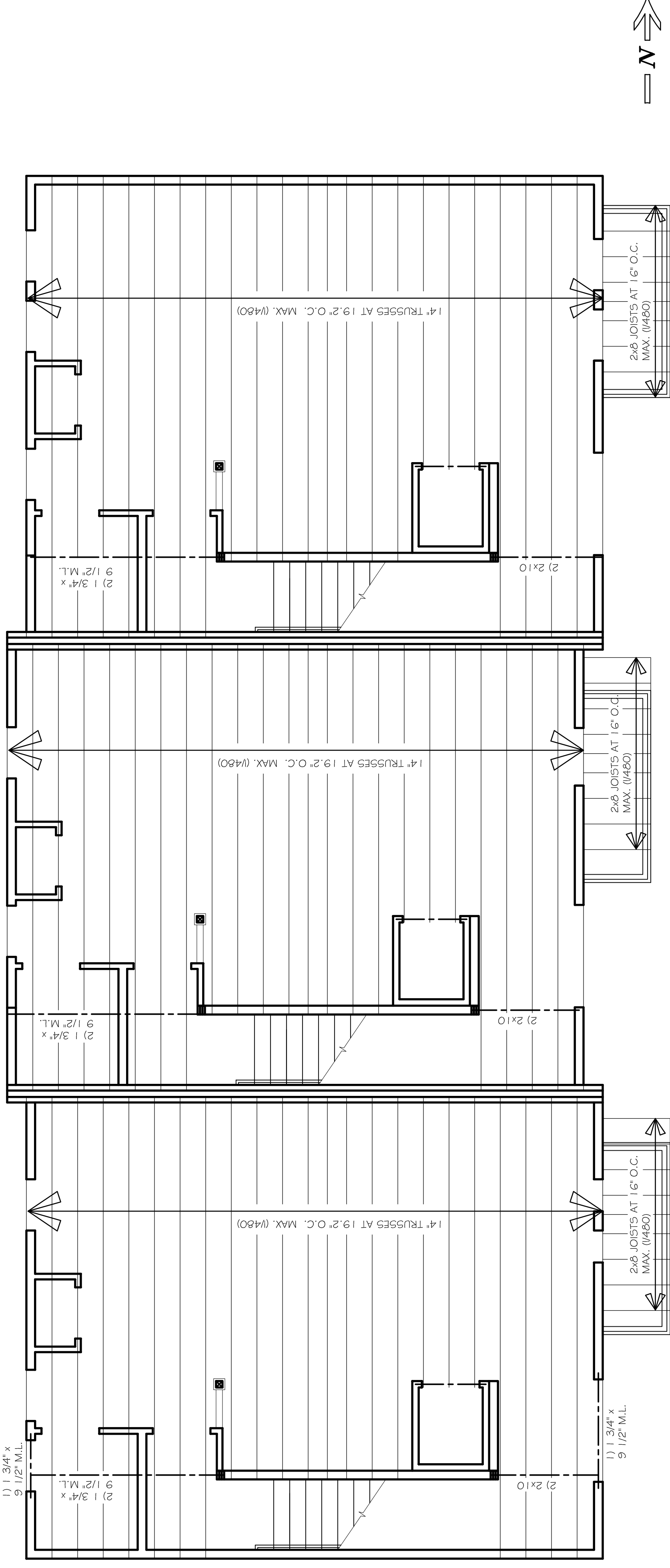


**FOUNDATION PLAN**  
SCALE: 1/4" = 1'-0"  
2020MUKWONAGO CONDOSM/C/DRAWINGS/ISSUE 5  
DATE: 6/30/2020

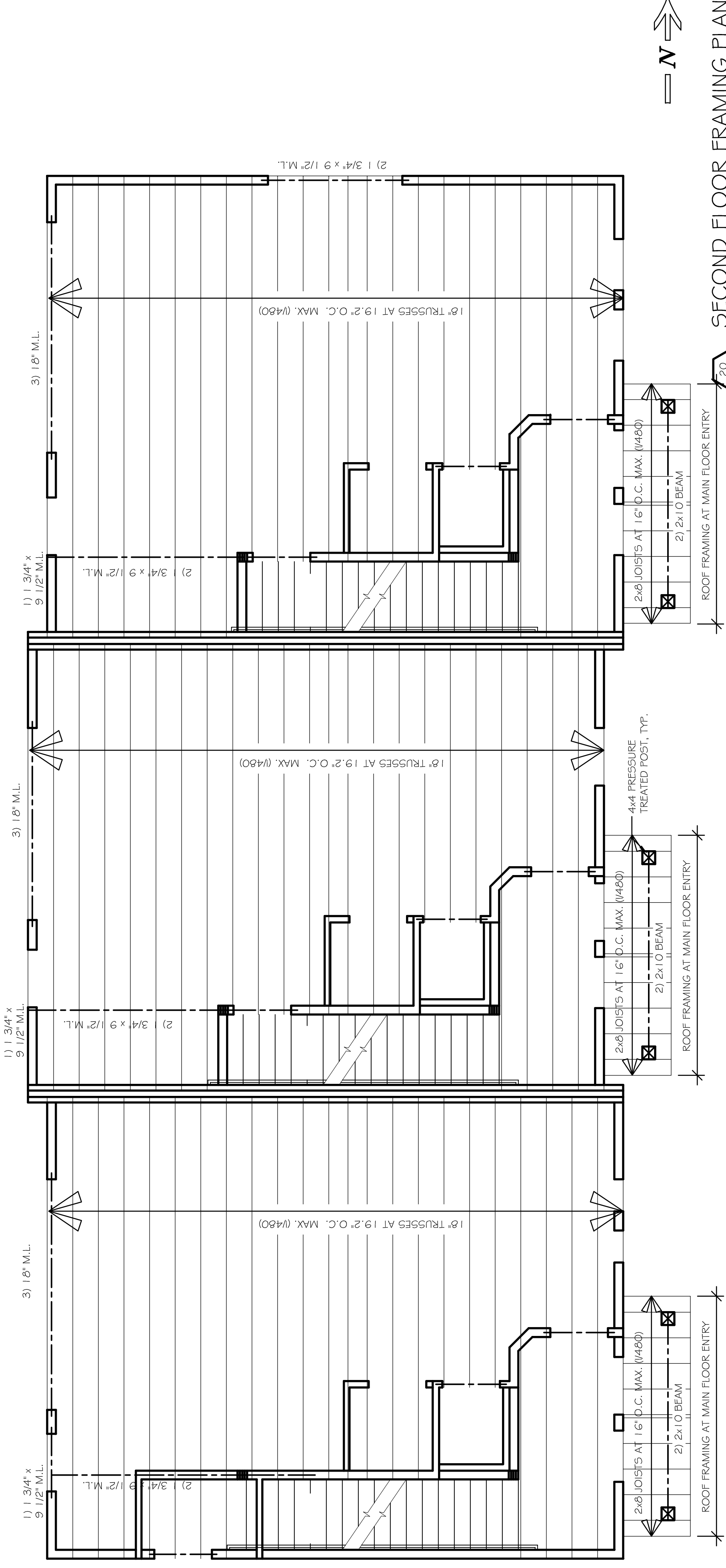
VERIFY ALL CONDITIONS AND DIMENSIONS ON THE JOB AND NOTIFY THE DESIGN ALLIANCE ARCHITECTS, INC. OF ANY DISCREPANCIES PRIOR TO START.

ALL HEADERS 2) 2x10'S UNLESS OTHERWISE NOTED

ALL HEADERS 2) 2x10'S UNLESS OTHERWISE NOTED



THIRD FLOOR FRAMING PLAN  
SCALE: 1/4" = 1'-0"  
2020 MUKWONAGO CONDOS/SMC DRAWING NO. 5  
DATE: 6/3/2020



SECOND FLOOR FRAMING PLAN  
SCALE: 1/4" = 1'-0"  
2020 MUKWONAGO CONDOS/SMC DRAWING NO. 5  
DATE: 6/3/2020

DRAWING NAMES
SECOND & THIRD FLOOR FRAMING PLANS

REVISIONS
-----------

PROJECT DATA
DATE: 9/29/2020
DRAWN BY: CL
CHECKED BY: P.W.
SHEET NO.

VERIFY ALL CONDITIONS AND DIMENSIONS ON THE JOB AND NOTIFY THE DESIGN ALLIANCE ARCHITECTS, INC. OF ANY DISCREPANCIES PRIOR TO START.

**the Design Alliance Architects, Inc.**  
 1003 Madison Avenue  
 Fort Atkinson, WI  
 (920) 563-2404

**MUKWONAGO CONDOS**  
 BUILDING "B"  
 200 Grand Avenue  
 Mukwonago, WI

**DRAWING NAMES**

ROOF FRAMING PLAN

**REVISIONS**

**PROJECT DATA**

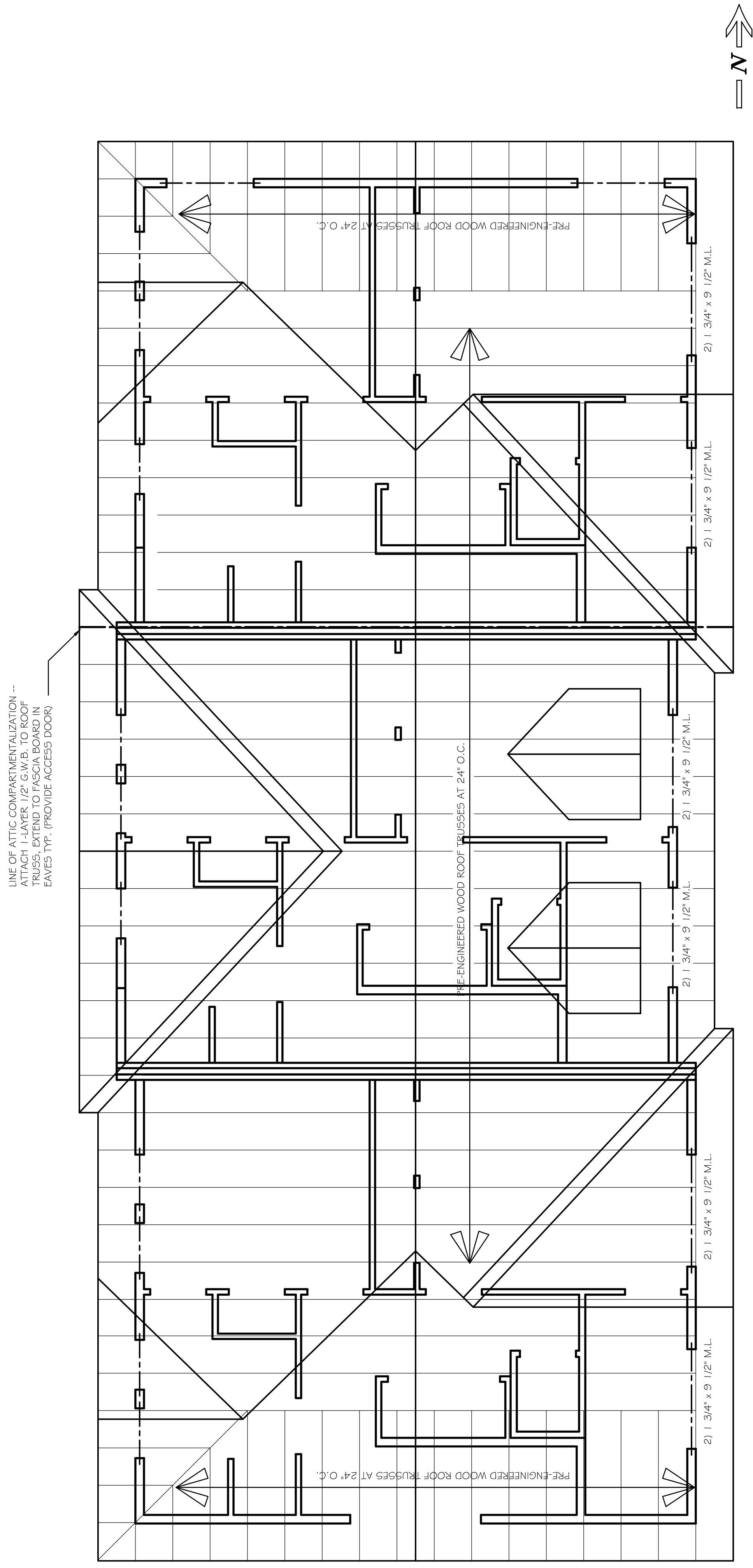
DATE: 9/29/2020

DRAWN BY: CL

CHECKED BY: P.W.

**SHEET NO.**

**S-3**



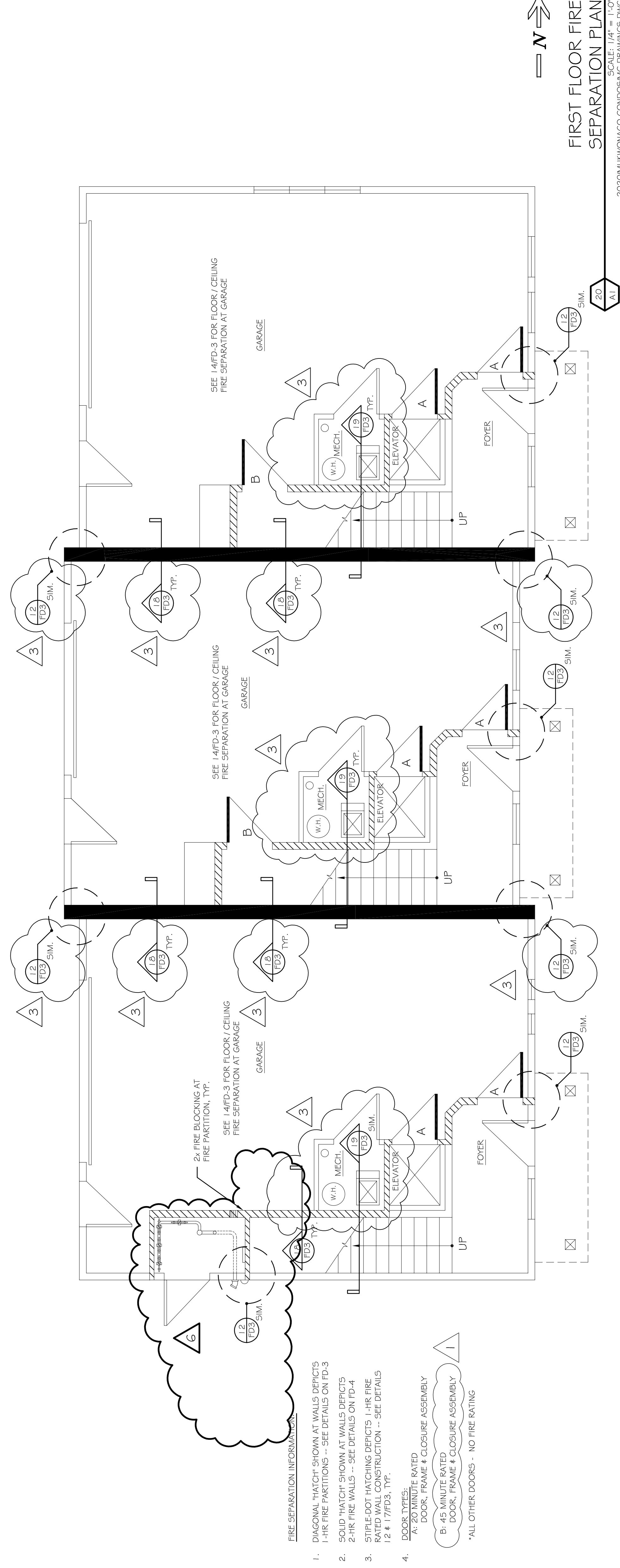
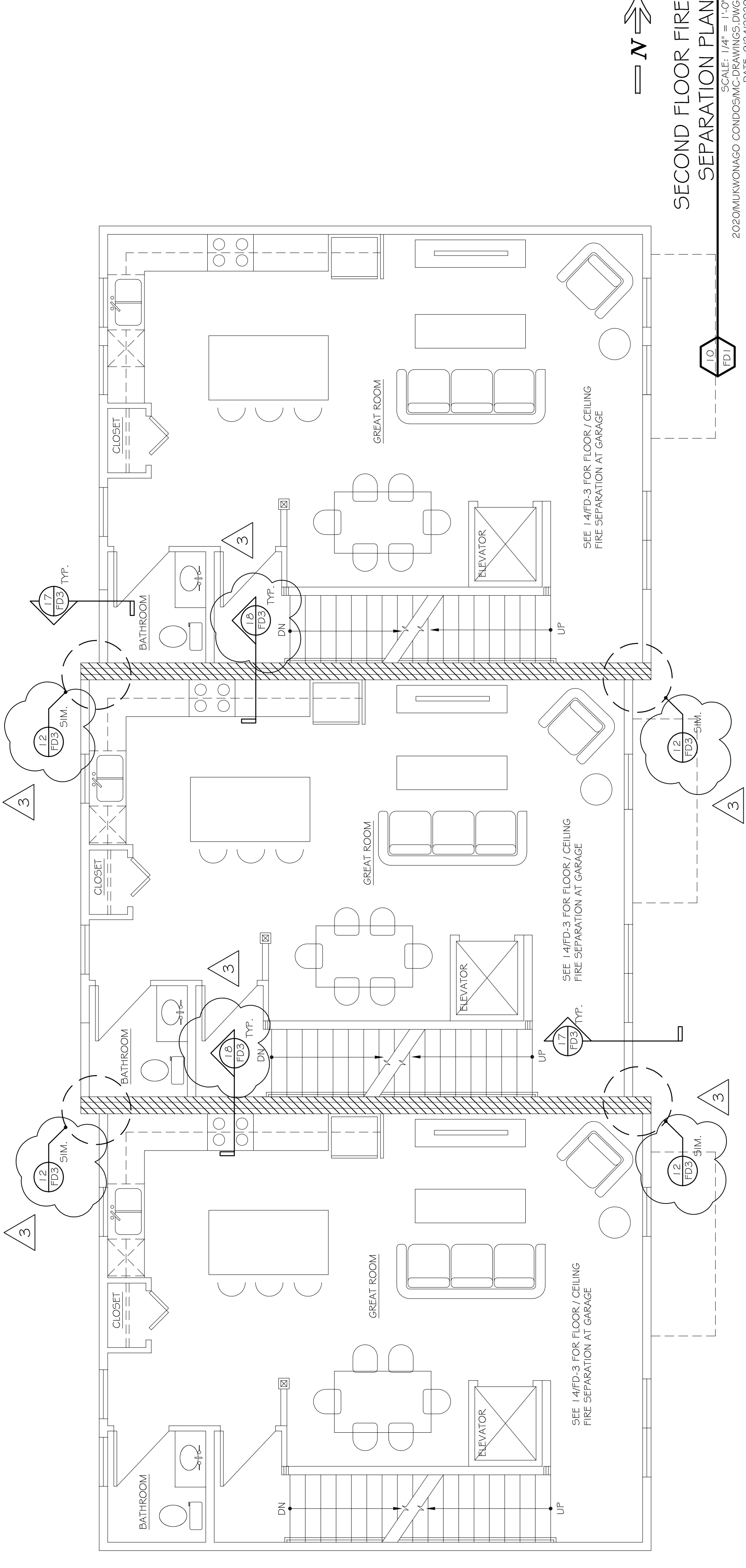
ALL HEADERS 2) 2x10'S UNLESS OTHERWISE NOTED



**ROOF FRAMING PLAN**  
 SCALE: 1/4" = 1'-0"  
 2020 MUKWONAGO CONDOS  
 DRAWING NO. S-3  
 DATE: 9/29/2020



VERIFY ALL CONDITIONS AND DIMENSIONS ON THE JOB AND NOTIFY THE DESIGN ALLIANCE ARCHITECTS, INC. OF ANY DISCREPANCIES PRIOR TO START.



**FIRE SEPARATION INFORMATION**

1. DIAGONAL HATCH - SHOWN AT WALLS DEFECTS
  - 1-HR FIRE PARTITIONS -- SEE DETAILS ON FD-3
  2. SOLID HATCH - SHOWN AT WALLS DEFECTS
  - 2-HR FIRE WALLS -- SEE DETAILS ON FD-4
  3. STIPPLE DOT HATCHING DEFECTS - 1-HR FIRE RATED WALL CONSTRUCTION -- SEE DETAILS 12 & 17/FD3, TYP.
  4. DOOR TYPES:
    - A - 20 MINUTE RATED DOOR, FRAME & CLOSURE ASSEMBLY
    - B - 45 MINUTE RATED DOOR, FRAME & CLOSURE ASSEMBLY
    - C - 1-HR RATED DOOR, FRAME & CLOSURE ASSEMBLY
    - D - 1-HR RATED DOOR, FRAME & CLOSURE ASSEMBLY
    - E - 1-HR RATED DOOR, FRAME & CLOSURE ASSEMBLY
    - F - 1-HR RATED DOOR, FRAME & CLOSURE ASSEMBLY
    - G - 1-HR RATED DOOR, FRAME & CLOSURE ASSEMBLY
    - H - 1-HR RATED DOOR, FRAME & CLOSURE ASSEMBLY
- \*ALL OTHER DOORS - NO FIRE RATING

**DRAWING NAMES**

FIRE SEPARATION PLANS


**REVISIONS**

1	1/19/2020
3	7/12/2021
6	3/23/2022

**PROJECT DATA**

DATE: 9/29/2020  
 DRAWN BY: CL  
 CHECKED BY: P.W.  
 SHEET NO. **FD-1**

VERIFY ALL CONDITIONS, AND DIMENSIONS ON THE JOB AND NOTIFY THE DESIGN ALLIANCE ARCHITECTS, INC. OF ANY DISCREPANCIES PRIOR TO START.



1003 Madison Avenue  
Fort Atkinson, WI

(920) 563-2404

MUKWONAGO CONDOS  
BUILDING "B"  
200 Grand Avenue  
Mukwonago, WI

DRAWING NAMES

FIRE SEPARATION PLAN

REVISIONS

3 7/11/2021

PROJECT DATA

DATE: 9/29/2020

DRAWN BY: CL

CHECKED BY: P.W.

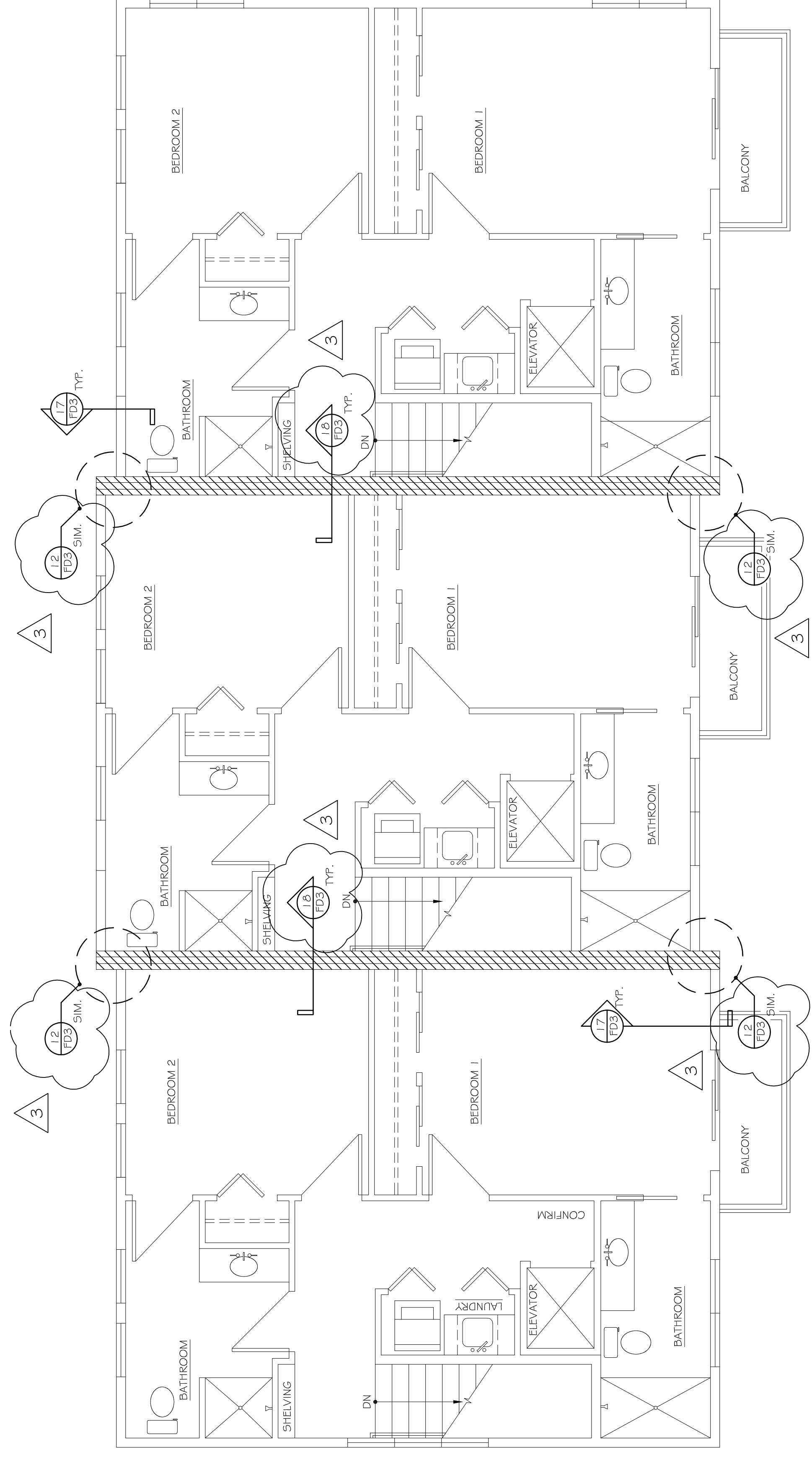
SHEET NO.

FD-2

20  
FD2

THIRD FLOOR FIRE SEPARATION PLAN

SCALE: 1/4" = 1'-0"  
DATE: 9/29/2020

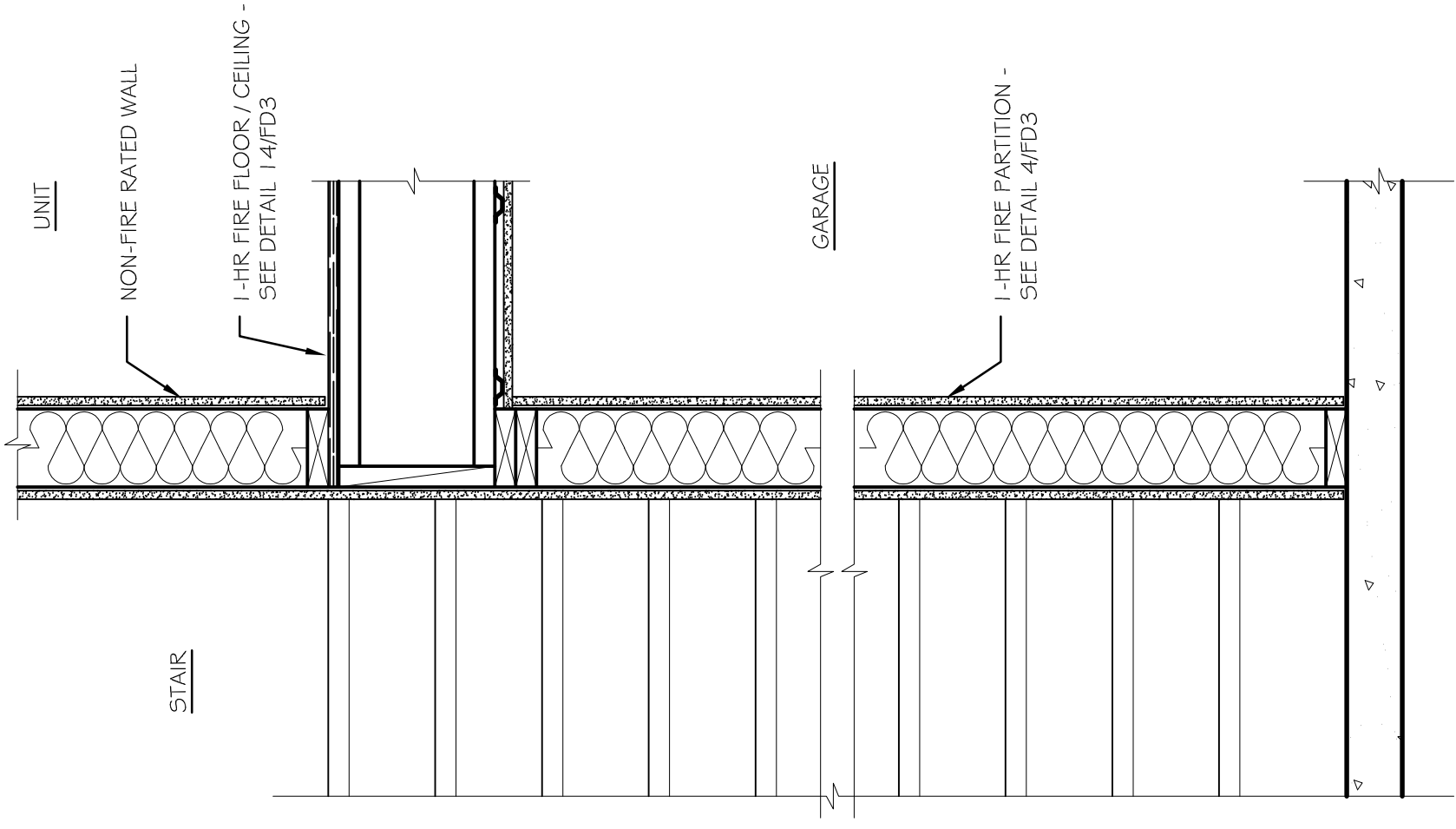


**FIRE SEPARATION INFORMATION:**

1. DIAGONAL HATCH SHOWN AT WALL DEFICITS 1-HR FIRE PARTITIONS -- SEE DETAILS ON FD-3
2. SOLID HATCH SHOWN AT WALL DEFICITS 2-HR FIRE WALLS -- SEE DETAILS ON FD-4
3. STIPPLE-DOT HATCHING DEFICITS 1-HR FIRE RATED WALL CONSTRUCTION -- SEE DETAILS 12 & 17/FD3, TYP.
4. DOOR TYPES:  
A: 20 MINUTE RATED DOOR, FRAME & CLOSURE ASSEMBLY  
B: 45 MINUTE RATED DOOR, FRAME & CLOSURE ASSEMBLY  
\*ALL OTHER DOORS - NO FIRE RATING

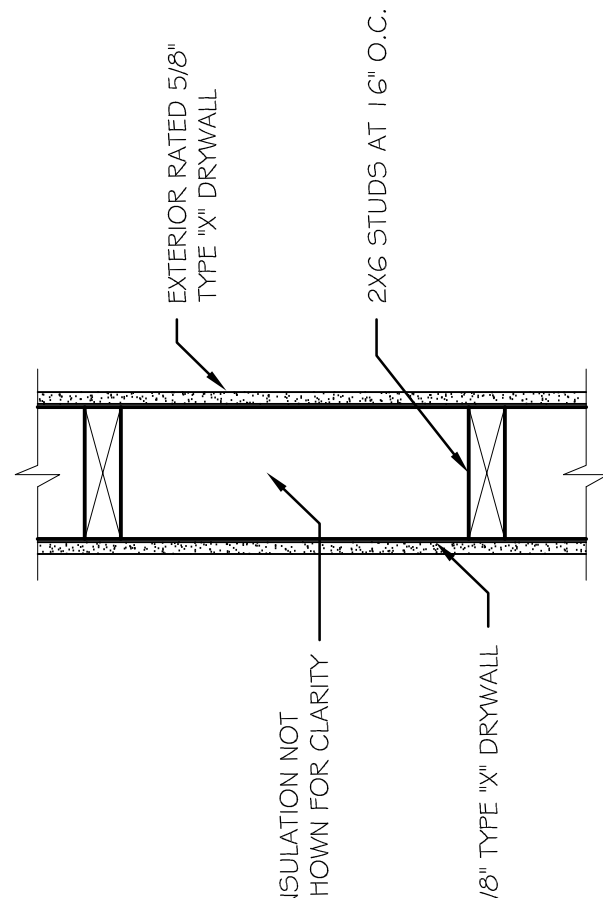


VERIFY ALL CONDITIONS AND DIMENSIONS ON THE JOB AND NOTIFY THE DESIGN ALLIANCE ARCHITECTS, INC. OF ANY DISCREPANCIES PRIOR TO START.



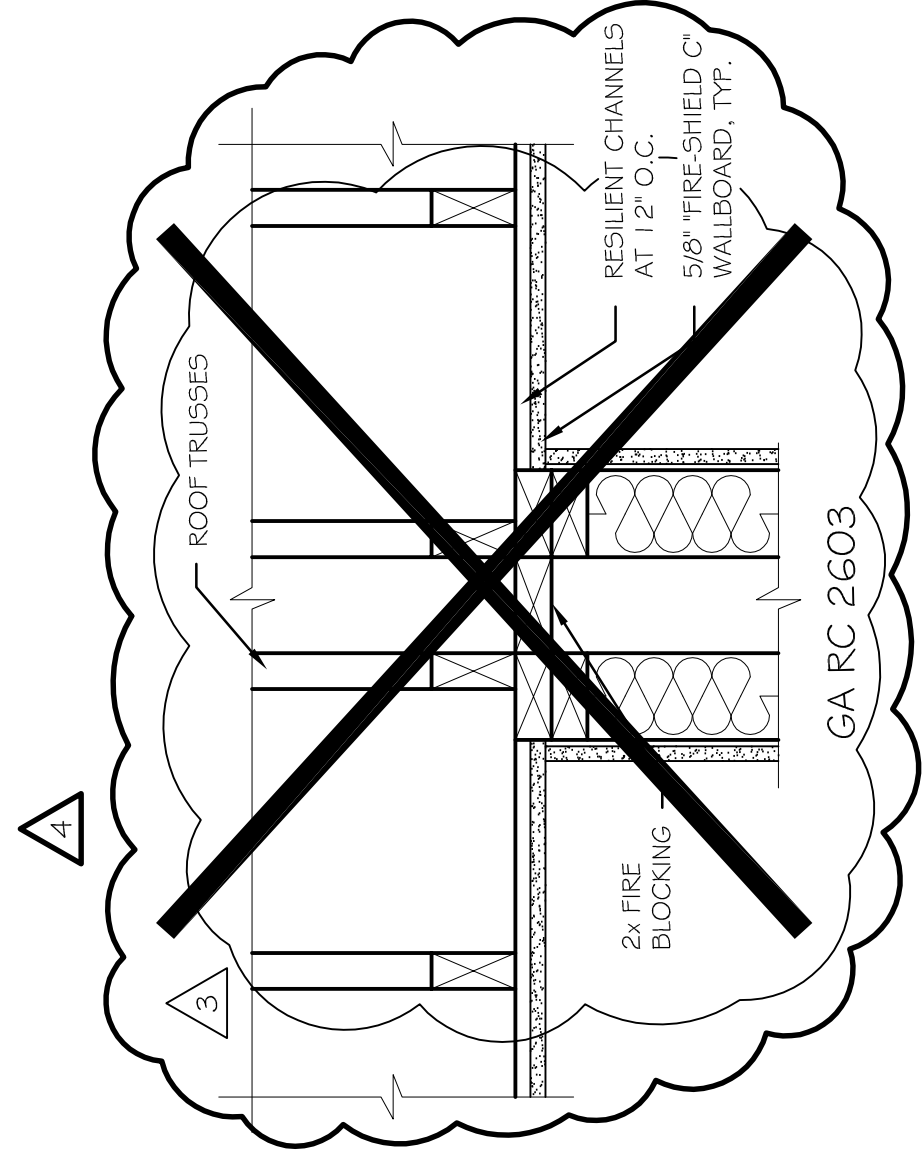
11  
1-HR FIRE PARTITION AT STAIR / GARAGE

2020MUKWONAGO CONDOS/AMC-DRAWINGS.DWG  
SCALE: 1" = 1'-0"  
DATE: 9/24/2020



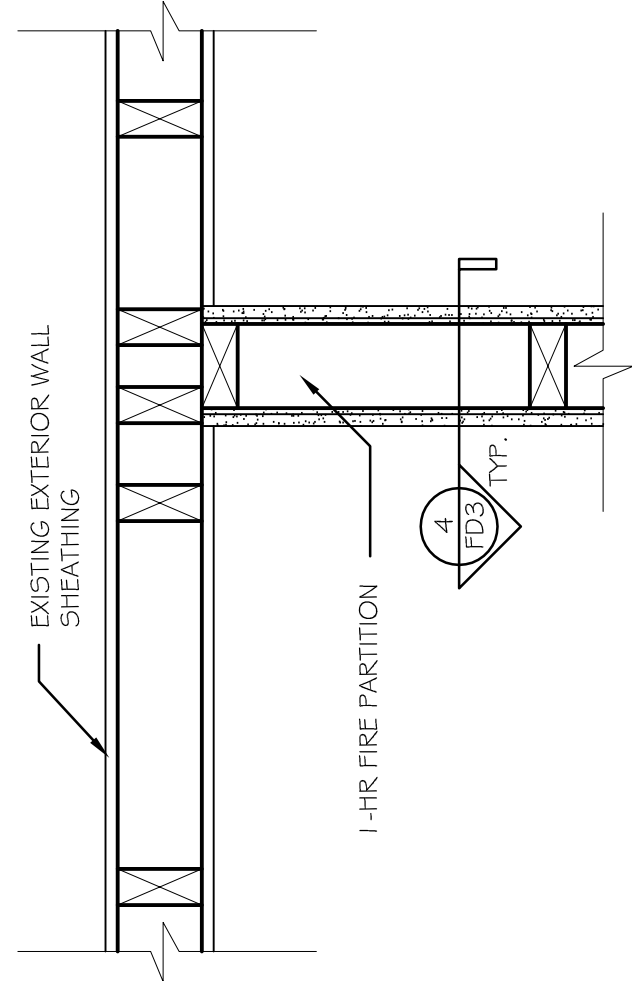
16  
1-HR EXTERIOR WALL DETAIL

2020MUKWONAGO CONDOS/AMC-DRAWINGS.DWG  
SCALE: 1" = 1'-0"  
DATE: 10/22/2020



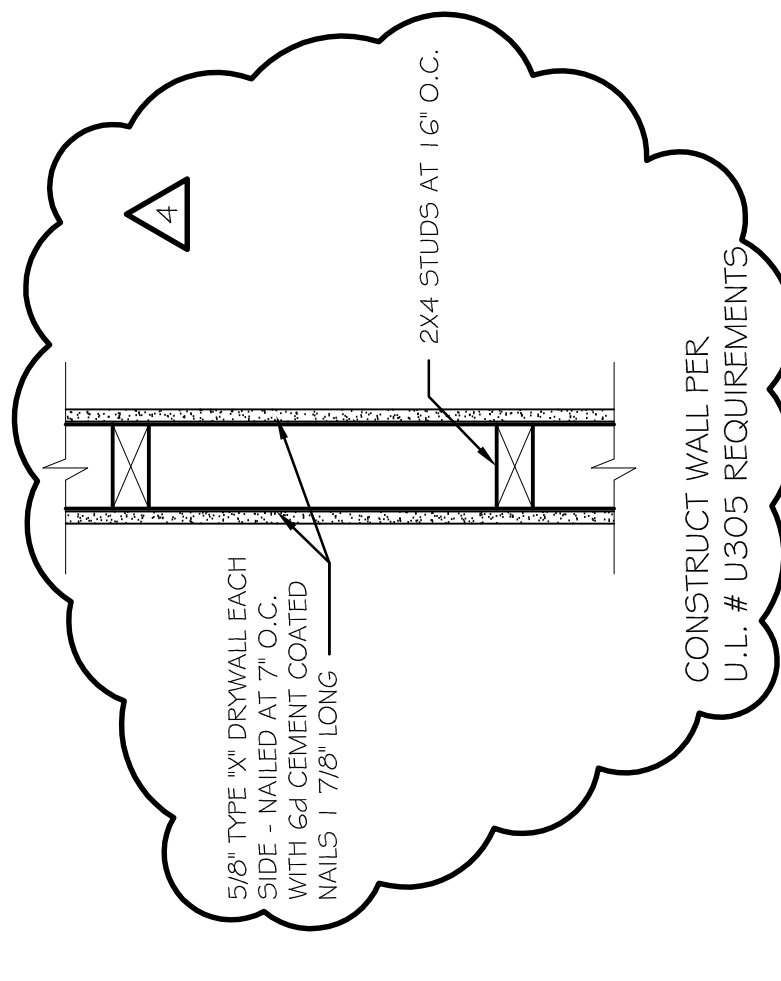
7  
1-HR ROOF / CEILING DETAIL

2020MUKWONAGO CONDOS/AMC-DRAWINGS.DWG  
SCALE: 1" = 1'-0"  
DATE: 9/24/2020



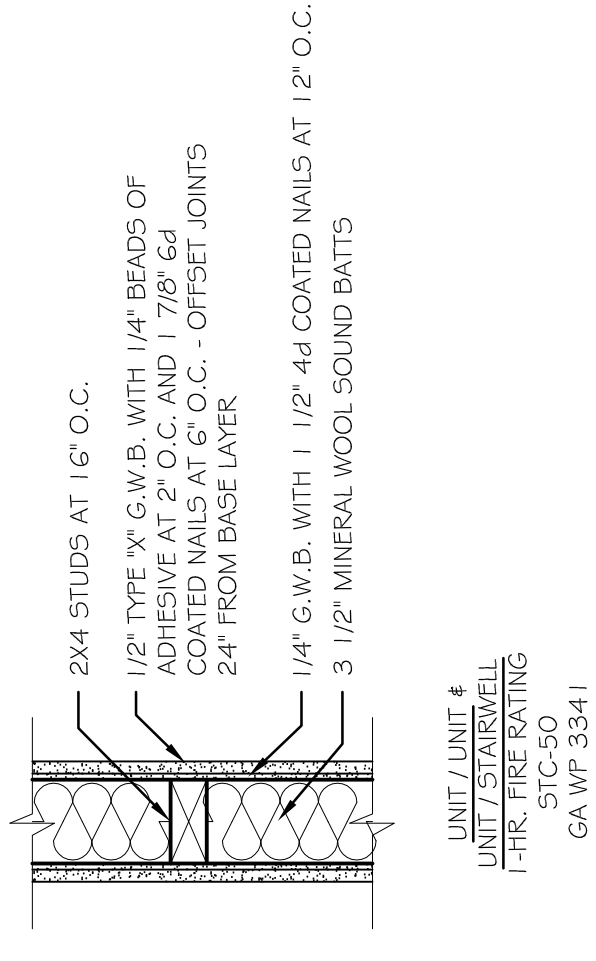
12  
1-HR FIRE PARTITION AT EXTERIOR WALL DETAIL

2020MUKWONAGO CONDOS/AMC-DRAWINGS.DWG  
SCALE: 1" = 1'-0"  
DATE: 10/22/2020



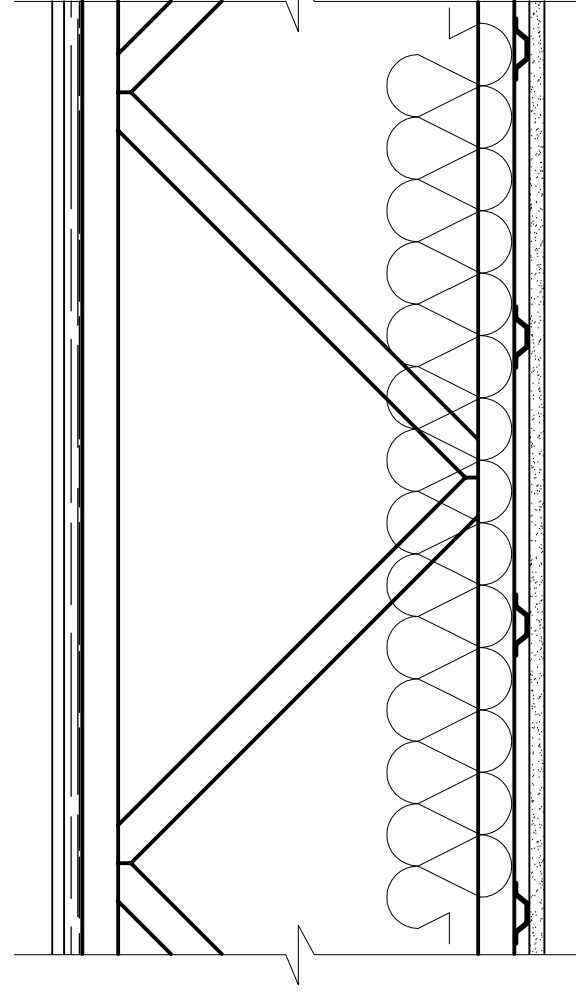
17  
1-HOUR FIRE PARTITION

2020MUKWONAGO CONDOS/AMC-DRAWINGS.DWG  
SCALE: 1" = 1'-0"  
DATE: 10/22/2020



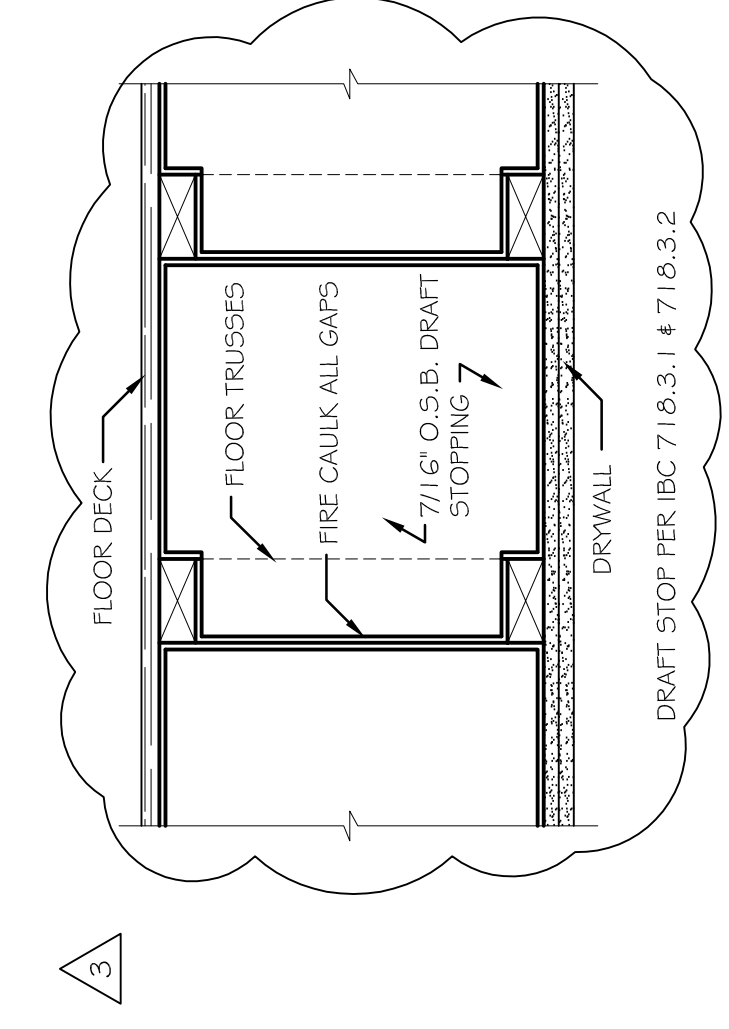
4  
1-HR FIRE PARTITION WALL DETAIL

2020MUKWONAGO CONDOS/AMC-DRAWINGS.DWG  
SCALE: 1 1/2" = 1'-0"  
DATE: 9/24/2020



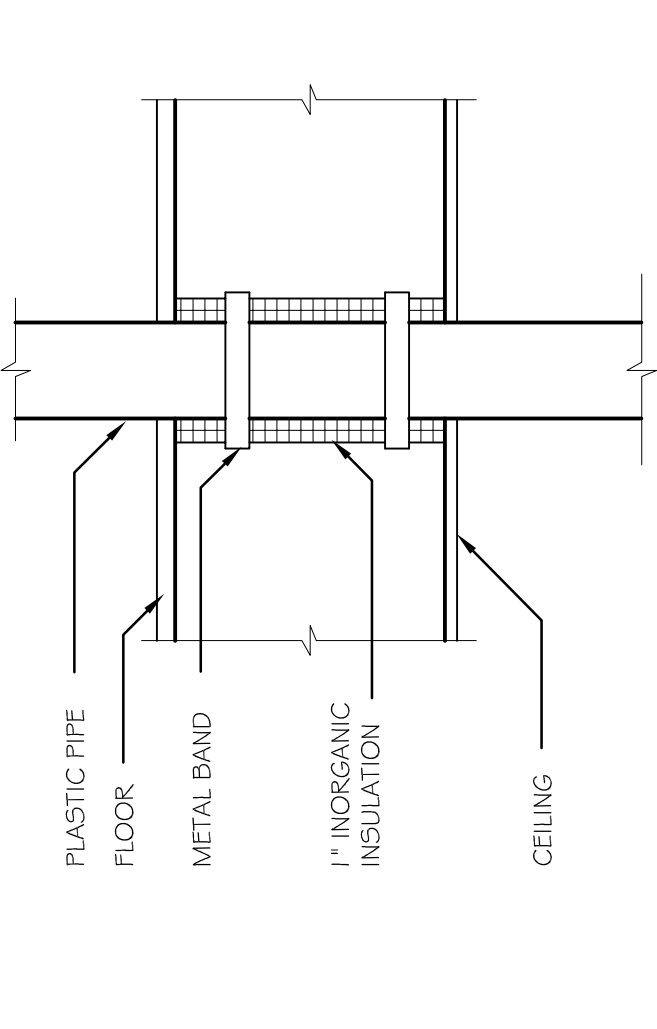
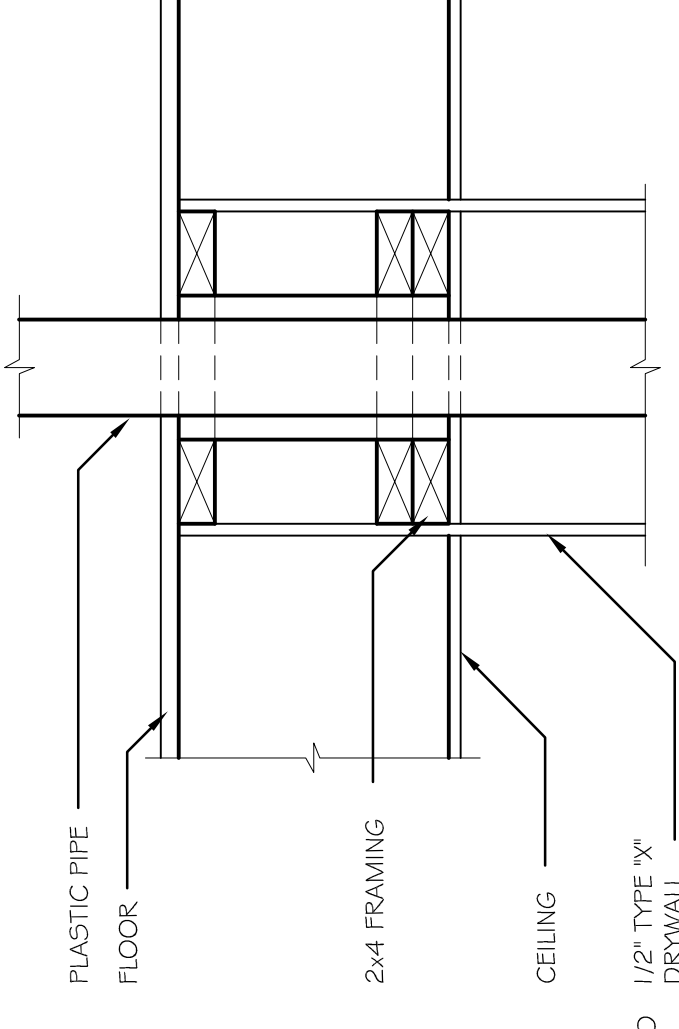
GA FC-5121

FLOOR-CEILING SYSTEMS, WOOD FRAMED  
GA FILE NO. FC 5121  
WOOD TRUSSES, WOOD STRUCTURAL PANELS, GYPSUM FLOOR TOPPING, RESILIENT CHANNELS, GLASS BATT OR LOOSE FILL INSULATION, CEILING DAMPER, GYPSUM WALLBOARD  
50 TO 54 STC SOUND  
BASE LAYER OF 5/8" PROPRIETARY TYPE X GYPSUM WALLBOARD APPLIED AT RIGHT ANGLES TO OVERALL THICKNESS OF GLASS BATT, LOOSE FILL OR MINERAL WOOL INSULATION ALLOWED WHEN APPLIED DIRECTLY OVER GYPSUM BOARD, WOOD TRUSSES SUPPORTING A 23/32" WOOD STRUCTURAL PANEL SUBFLOOR, LONG EDGES 1/4", APPLIED AT RIGHT ANGLES TO OVERALL THICKNESS OF GLASS BATT, LOOSE FILL OR MINERAL WOOL INSULATION  
WOOD STRUCTURAL PANEL UNDERLAYMENT APPLIED OVER SUBFLOOR  
SOUND TESTED WITH 3 1/2" GLASS BATT INSULATION, CARPET, PADDING AS WELL AS VINYL FLOORING.  
OPTIONAL CEILING DAMPER REFER TO MANUFACTURER FOR INFORMATION ON THE TYPE OF DAMPER.  
PROPRIETARY GYPSUM BOARD  
AMERICAN GYPSUM COMPANY LLC..... 5/8" FIREBLOC TYPE C GYPSUM BOARD  
APPROX. CEILING WEIGHT: 3 PSF  
FIRE TEST: UL14196, OAHK25595, I-15-05; 47864406 (1, 6-6-14)  
UL DESIGN M508, UL DESIGN L528  
SOUND TEST: UL DESIGN E274, I-0,3-08; RAL 1008-311, I-0,3-08  
ICC # TEST: (40 SHEET VINYL)  
RAL IND08-039, I-0,31-06; (64 C # P), RAL IND08-040, I-0,31-06  
**CEILING DAMPER OR ONLY WITH 5/8" DEEP TRUSSES**



5  
DRAFT STOPPING DETAIL

2020MUKWONAGO CONDOS/AMC-DRAWINGS.DWG  
SCALE: 1 1/2" = 1'-0"  
DATE: 7/12/2021

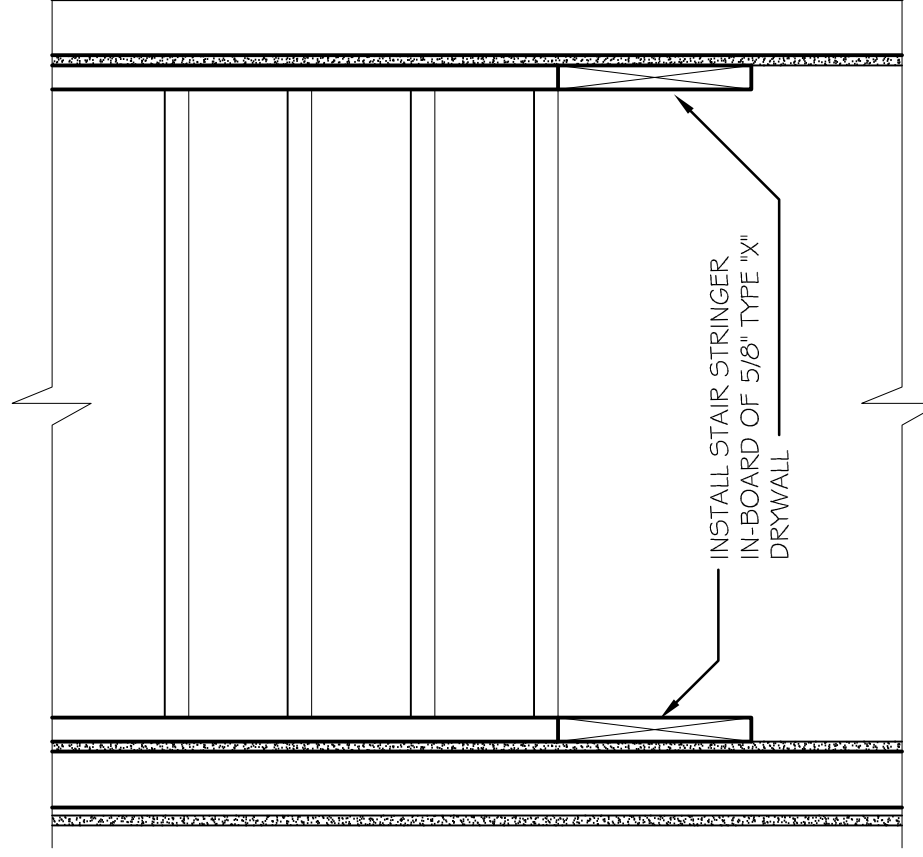


20  
FIRE WALL PENETRATION DETAILS

2020MUKWONAGO CONDOS/AMC-DRAWINGS.DWG  
SCALE: 1 1/2" = 1'-0"  
DATE: 9/24/2020

14  
1-HR FIRE FLOOR/CEILING

2020MUKWONAGO CONDOS/AMC-DRAWINGS.DWG  
SCALE: 1 1/2" = 1'-0"  
DATE: 9/24/2020



19  
STAIR STRINGERS AT FIRE RATED WALL

2020MUKWONAGO CONDOS/AMC-DRAWINGS.DWG  
SCALE: 1" = 1'-0"  
DATE: 9/24/2020

DRAWING NAMES

FIRE SEPARATION DETAILS	

REVISIONS

NO.	DATE	DESCRIPTION
3	7/12/2021	
4	11/16/2021	
5	12/1/2021	

PROJECT DATA

DATE:	9/29/2020
DRAWN BY:	CL
CHECKED BY:	P.W.
SHEET NO.:	

VERIFY ALL CONDITIONS AND DIMENSIONS ON THE JOB AND NOTIFY THE DESIGN ALLIANCE ARCHITECTS, INC. OF ANY DISCREPANCIES PRIOR TO START.

**the Alliance Design Architects, Inc.**  
 1003 Madison Avenue  
 Fort Atkinson, WI  
 (920) 563-3404

**MUKWONAGO CONDOS  
 BUILDING "A"  
 200 Grand Avenue  
 Mukwonago, WI**

**DRAWING NAMES**

FIRE SEPARATION DETAILS

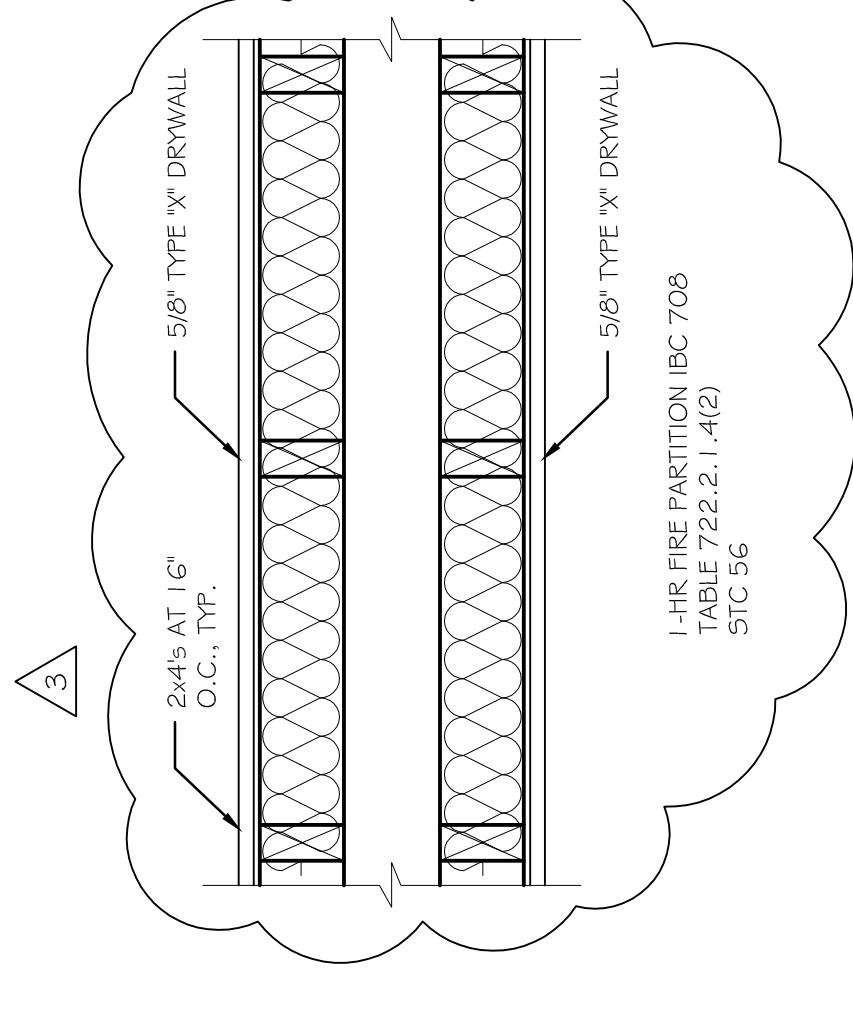

**REVISIONS**

3	7/12/2021	
---	-----------	--

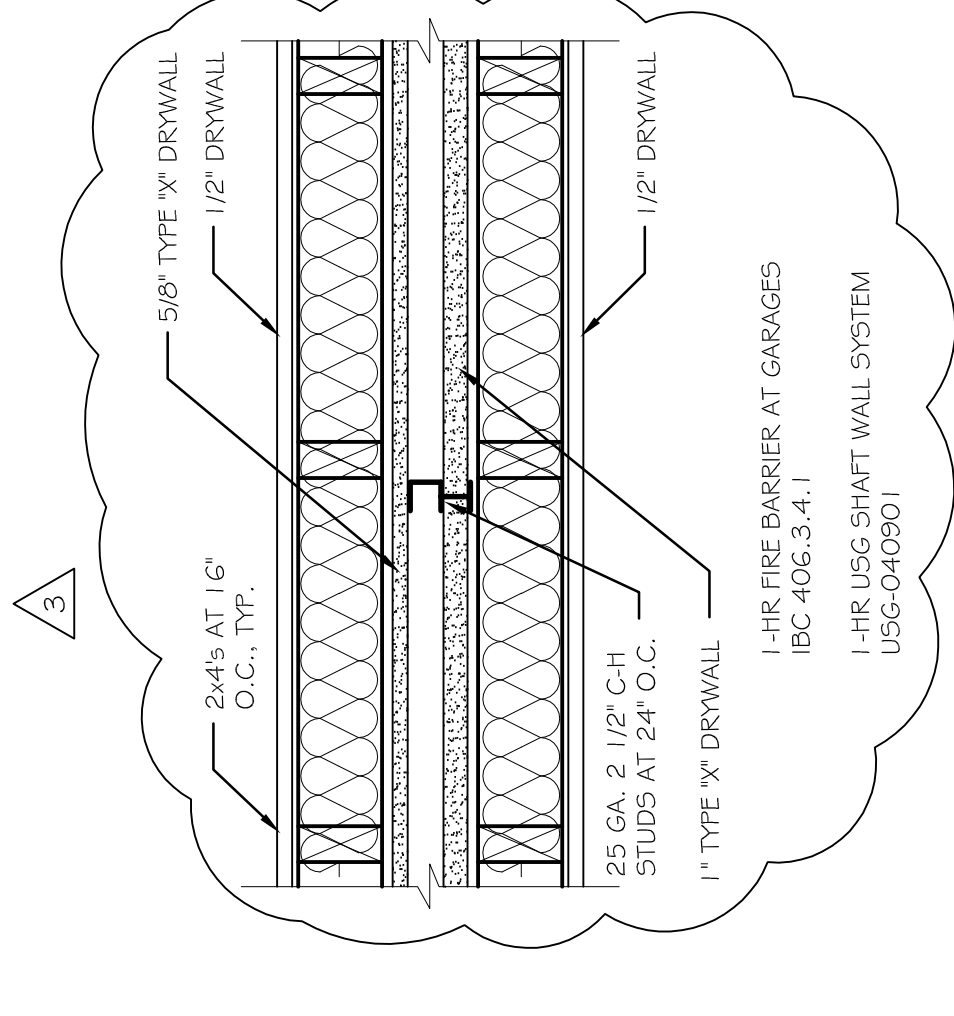
**PROJECT DATA**

DATE: 9/29/2020  
 DRAWN BY: CL  
 CHECKED BY: P.W.  
 SHEET NO.

**FD-4**



**15 I-HR FIRE PARTITION**  
 SCALE: 1/12" = 1'-0"  
 2020MUKWONAGO CONDOSMICDRAWINGS.DWG  
 DATE: 7/12/2021



**20 I-HR FIRE BARRIER AT GARAGES**  
 SCALE: 1/12" = 1'-0"  
 2020MUKWONAGO CONDOSMICDRAWINGS.DWG  
 DATE: 7/12/2021



VERIFY ALL CONDITIONS AND DIMENSIONS ON THE JOB AND NOTIFY THE DESIGN ALLIANCE ARCHITECTS, INC. OF ANY DISCREPANCIES PRIOR TO START.

**The Design Alliance**  
Architects, Inc.  
1003 Madison Avenue  
Fort Atkinson, WI  
(920) 563-3404

MUKWONAGO CONDOS  
BUILDING "B"  
200 Grand Avenue  
Mukwonago, WI

**DRAWING NAMES**

FIRST FLOOR BRACED  
WALL PLAN

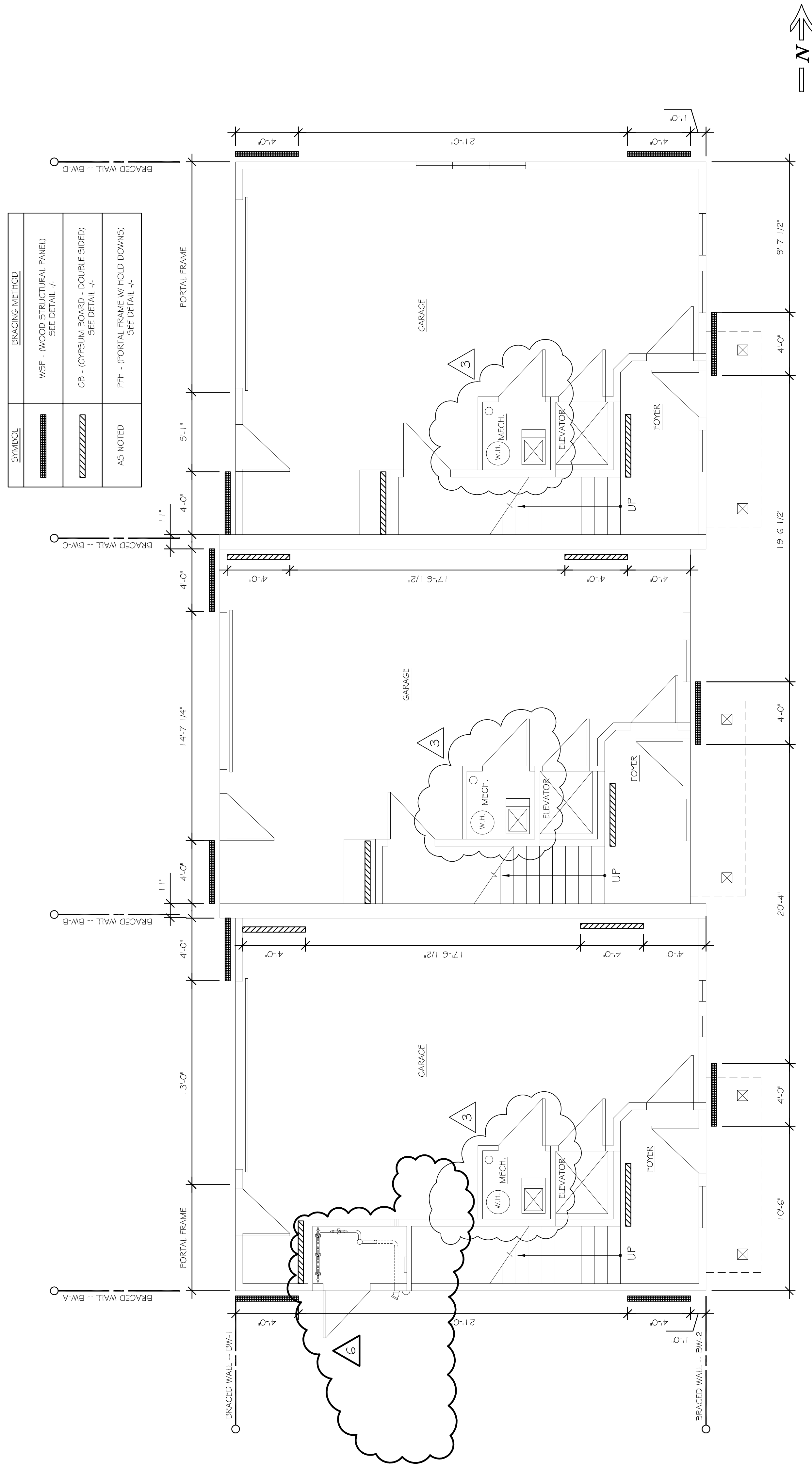
**REVISIONS**

**PROJECT DATA**

DATE: 9/29/2020  
DRAWN BY: CL  
CHECKED BY: P.W.

**SHEET NO.**

**BW-1**



FIRST FLOOR BRACED  
WALL PLAN  
SCALE: 1/4" = 1'-0"  
DRAWING NO. 2020MUKWONAGO CONDOSMCC0103  
DATE: 9/29/2020

VERIFY ALL CONDITIONS AND DIMENSIONS ON THE JOB AND NOTIFY THE DESIGN ALLIANCE ARCHITECTS, INC. OF ANY DISCREPANCIES PRIOR TO START.

**the Design Alliance Architects, Inc.**  
1003 Madison Avenue  
Fort Atkinson, WI  
(920) 563-2404

MUKWONAGO CONDOS  
BUILDING "B"  
200 Grand Avenue  
Mukwonago, WI

DRAWING NAMES

SECOND FLOOR BRACED  
WALL PLAN

REVISIONS

PROJECT DATA

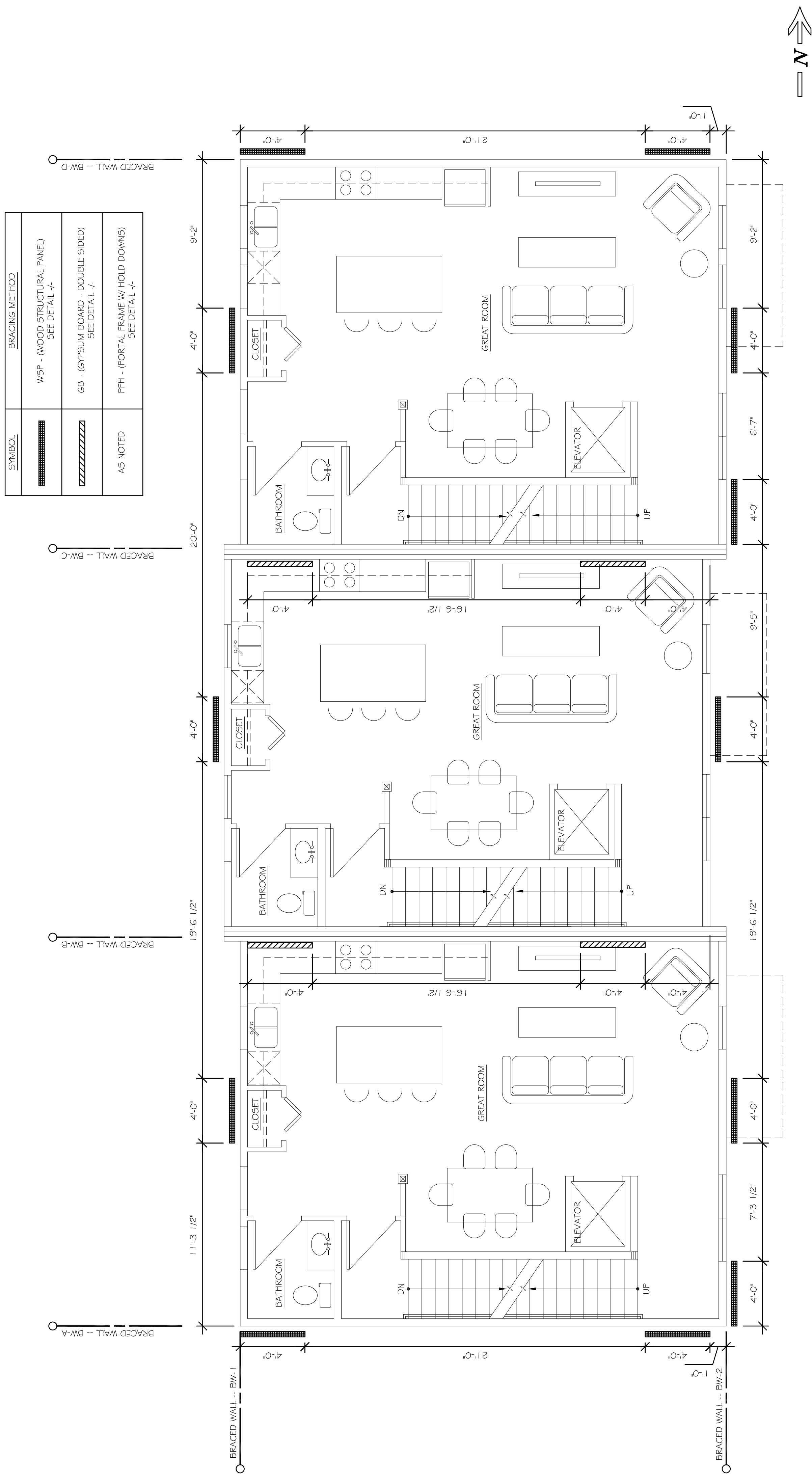
DATE: 9/29/2020

DRAWN BY: CL

CHECKED BY: P.W.

SHEET NO.

BW-2



SECOND FLOOR BRACED  
WALL PLAN  
SCALE: 1/4" = 1'-0"  
DATE: 9/29/2020



**DRAWING NAMES**

THIRD FLOOR WALL  
 BRACING PLAN

**REVISIONS**

**PROJECT DATA**

DATE: 9/29/2020

DRAWN BY: CL

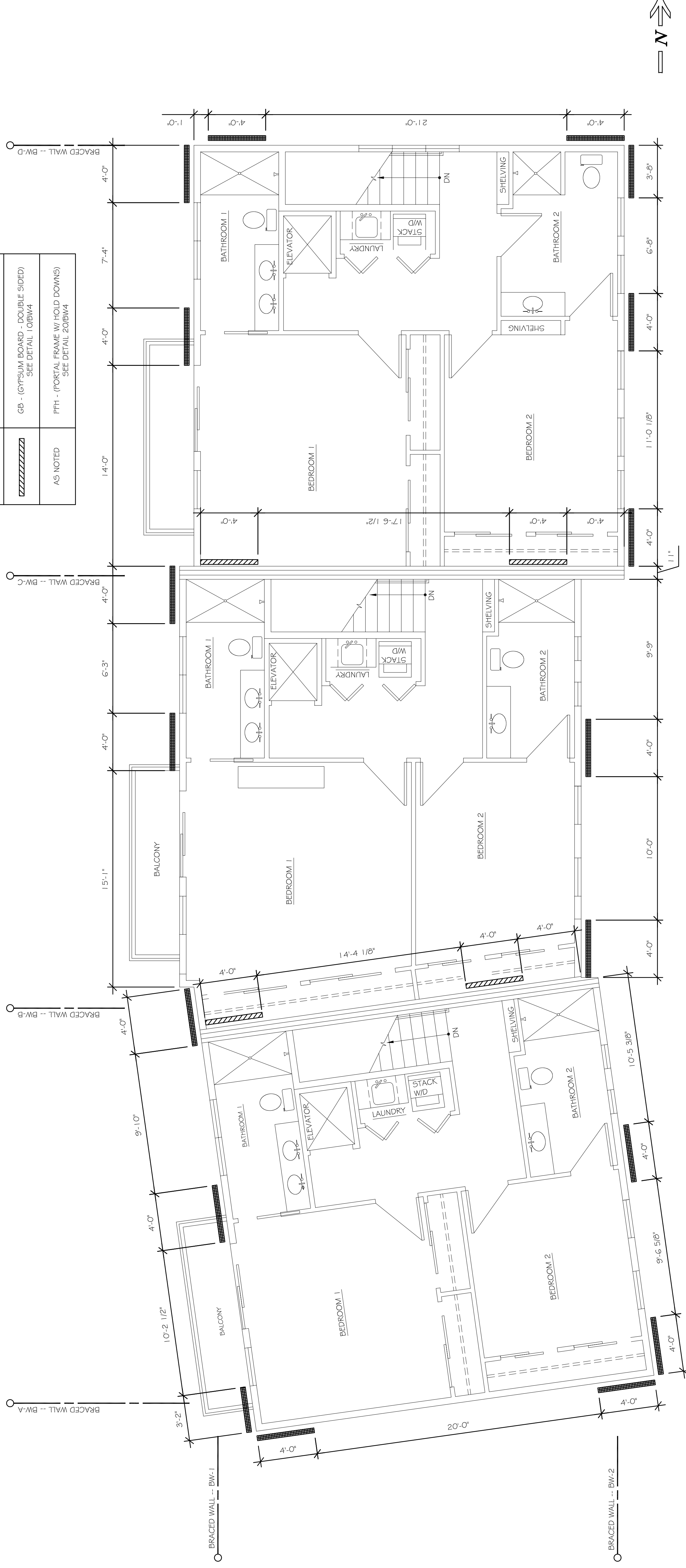
CHECKED BY: P.W.

**SHEET NO.**

**BW-3**

VERIFY ALL CONDITIONS AND DIMENSIONS ON  
 THE JOB AND NOTIFY THE DESIGN ALLIANCE  
 ARCHITECTS, INC. OF ANY DISCREPANCIES  
 PRIOR TO START.

SYMBOL	BRACING METHOD
	WSP - (WOOD STRUCTURAL PANEL) SEE DETAIL 20/BW4
	GB - (GYPSUM BOARD - DOUBLE SIDED) SEE DETAIL 10/BW4
AS NOTED	FPFH - (PORTAL FRAME W/ HOLD DOWNS) SEE DETAIL 20/BW4

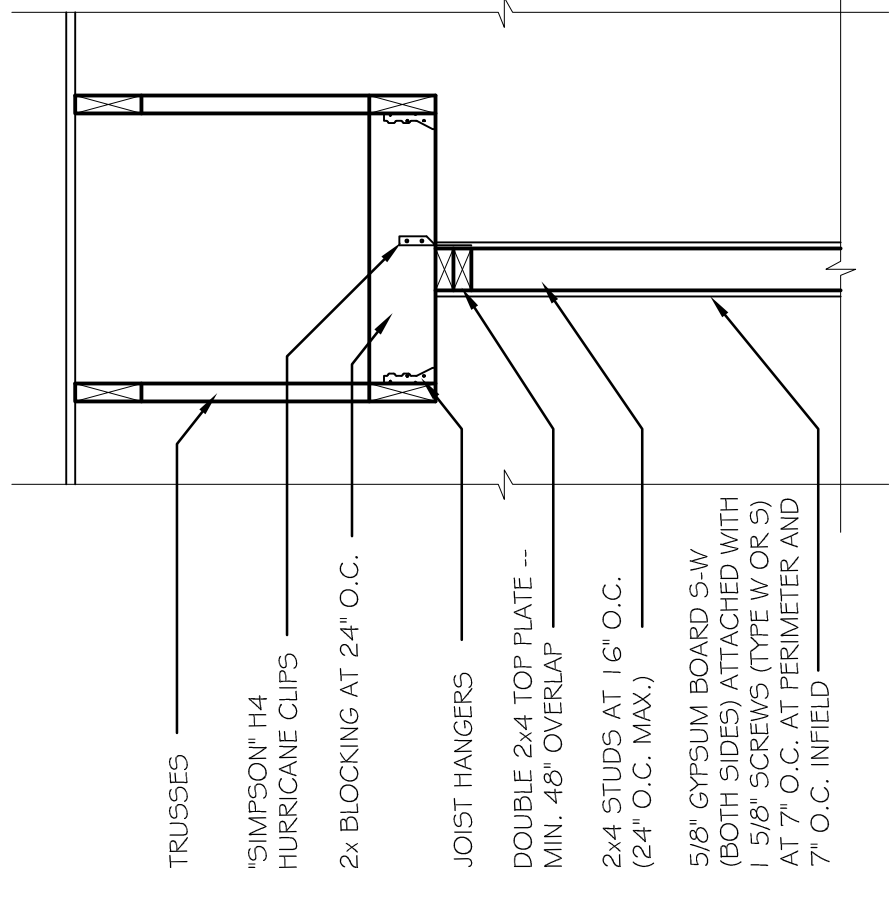


**THIRD FLOOR BRACED  
 WALL PLAN**

SCALE: 1/4" = 1'-0"  
 2020MUKWONAGO CONDOSMCDRAWING 03  
 DATE: 9/29/2020

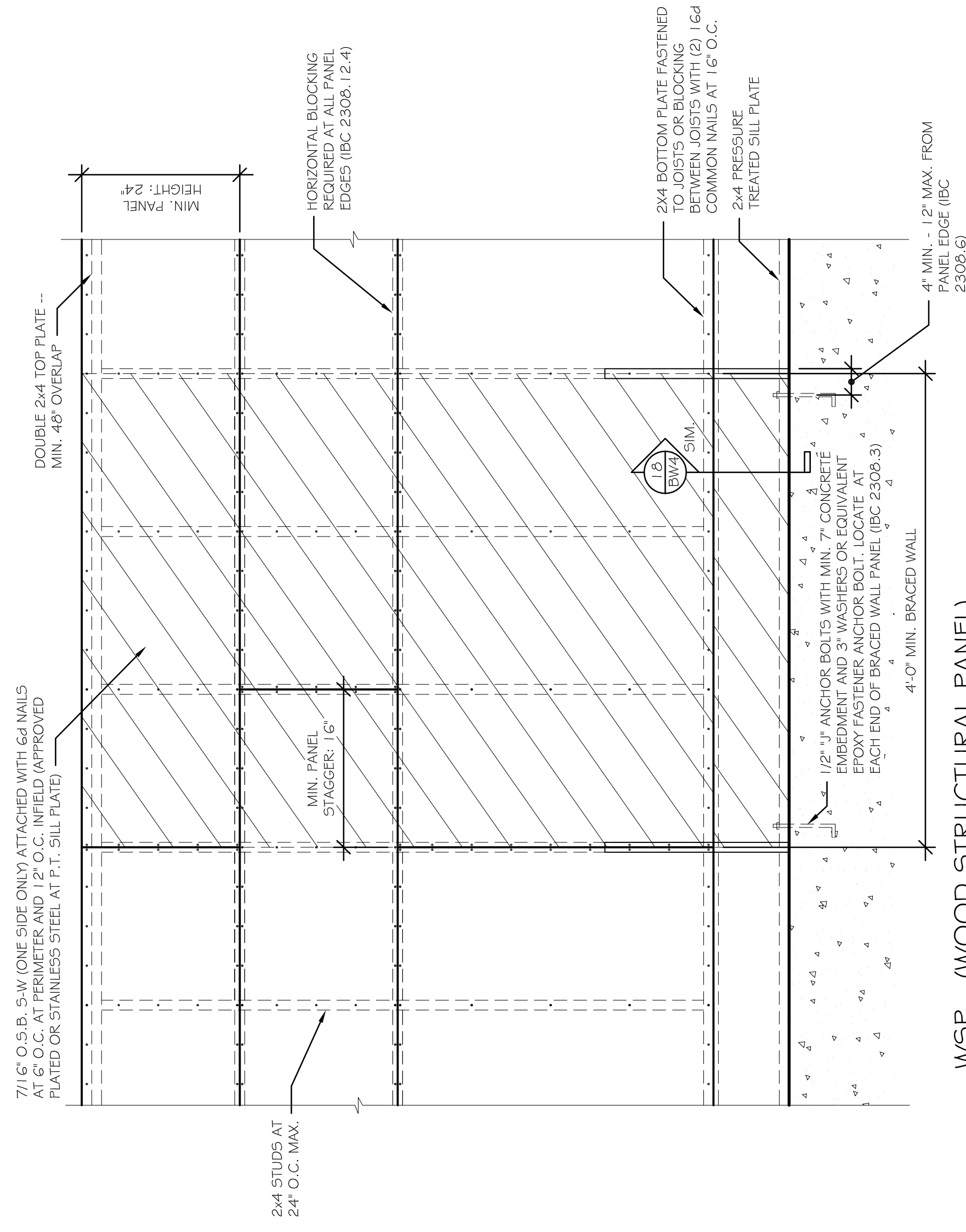


VERIFY ALL CONDITIONS AND DIMENSIONS ON THE JOB AND NOTIFY THE DESIGN ALLIANCE ARCHITECTS, INC. OF ANY DISCREPANCIES PRIOR TO START.

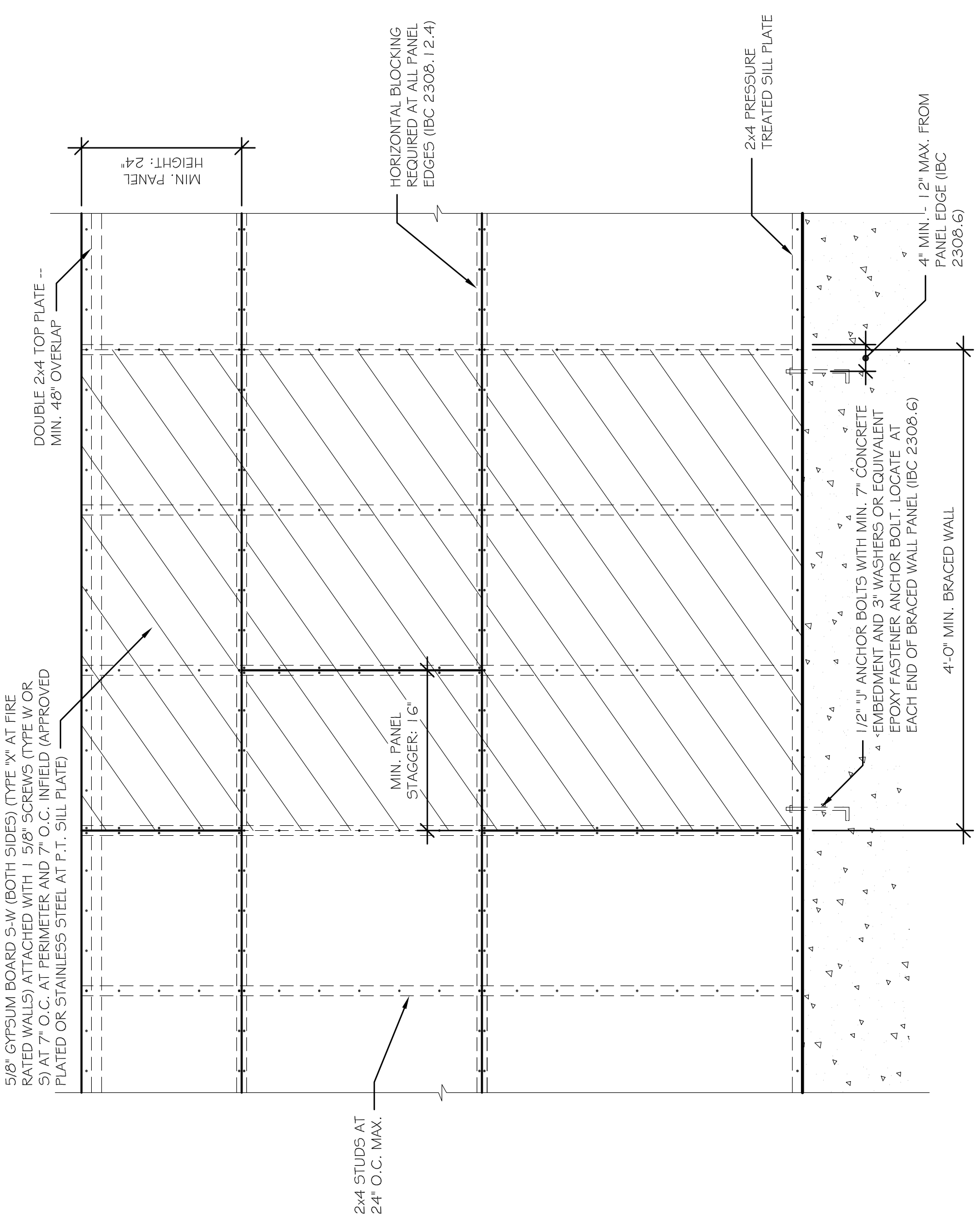


11  
BW4  
BRACED WALL DETAIL  
SCALE: 3/4" = 1'-0"  
2020MUKWONAGO CONDOSIMC/DRAWING 2016  
DATE: 9/24/2020

GB - (GYPSUM BOARD - DOUBLE SIDED)  
(INTERIOR BRACED WALL LINE TO ROOF TRUSS CONNECTION - (PARALLEL))



17  
BW4  
BRACED WALL PANEL TOP PLATE CONNECTION  
SCALE: 1/2" = 1'-0"  
2020MUKWONAGO CONDOSIMC/DRAWING 2016  
DATE: 9/24/2020

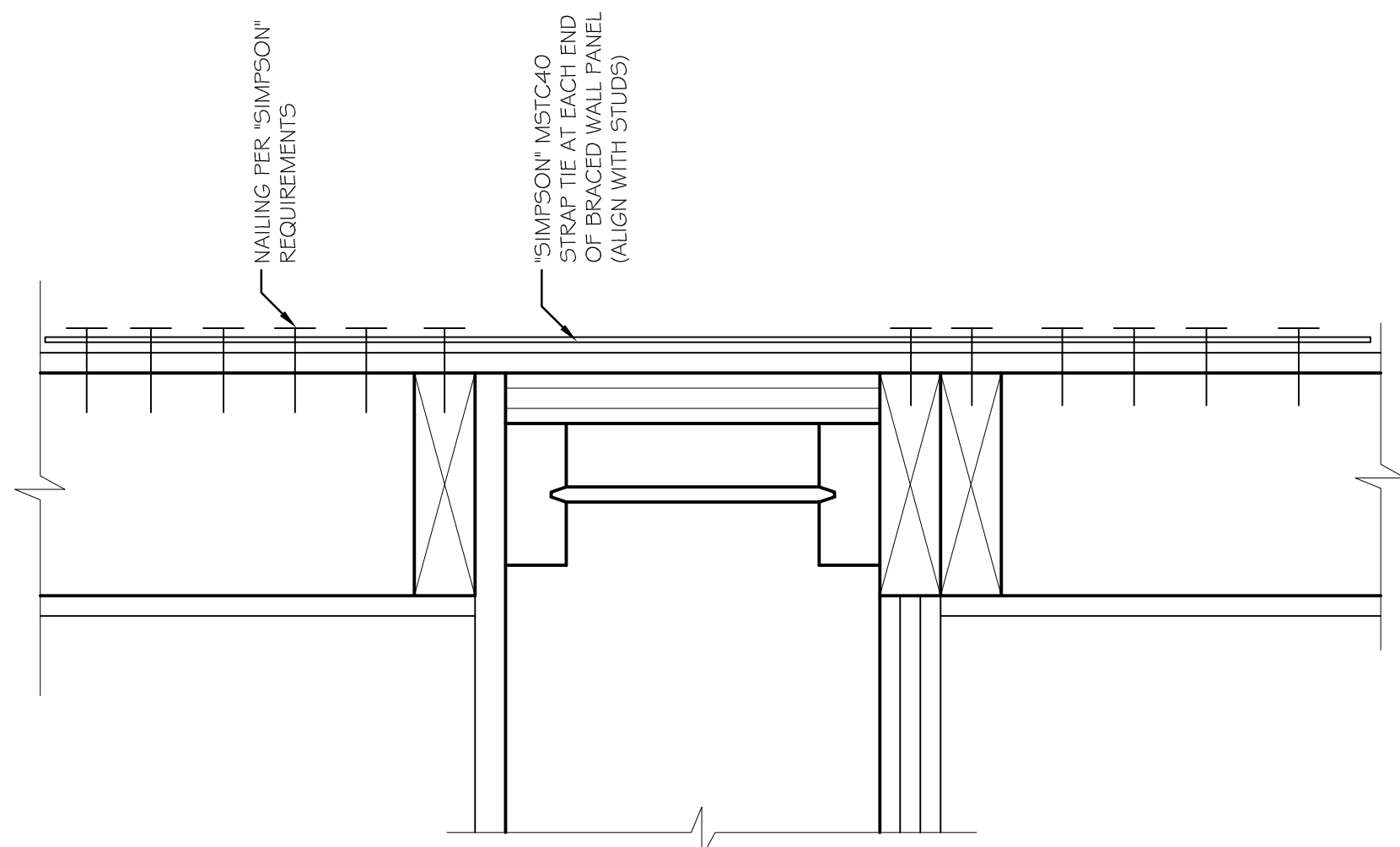


18  
BW4  
WSP - (WOOD STRUCTURAL PANEL) (8' WALL)  
BRACED WALL DETAIL  
SCALE: 3/4" = 1'-0"  
2020MUKWONAGO CONDOSIMC/DRAWING 2016  
DATE: 9/24/2020

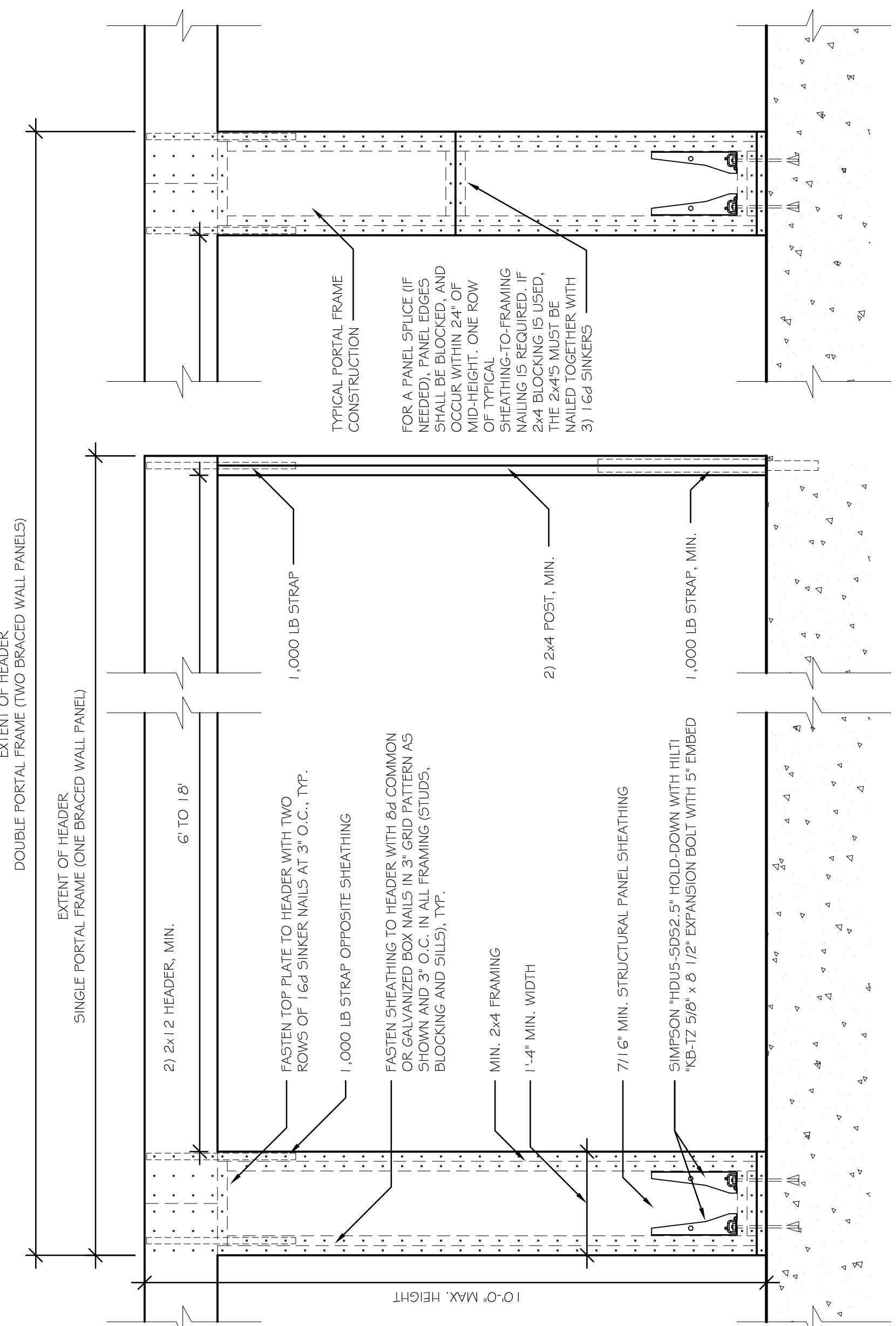
19  
BW4  
BRACED WALL DETAIL  
SCALE: 3/4" = 1'-0"  
2020MUKWONAGO CONDOSIMC/DRAWING 2016  
DATE: 9/24/2020

20  
BW4  
GB - (GYPSUM BOARD - DOUBLE SIDED)  
BRACED WALL DETAIL  
SCALE: 3/4" = 1'-0"  
2020MUKWONAGO CONDOSIMC/DRAWING 2016  
DATE: 9/24/2020

21  
BW4  
BRACED WALL DETAIL  
SCALE: 3/4" = 1'-0"  
2020MUKWONAGO CONDOSIMC/DRAWING 2016  
DATE: 9/24/2020



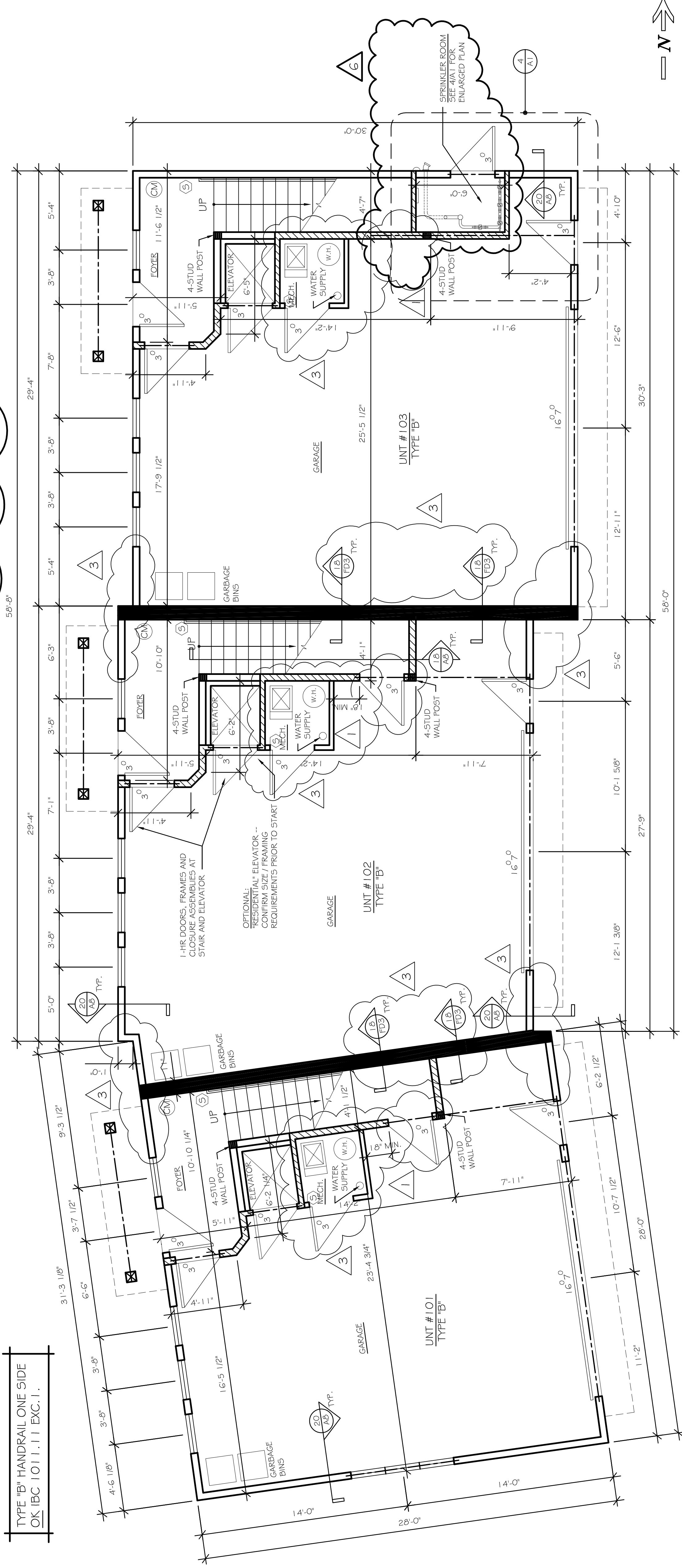
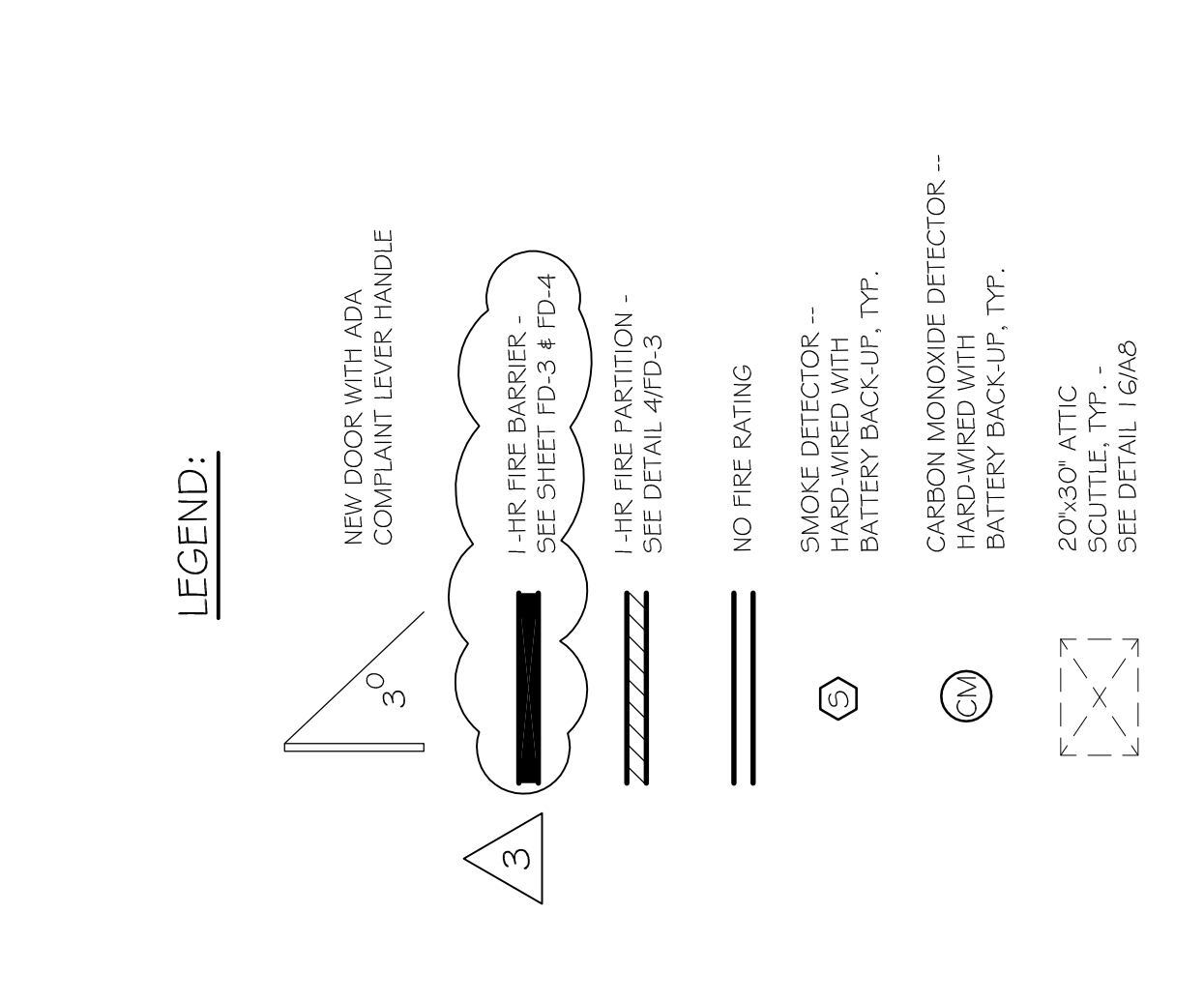
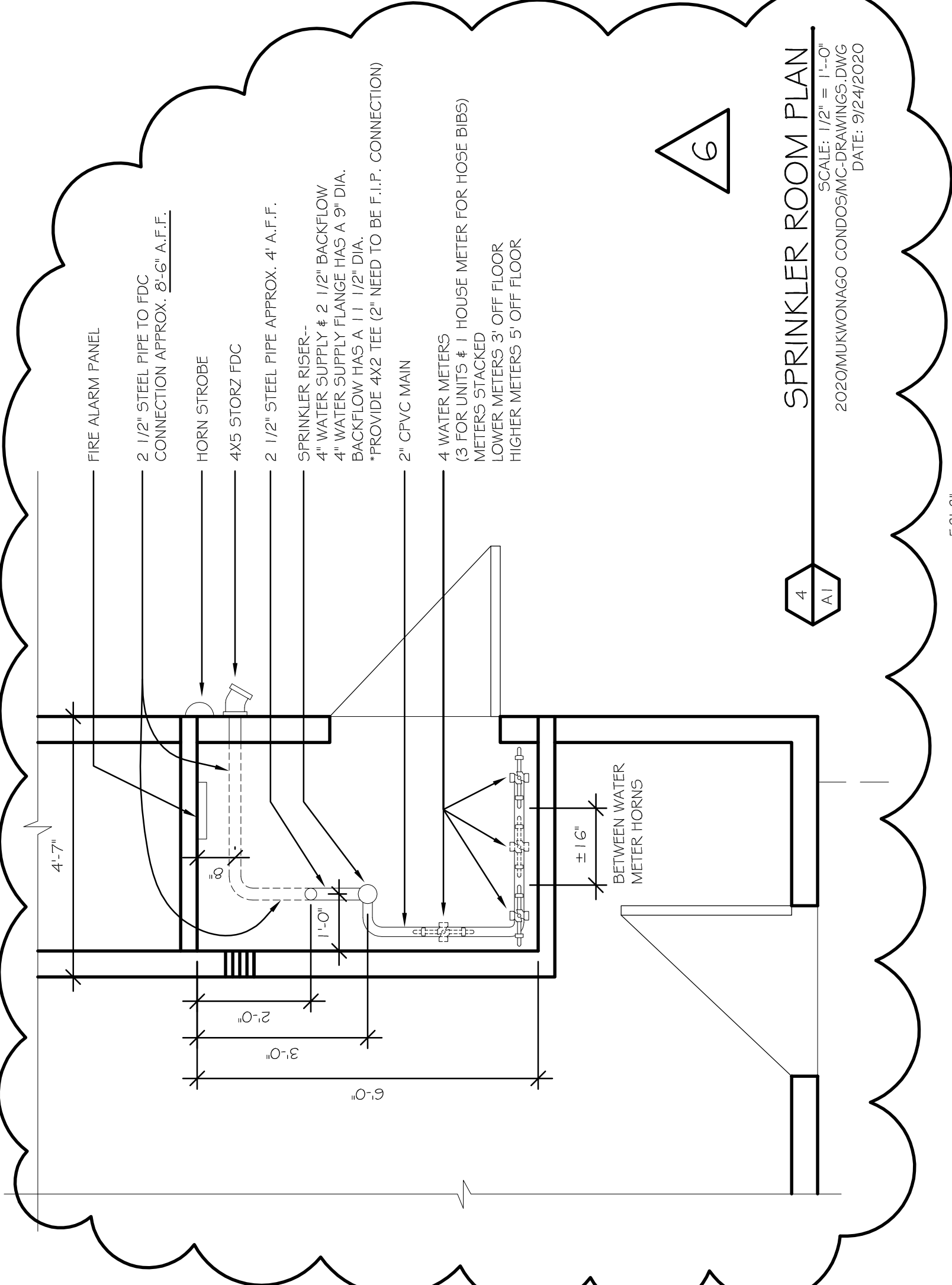
25  
BW4  
FLOOR CONNECTION DETAIL AT BRACED WALL  
SCALE: 3/4" = 1'-0"  
2020MUKWONAGO CONDOSIMC/DRAWING 2016  
DATE: 9/24/2020



26  
BW4  
BRACED WALL DETAIL  
SCALE: 3/4" = 1'-0"  
2020MUKWONAGO CONDOSIMC/DRAWING 2016  
DATE: 9/24/2020

DRAWING NAMES	BRACED WALL DETAILS
PROJECT DATA	DATE: 9/29/2020 DRAWN BY: CL CHECKED BY: P.W.
REVISIONS	
SHEET NO.	BW-4

VERIFY ALL CONDITIONS AND DIMENSIONS ON THE JOB AND NOTIFY THE DESIGN ALLIANCE ARCHITECTS, INC. OF ANY DISCREPANCIES PRIOR TO START.



MUKWONAGO CONDOS  
200 Grand Avenue  
Mukwonago, WI

DRAWING NAMES

FIRST FLOOR PLAN  
LEGEND  
SPRINKLER ROOM PLAN

REVISIONS

1	11/9/2020
3	7/12/2021
6	3/23/2022

PROJECT DATA

DATE: 9/29/2020  
DRAWN BY: CL  
CHECKED BY: P.W.

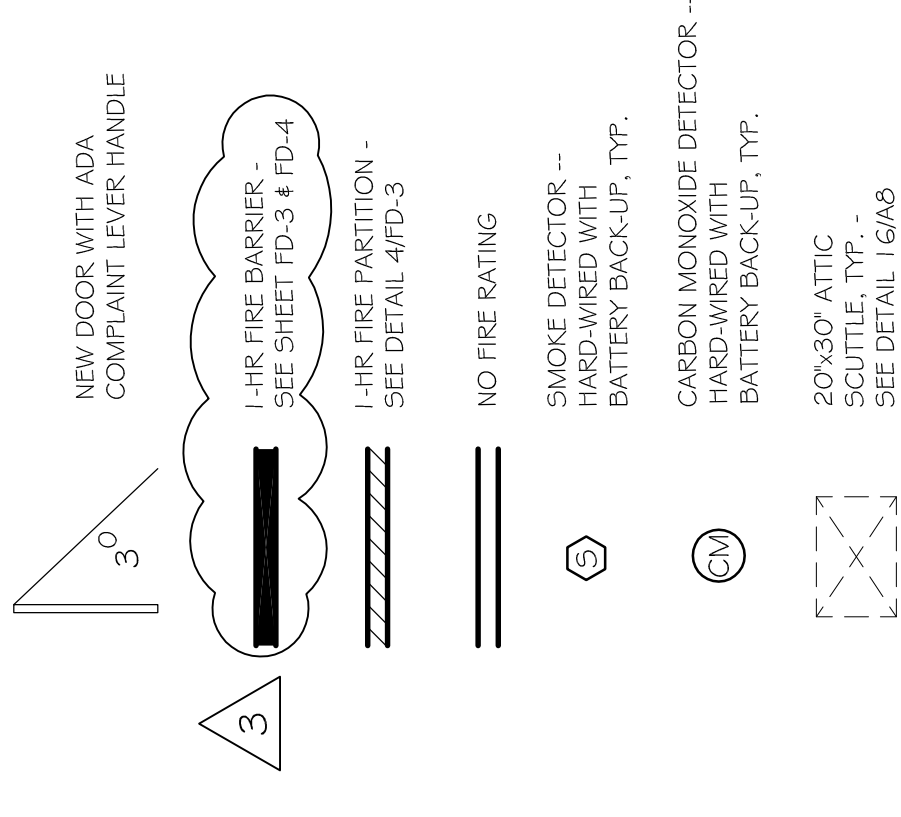
SHEET NO.

A-1

**The Design Alliance Architects, Inc.**  
1003 Madison Avenue  
Fort Atkinson, WI  
(920) 563-3404

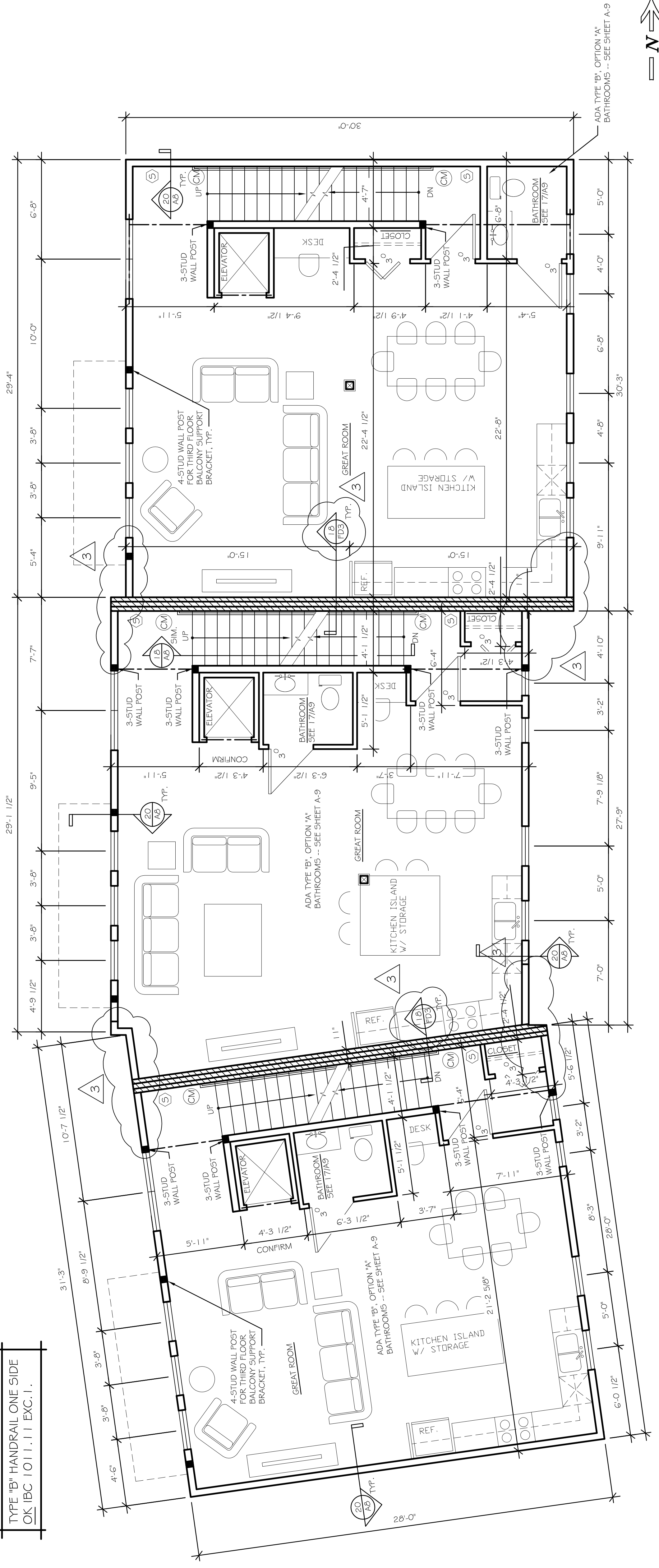
VERIFY ALL CONDITIONS AND DIMENSIONS ON THE JOB AND NOTIFY THE DESIGN ALLIANCE ARCHITECTS, INC. OF ANY DISCREPANCIES PRIOR TO START.

**LEGEND:**



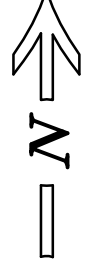
**LEGEND**  
SCALE: N.T.S.  
2020 MUKWONAGO CONDOS/MC/CORPORATION  
DATE: 9/29/2020

TYPE "B" HANDRAIL ONE SIDE  
OK IBC 1011.1.1 EXC. I.



**LEGEND**  
SCALE: 1/4" = 1'-0"  
2020 MUKWONAGO CONDOS/MC/CORPORATION  
DATE: 6/8/2020

**SECOND FLOOR PLAN**

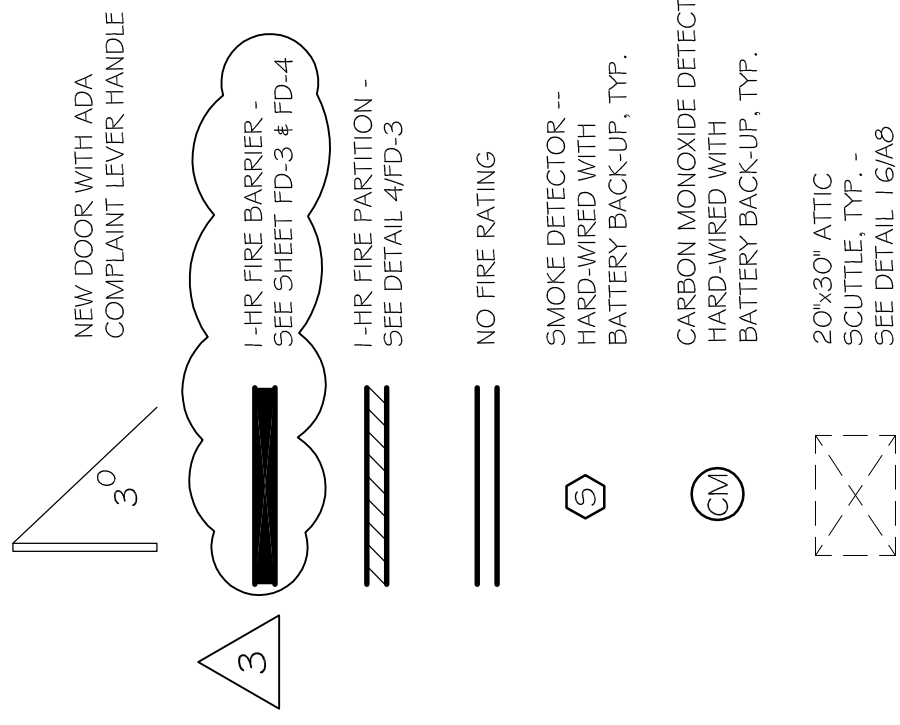


<b>DRAWING NAMES</b>	
SECOND FLOOR PLAN	
<b>REVISIONS</b>	
3	7/11/2021
<b>PROJECT DATA</b>	
DATE: 9/29/2020	
DRAWN BY: CL	
CHECKED BY: P.W.	
SHEET NO.	
A-2	

MUKWONAGO CONDOS  
200 Grand Avenue  
Mukwonago, WI

**the Design Alliance Architects, Inc.**  
1003 Madison Avenue  
Fort Atkinson, WI  
(920) 563-3404

LEGEND:



VERIFY ALL CONDITIONS AND DIMENSIONS ON THE JOB AND NOTIFY THE DESIGN ALLIANCE ARCHITECTS, INC. OF ANY DISCREPANCIES PRIOR TO START.

LEGEND  
SCALE: INT. 1/8" = 1'-0"  
2020 MUKWONAGO CONDOS/CMC DRAWING NO. 65  
DATE: 9/29/2020

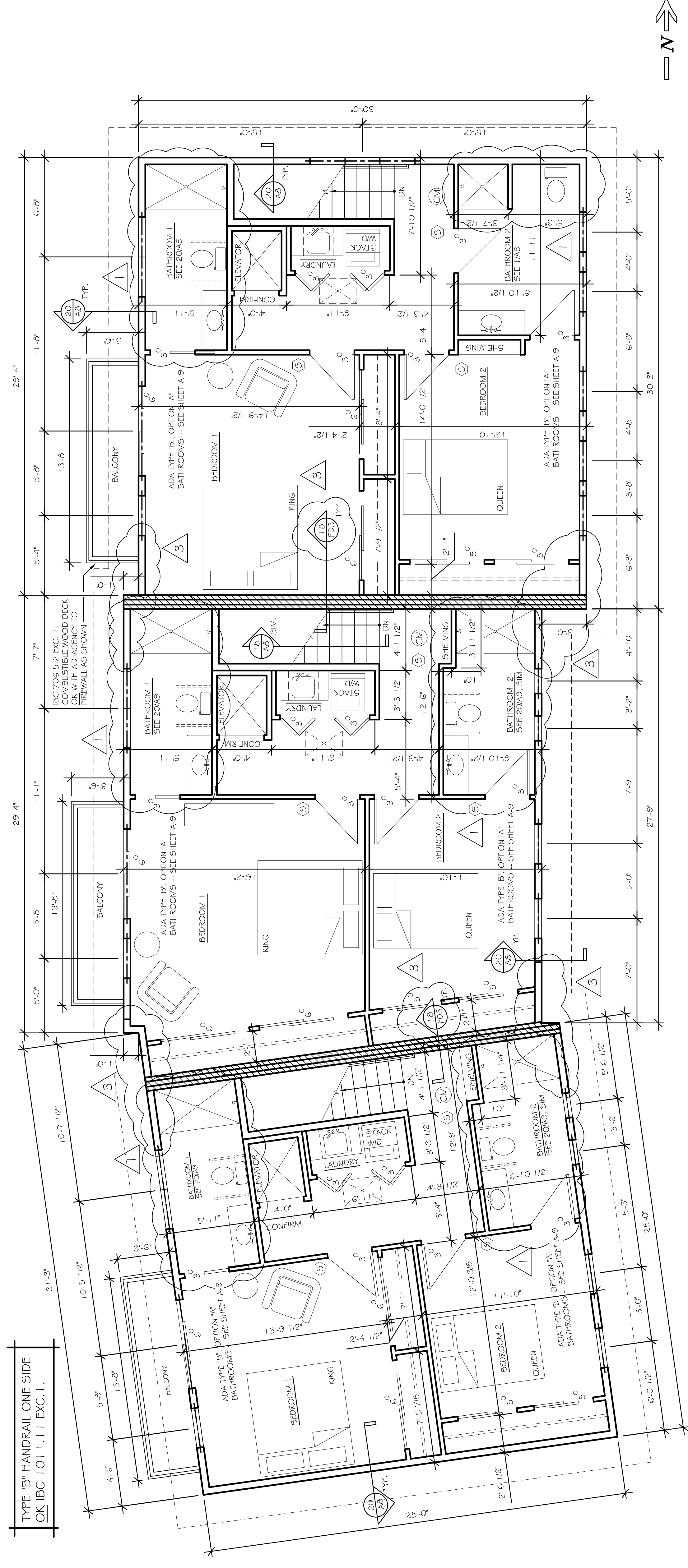
MUKWONAGO CONDOS  
BUILDING "A"  
200 Grand Avenue  
Mukwonago, WI

DRAWING NAMES  
THIRD FLOOR PLAN

REVISIONS	DATE
1	11/9/2020
3	7/12/221

PROJECT DATA  
DATE: 9/29/2020  
DRAWN BY: CL  
CHECKED BY: P.W.  
SHEET NO.

A-3



THIRD FLOOR PLAN  
SCALE: 1/4" = 1'-0"  
2020 MUKWONAGO CONDOS/CMC DRAWING NO. 65  
DATE: 6/8/2020

**the Design Alliance Architects, Inc.**  
1003 Madison Avenue  
Fort Atkinson, WI  
(920) 563-3404

MUKWONAGO CONDOS  
BUILDING "A"  
200 Grand Avenue  
Mukwonago, WI

DRAWING NAMES

ROOF PLAN

REVISIONS

3 7/12/21

PROJECT DATA

DATE: 9/29/2020

DRAWN BY: CL

CHECKED BY: P.W.

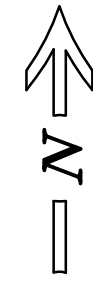
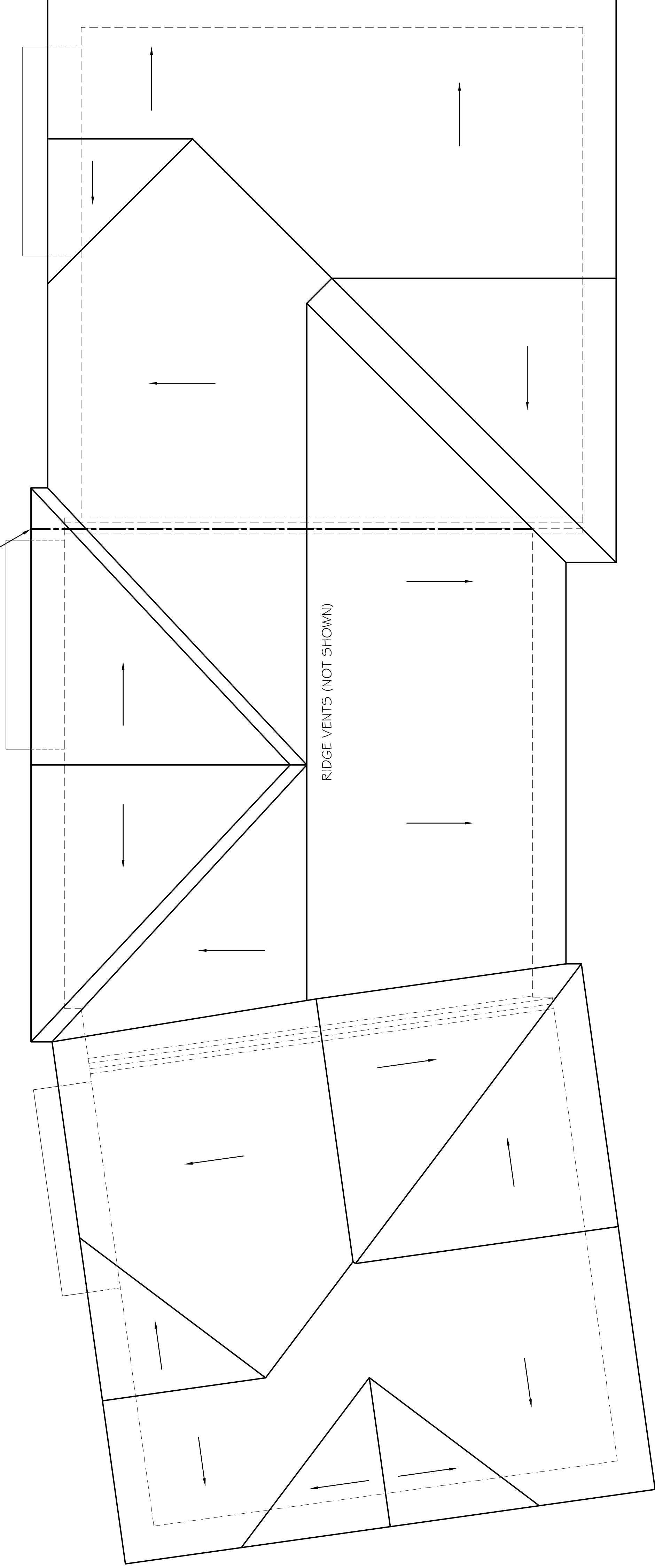
SHEET NO.

A-4

**the DESIGN Alliance**  
Architects, Inc.  
1003 Madison Avenue  
Fort Atkinson, WI  
(920) 563-2404

VERIFY ALL CONDITIONS AND DIMENSIONS ON THE JOB AND NOTIFY THE DESIGN ALLIANCE ARCHITECTS, INC. OF ANY DISCREPANCIES PRIOR TO START.


LINE OF ATTIC COMPARTMENTALIZATION --  
ATTACH 1-LAYER 1/2" G.W.B. TO ROOF  
TRUSS, EXTEND TO FASCIA BOARD IN  
EAVES TYP. (PROVIDE ACCESS DOOR)



ROOF PLAN  
SCALE: 1/4" = 1'-0"  
2020 MUKWONAGO CONDOMINIUM BUILDINGS  
DATE: 6/8/2020



VERIFY ALL CONDITIONS AND DIMENSIONS ON THE JOB AND NOTIFY THE DESIGN ALLIANCE ARCHITECTS, INC. OF ANY DISCREPANCIES PRIOR TO START.



1003 Madison Avenue  
Fort Atkinson, WI

(920) 563-3404

MUKWONAGO CONDOS  
BUILDING "A"  
200 Grand Avenue  
Mukwonago, WI

DRAWING NAMES

WEST ELEVATION

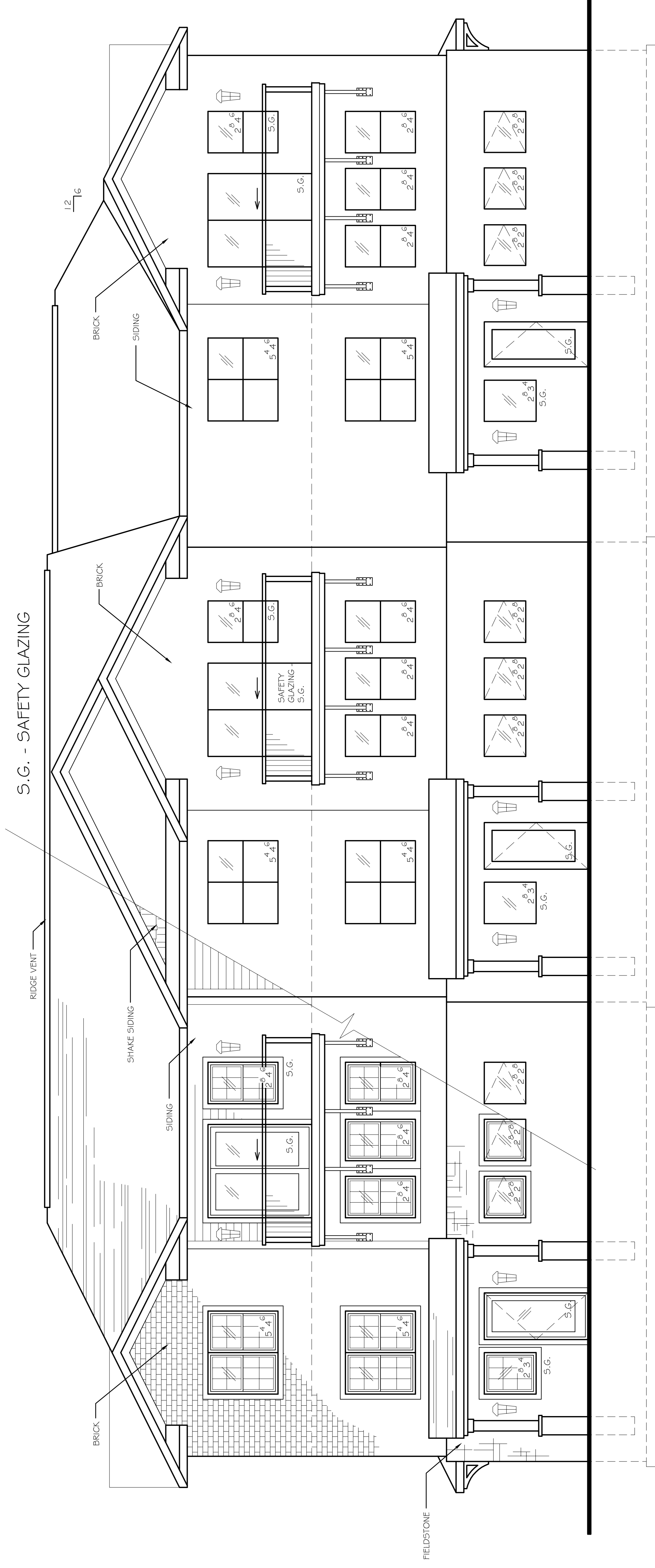
REVISIONS

PROJECT DATA

DATE: 9/29/2020  
DRAWN BY: CL  
CHECKED BY: P.W.

SHEET NO.


A-5



WEST ELEVATION  
SCALE: 1/4" = 1'-0"  
2020 MUKWONAGO CONDOS BLDG "A" DRAWING SET  
DATE: 09/29/2020



VERIFY ALL CONDITIONS AND DIMENSIONS ON THE JOB AND NOTIFY THE DESIGN ALLIANCE ARCHITECTS, INC. OF ANY DISCREPANCIES PRIOR TO START.



1003 Madison Avenue  
Fort Atkinson, WI

(920) 563-3404

MUKWONAGO CONDOS  
BUILDING "A"  
200 Grand Avenue  
Mukwonago, WI

DRAWING NAMES

EAST ELEVATION

REVISIONS

PROJECT DATA

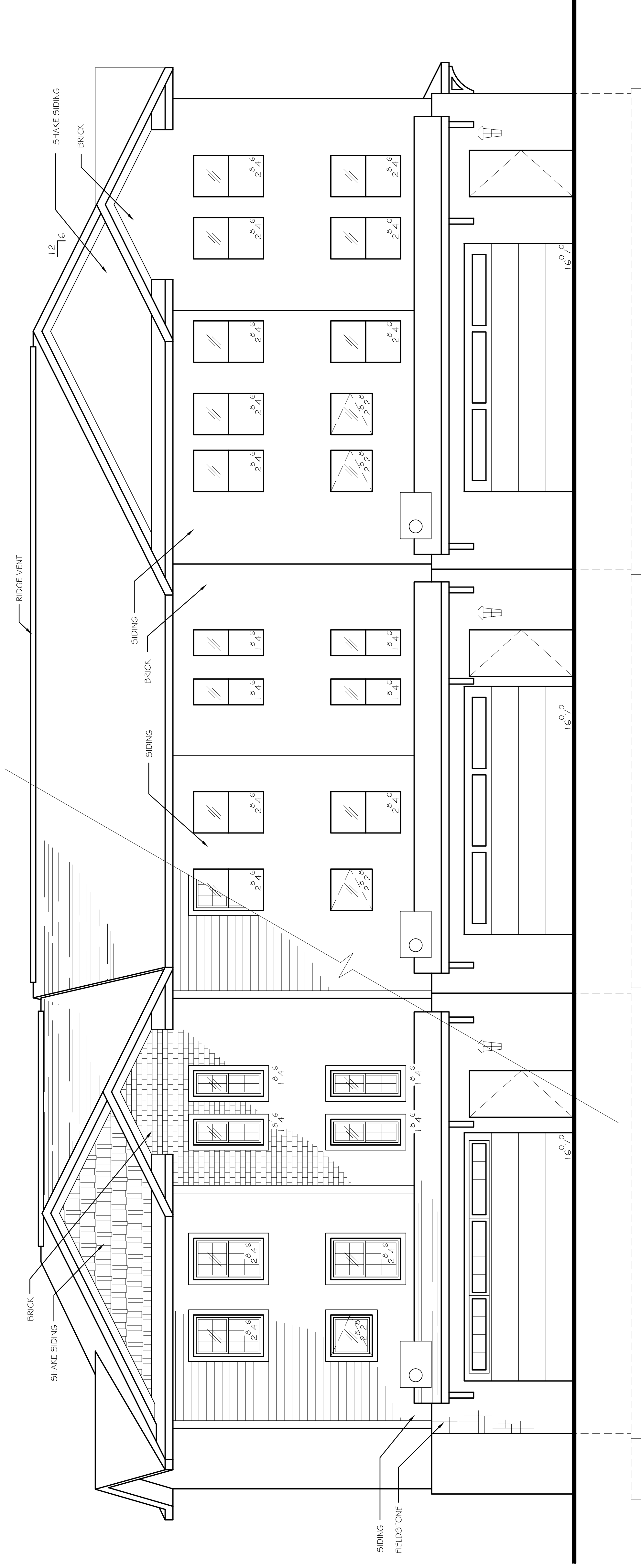
DATE: 9/29/2020

DRAWN BY: CL

CHECKED BY: P.W.


SHEET NO.

A-6



EAST ELEVATION  
SCALE: 1/4" = 1'-0"  
2020 MUKWONAGO CONDOS MICHAEL D. WINNIGS  
DATE: 09/29/2020

VERIFY ALL CONDITIONS AND DIMENSIONS ON THE JOB AND NOTIFY THE DESIGN ALLIANCE ARCHITECTS, INC. OF ANY DISCREPANCIES PRIOR TO START.



1003 Madison Avenue  
Fort Atkinson, WI

(920) 563-3404

MUKWONAGO CONDOS  
BUILDING "A"  
200 Grand Avenue  
Mukwonago, WI

DRAWING NAMES

ELEVATIONS

REVISIONS

6 3/23/2022

PROJECT DATA

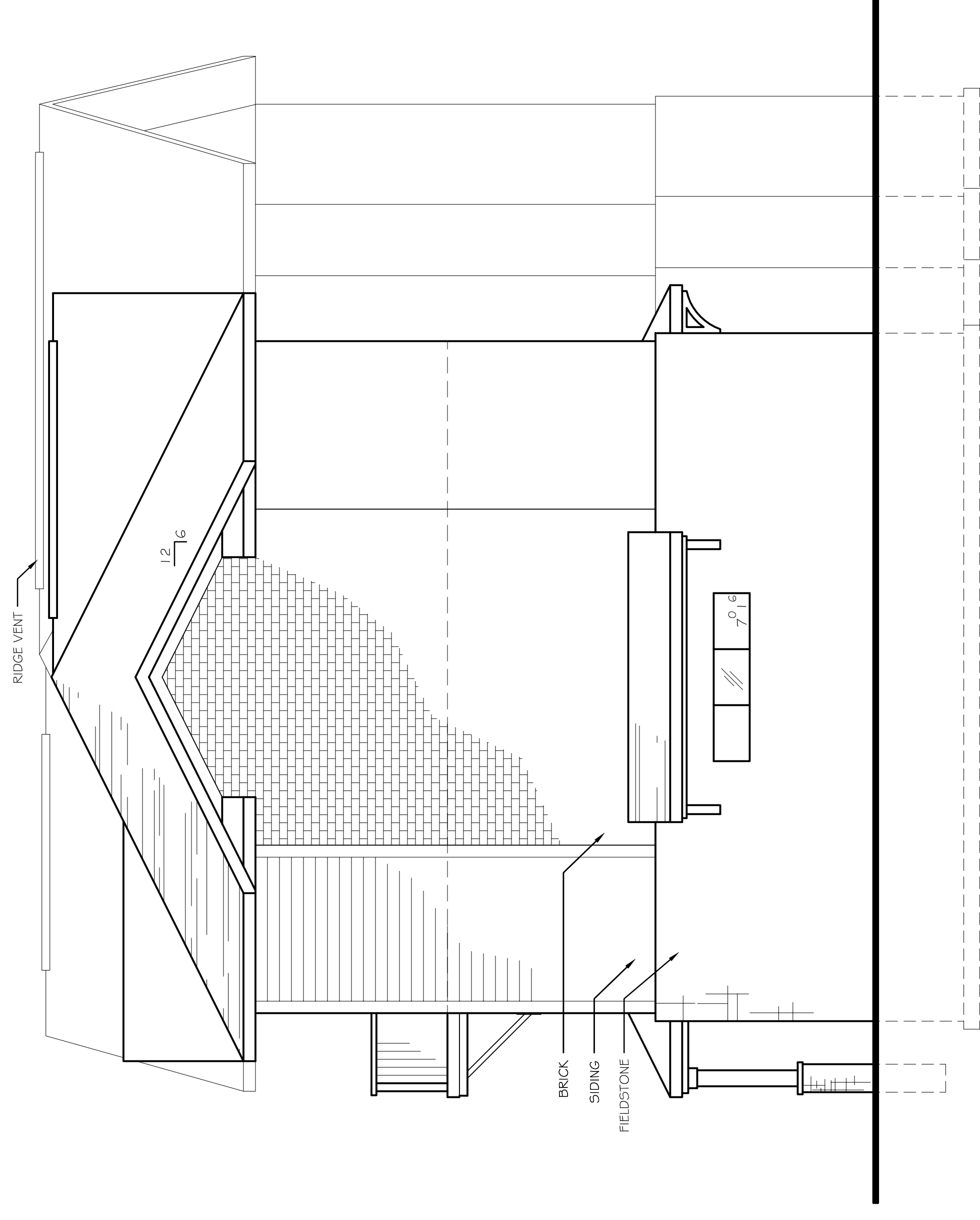
DATE: 9/29/2020

DRAWN BY: CL

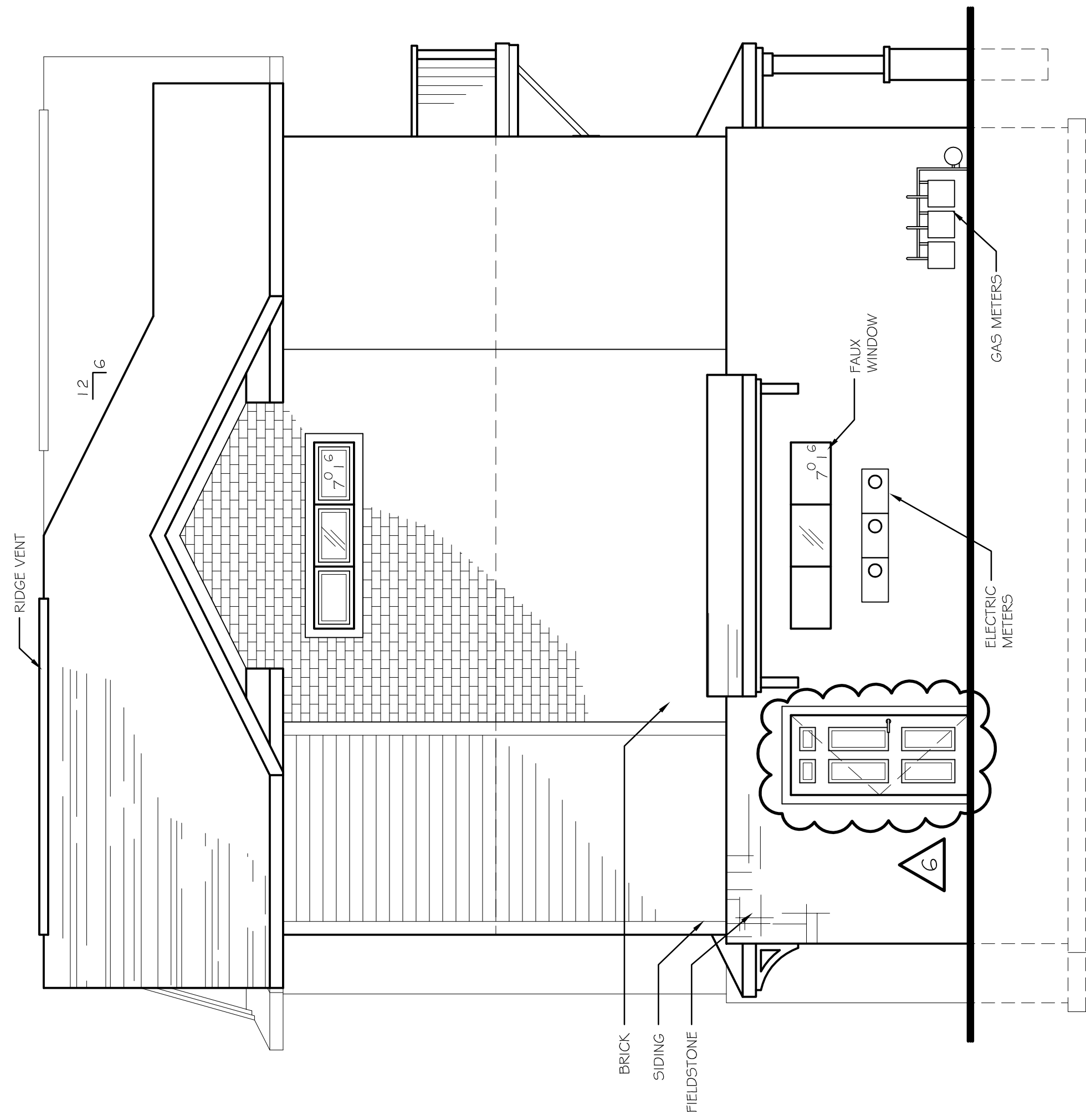
CHECKED BY: P.W.

SHEET NO.

A-7



20 SOUTH ELEVATION  
SCALE: 1/4" = 1'-0"  
2020MUKWONAGO CONDOSIMC-DRAWINGS  
DATE: 03/20/22



18 NORTH ELEVATION  
SCALE: 1/4" = 1'-0"  
2020MUKWONAGO CONDOSIMC-DRAWINGS  
DATE: 03/20/22

GUARDRAIL NOTES:  
 GUARDRAIL TO BE CONSTRUCTED TO WITHSTAND A LOAD OF 200 LBS. APPLIED AT ANY POINT IN ANY DIRECTION

GUARDRAILS ARE REQUIRED WHERE WALKING SURFACE IS 24" OR MORE ABOVE THE FLOOR OR GRADE BELOW

GUARDRAIL TO CONTINUE ALONG OPEN SIDE OF STAIR / BALCONY TYP.

GUARDRAIL HEIGHT: 36" ABOVE WALKING SURFACE

HANDRAILS AND GUARDRAILS TO BE CONSTRUCTED TO PREVENT THE THROUGH-PASSAGE OF A SPHERE WITH A DIAMETER OF 4" OR LARGER

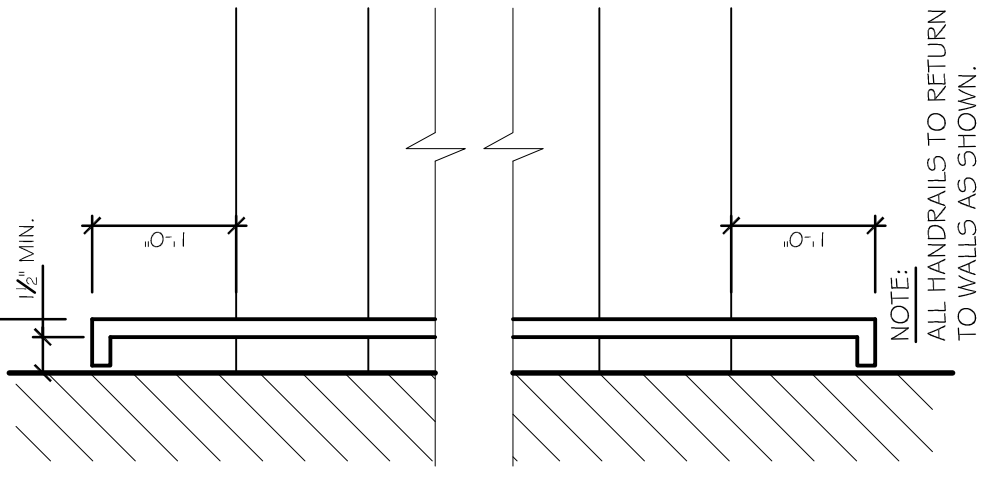
THE TRIANGULAR AREA FORMED BY THE TREAD, RISER AND BOTTOM RAIL SHALL HAVE AN OPENING SIZE THAT PREVENTS THE THROUGH-PASSAGE OF A SPHERE WITH A DIAMETER OF 6" OR LARGER

SPINDLES ONLY REQUIRED WHERE ELEVATION OF DECK/STAIR IS  $\geq$  2'-0" ABOVE ADJACENT GRADE

VERIFY ALL CONDITIONS AND DIMENSIONS ON THE JOB AND NOTIFY THE DESIGN ALLIANCE ARCHITECTS, INC. OF ANY DISCREPANCIES PRIOR TO START.

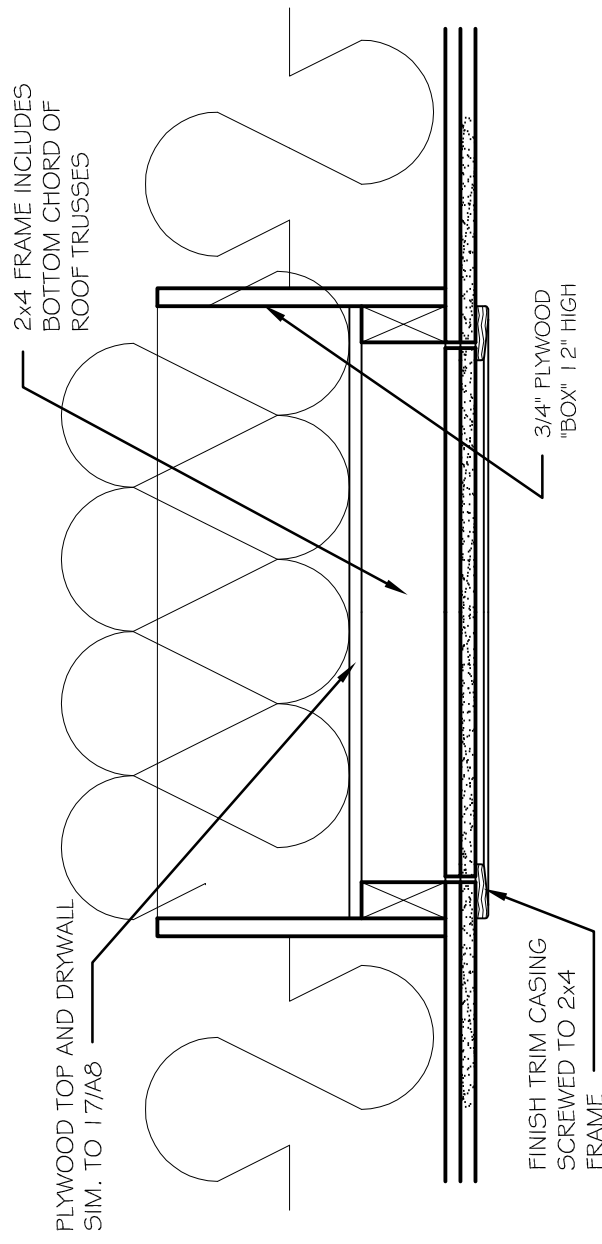
**7** **GUARDRAIL NOTES**  
 SCALE: 1/2" = 1'-0"  
 2020MUKWONAGO CONDOS/CMC-DRAWINGS.DWG  
 DATE: 9/22/2020

1/2" MAX. FROM FACE OF WALL TO OUTER EDGE OF RAILING TYP.

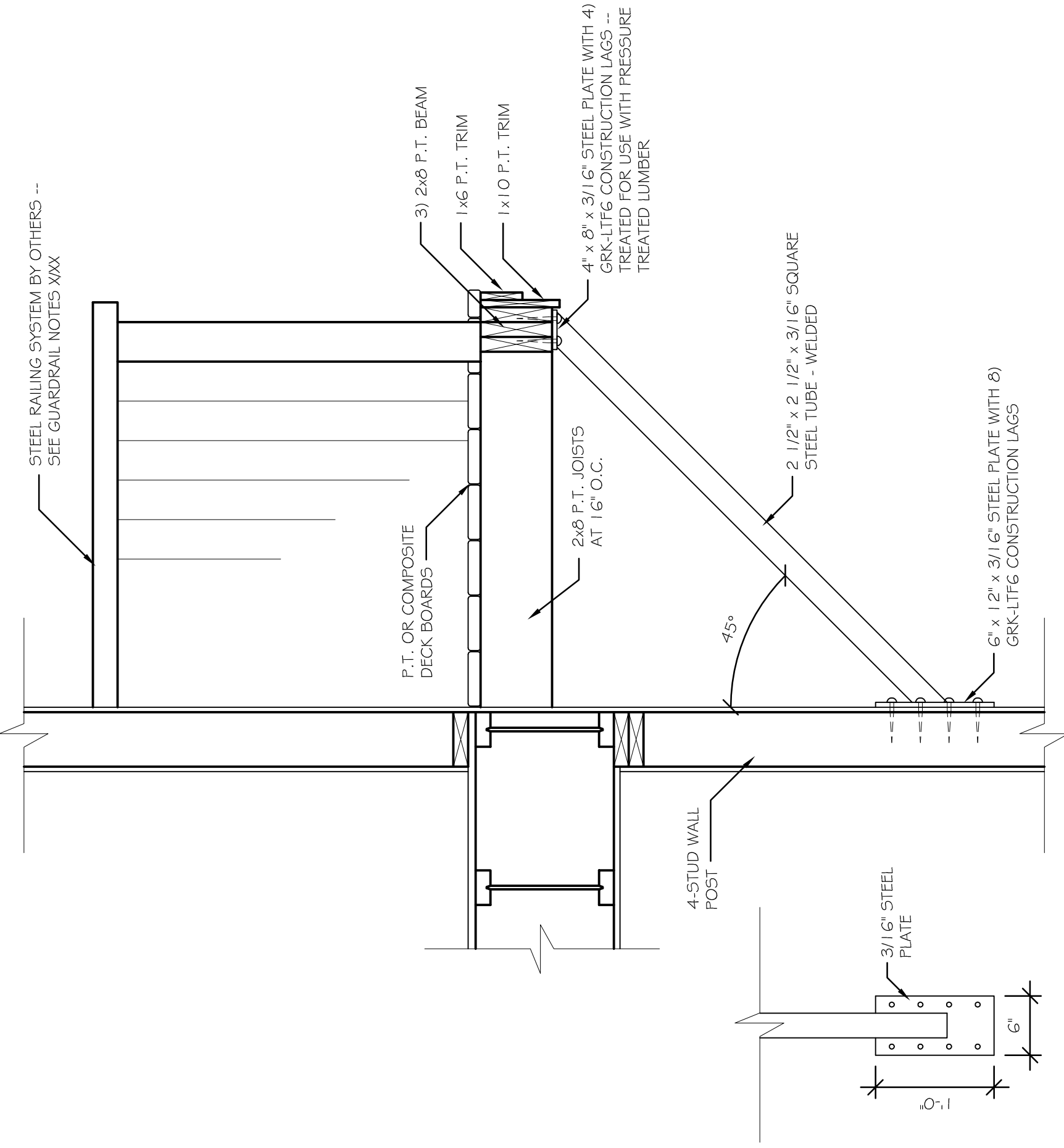


**11** **HANDRAIL DETAIL**  
 SCALE: N.T.S.  
 2020MUKWONAGO CONDOS/CMC-DRAWINGS.DWG  
 DATE: 10/13/2020

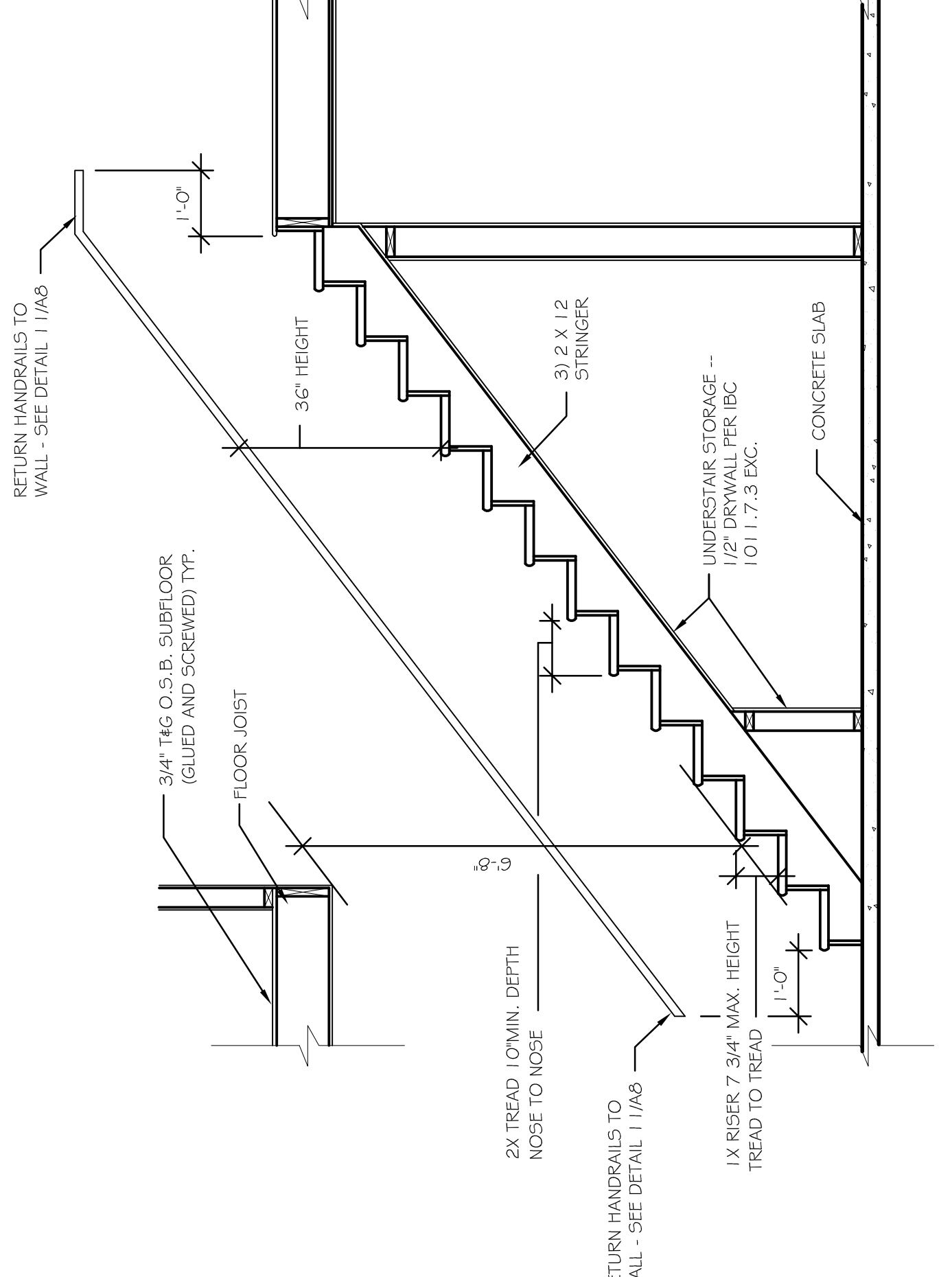
PROVIDE 30" CLEAR HEADROOM ABOVE ACCESS OPENING



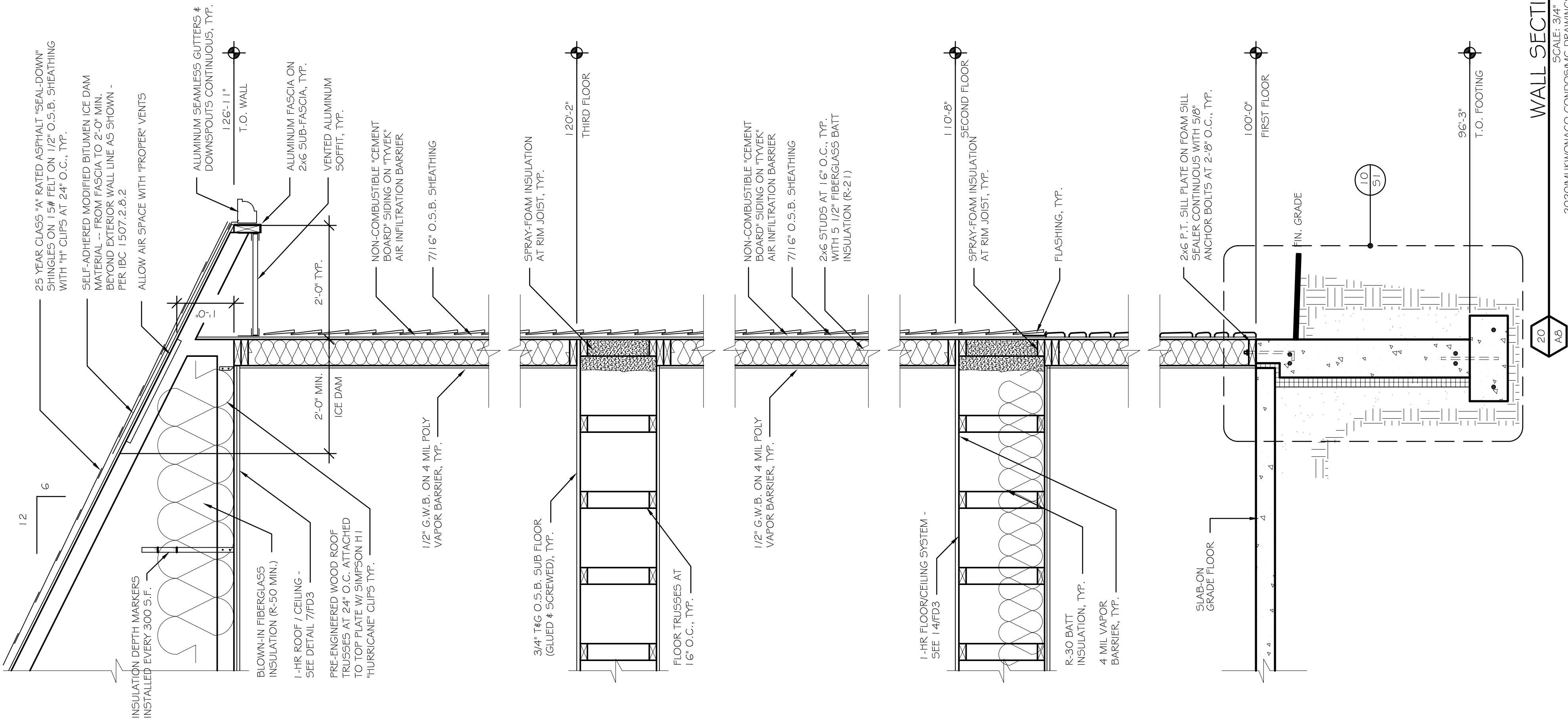
**16** **ATTIC SCUTTLE DETAIL**  
 SCALE: 1/12" = 1'-0"  
 2020MUKWONAGO CONDOS/CMC-DRAWINGS.DWG  
 DATE: 9/22/2020



**8** **BALCONY SECTION**  
 SCALE: 1" = 1'-0"  
 2020MUKWONAGO CONDOS/CMC-DRAWINGS.DWG  
 DATE: 9/22/2020



**18** **STAIR SECTION**  
 SCALE: 1/12" = 1'-0"  
 2020MUKWONAGO CONDOS/CMC-DRAWINGS.DWG  
 DATE: 9/22/2020



**20** **WALL SECTION**  
 SCALE: 3/4" = 1'-0"  
 2020MUKWONAGO CONDOS/CMC-DRAWINGS.DWG  
 DATE: 9/22/2020

**DRAWING NAMES**

- WALL SECTION
- STAIR SECTION
- BALCONY DETAIL
- ATTIC SCUTTLE DETAIL

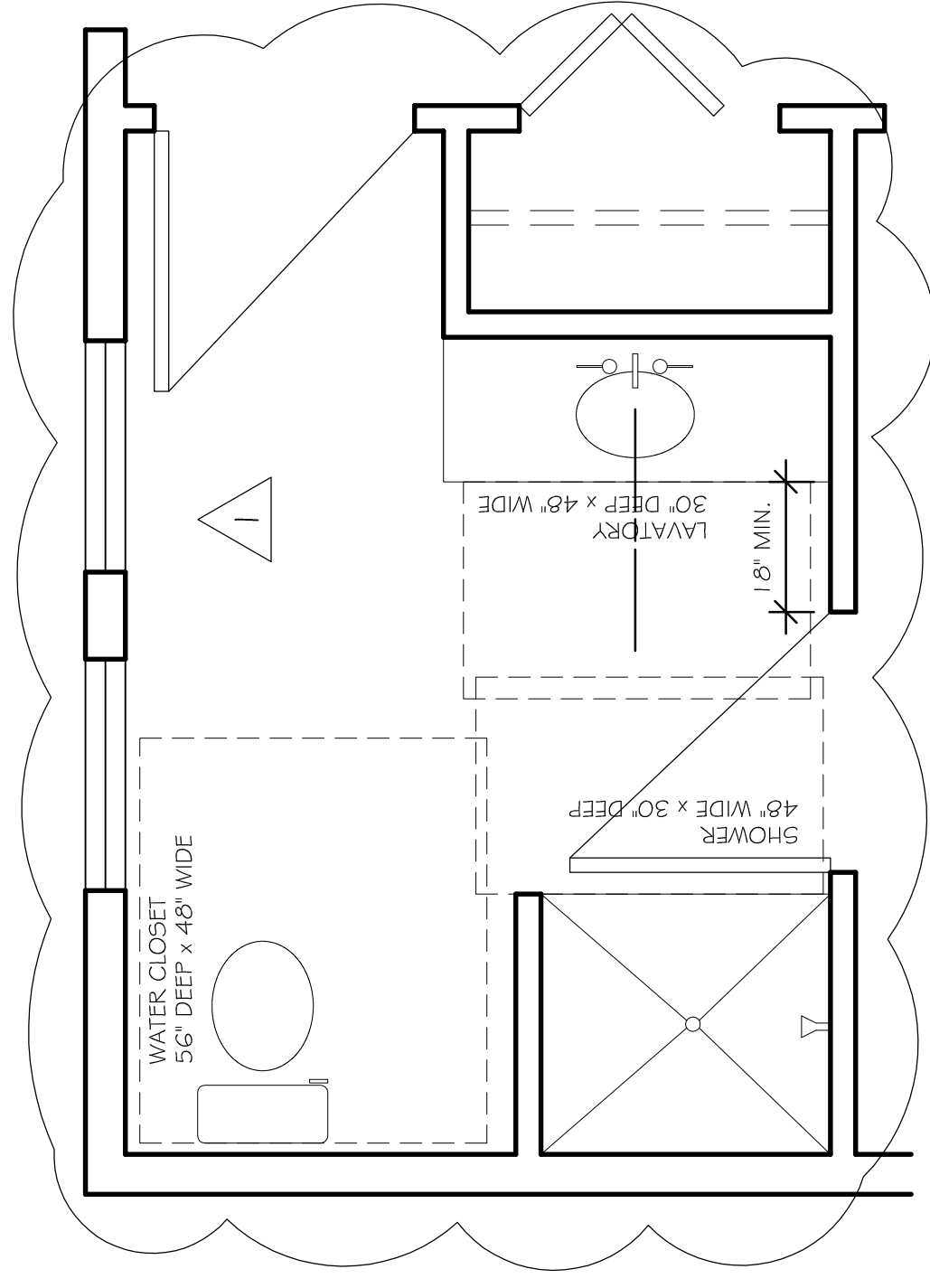
**REVISIONS**

**PROJECT DATA**

DATE: 9/29/2020  
 DRAWN BY: C.J.  
 CHECKED BY: P.W.

**SHEET NO.**

**A-8**



ADA COMPLIANT TYPE "B"  
OPTION "A" BATHROOM  
SCALE: 1/2" = 1'-0"  
2020MUKWONAGO CONDOS5MCMC-DRAWINGS.DWG  
DATE: 9/22/2020

1 A9

19 A9

ADA NOTES:

IMMEDIATE REQUIREMENTS

- BLOCKING FOR FUTURE GRAB BARS.
- REMOVABLE VANITY PER 20A-9.
- ADA COMPLIANT FAUCETS & TOILET.

FUTURE RETRO-FIT

- FUTURE GRAB BARS IF TENANT DESIRES.

ADA NOTES  
SCALE: N.T.S.  
2020MUKWONAGO CONDOS5MCMC-DRAWINGS.DWG  
DATE: 9/22/2020

19 A9

UNIT #	ROOM	ROOM FLOOR AREA (S.F.)	NATURAL LIGHT REQUIRED (S.F.) (85%)	NATURAL LIGHT PROVIDED (S.F.)	NATURAL VENTILATION REQUIRED (S.F.) (4%)	NATURAL VENTILATION PROVIDED (S.F.)	REMARKS
101	BEDROOM 1	189	45.1	45.3	7.6	20.6	1. NATURAL LIGHT PROVIDED OK
101	BEDROOM 2	131	10.5	20.0	5.2	11.2	2. NATURAL VENTILATION PROVIDED OK
101	LIVING/KITCHEN	486	33.8	75.9	19.8	42.8	3. SEE GENERAL NOTE # 4
102	BEDROOM 1	244	19.5	45.3	9.6	20.6	4. SEE GENERAL NOTE # 5
102	BEDROOM 2	151	12.1	20.0	6.0	11.2	
102	LIVING/KITCHEN	568	45.4	75.9	22.7	42.8	
103	BEDROOM 1	232	18.6	45.3	9.3	20.6	
103	BEDROOM 2	167	13.4	20.0	6.7	11.2	
103	LIVING/KITCHEN	605	48.4	75.9	24.2	42.8	

ADA COMPLIANT LAV  
PLAN & ELEVATION  
SCALE: 3/8" = 1'-0"  
2020MUKWONAGO CONDOS5MCMC-DRAWINGS.DWG  
DATE: 9/22/2020

4 A9

10 A9

GENERAL NOTES:

- FOR FIRE SEPARATION REQUIREMENTS, DETAIL REFERENCES AND DOOR TYPE IDENTIFICATION -- SEE SHEETS FD-1, FD-2, FD-3.
- FOR NATURAL LIGHT AND VENTILATION CALCULATIONS SEE 8A-9
- IBC 1205.3 LIVING SPACES WITH INADEQUATE NATURAL LIGHT: ARTIFICIAL LIGHT SHALL BE PROVIDED THAT IS ADEQUATE TO PROVIDE AN AVERAGE ILLUMINATION OF 10 FOOT-CANDLES (107 LUX) OVER THE AREA OF THE ROOM AT A HEIGHT OF 30" ABOVE THE FLOOR LEVEL -- ALL UNITS.YT.
- IMC SECTION 403 MECHANICAL VENTILATION: REQUIRED AT ALL LIVING SPACES THAT DO NOT HAVE OPERABLE WINDOW AREA TO MEET FBC 1203.4 REQUIREMENTS -- ALL UNITS.YT.

GENERAL NOTES  
SCALE: N.T.S.  
2020MUKWONAGO CONDOS5MCMC-DRAWINGS.DWG  
DATE: 9/22/2020

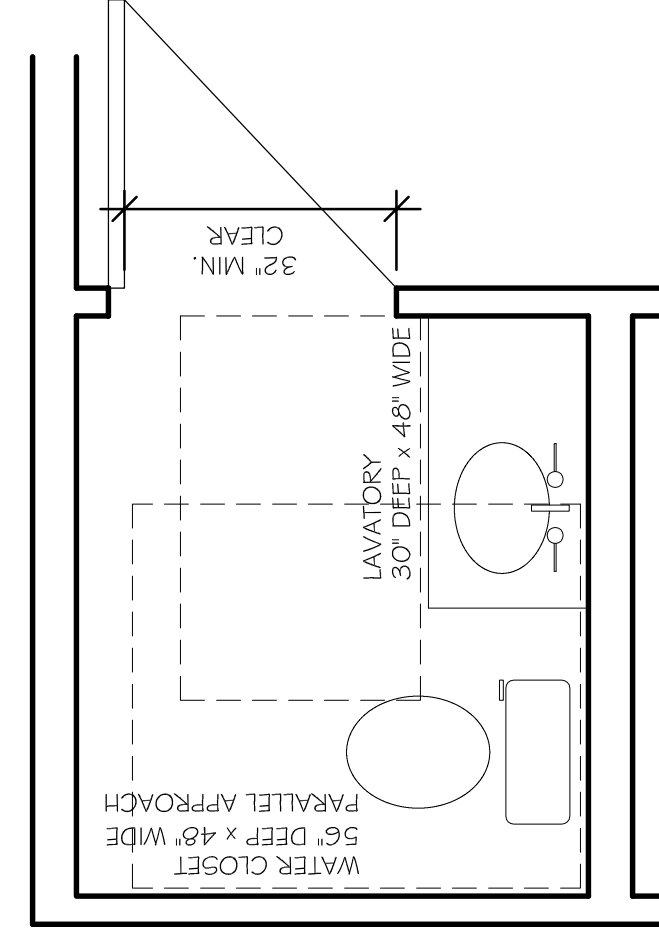
6 A9

LIGHT & VENT SCHEDULE  
SCALE: N.T.S.  
2020MUKWONAGO CONDOS5MCMC-DRAWINGS.DWG  
DATE: 9/22/2020

8 A9

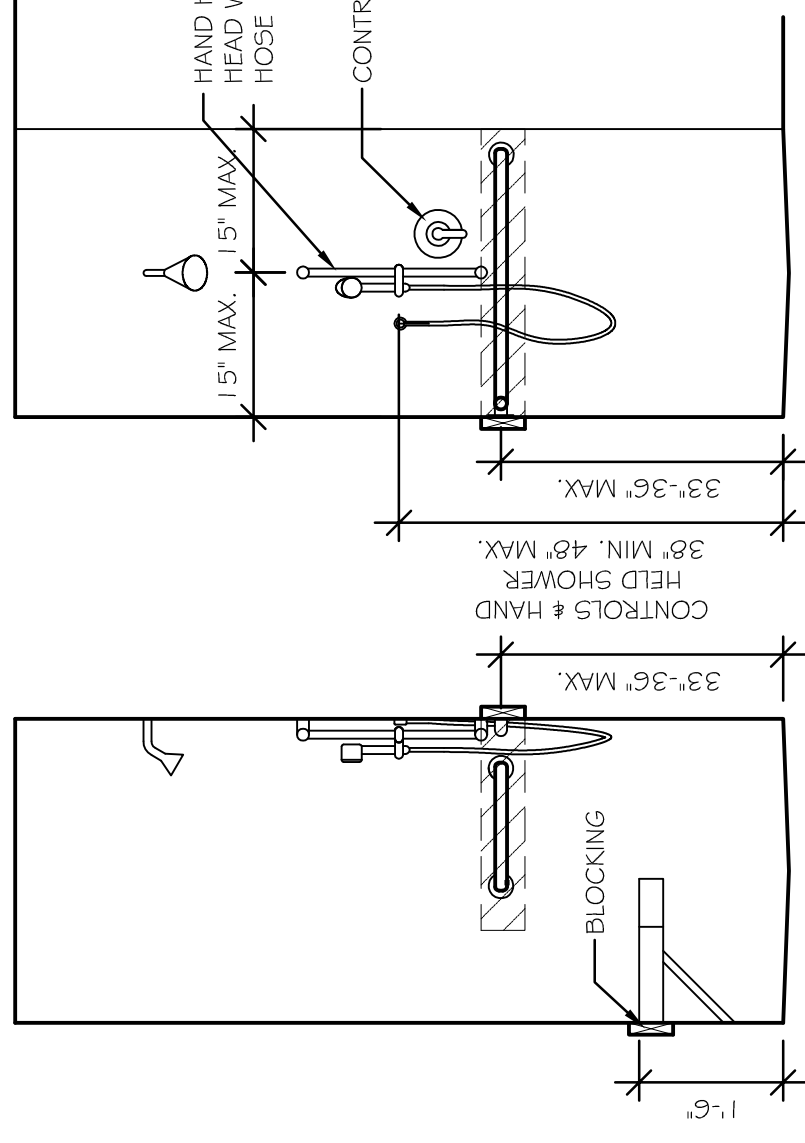
ADA COMPLIANT TOILET  
ELEVATIONS  
SCALE: 3/8" = 1'-0"  
2020MUKWONAGO CONDOS5MCMC-DRAWINGS.DWG  
DATE: 9/22/2020

9 A9



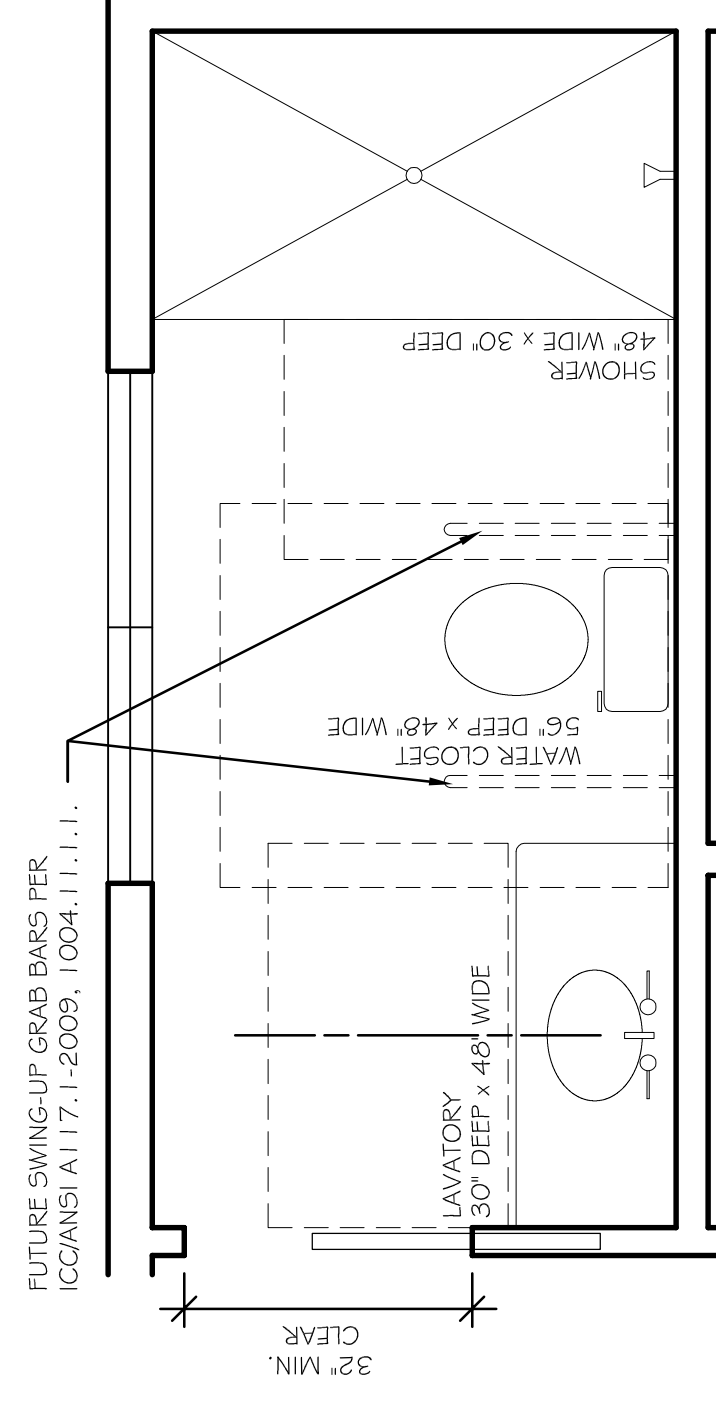
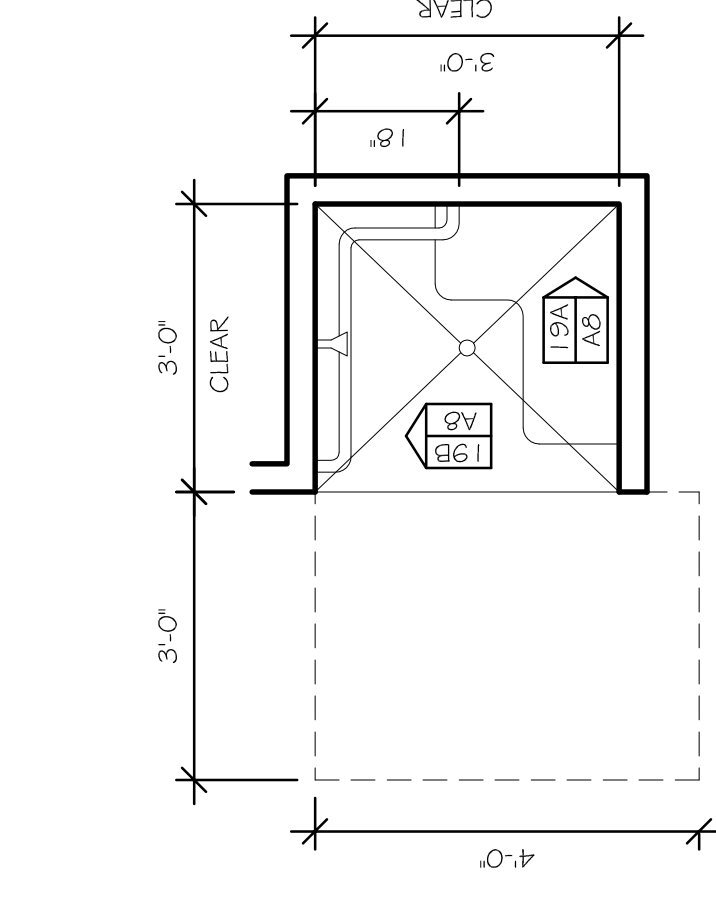
ADA COMPLIANT TYPE "B"  
OPTION "A" BATHROOM  
SCALE: 1/2" = 1'-0"  
2020MUKWONAGO CONDOS5MCMC-DRAWINGS.DWG  
DATE: 9/22/2020

17 A9



ADA COMPLIANT SHOWER  
SCALE: 1/2" = 1'-0"  
2020MUKWONAGO CONDOS5MCMC-DRAWINGS.DWG  
DATE: 9/22/2020

18 A9

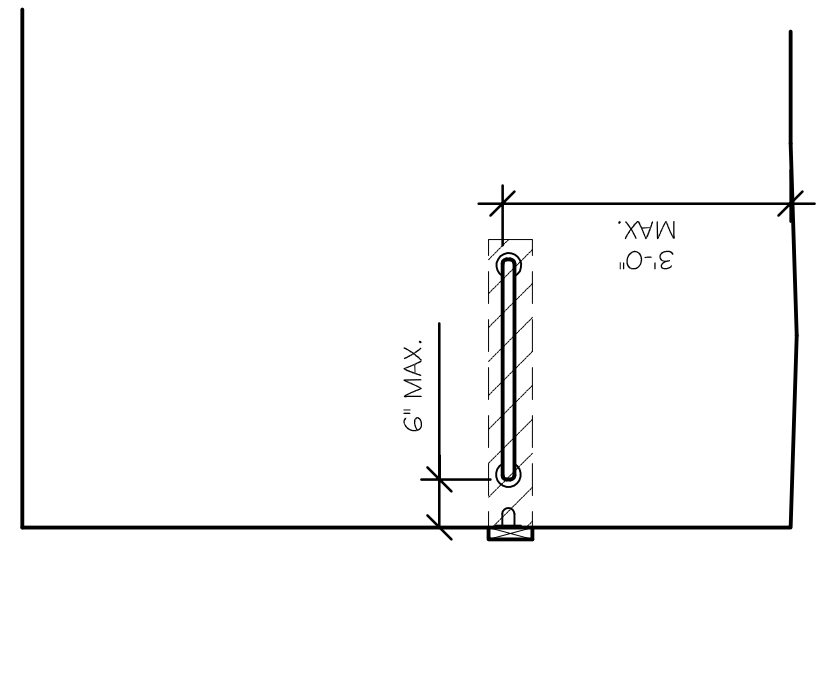


ADA COMPLIANT TYPE "B"  
OPTION "A" BATHROOM  
SCALE: 1/2" = 1'-0"  
2020MUKWONAGO CONDOS5MCMC-DRAWINGS.DWG  
DATE: 9/22/2020

20 A9

ADA COMPLIANT SHOWER  
SCALE: 1/2" = 1'-0"  
2020MUKWONAGO CONDOS5MCMC-DRAWINGS.DWG  
DATE: 9/22/2020

10 A9



10 B

VERIFY ALL CONDITIONS AND DIMENSIONS ON THE JOB AND NOTIFY THE DESIGN ALLIANCE ARCHITECTS, INC. OF ANY DISCREPANCIES PRIOR TO START.



1003 Madison Avenue  
Fort Atkinson, WI

(920) 563-3404

MUKWONAGO CONDOS  
BUILDING "A"  
200 Grand Avenue  
Mukwonago, WI

DRAWING NAMES  
ADA DETAILS  
LIGHT & VENT SCHEDULE  
ADA NOTES  
GENERAL NOTES

REVISIONS  
1 11/9/2020

PROJECT DATA  
DATE: 9/29/2020  
DRAWN BY: CL  
CHECKED BY: P.W.

SHEET NO.

A-9