

600 WYNDHURST AVE
BALTIMORE, MD 21210

HUNTER BREWER
SENIOR ASSOCIATE



LOCATION OVERVIEW

600 WYNDHURST AVE
BALTIMORE, MD 21210

AVAILABLE SF

1st floor: 131-850 SF
2nd floor: 214 SF
3rd floor: 284-506 SF

HIGHLIGHTS:

- Roland Park area suburban office available!
- Base Rental Rate: Negotiable
- Term: Negotiable
- Full Broker Cooperation
- Full Service Lease
- Occupancy: Immediate
- Prime Roland Park Location

HUNTER BREWER

410 296-2877

HBREWER@THORNHILLBALTIMORE.COM

WWW.THORNHILLBALTIMORE.COM

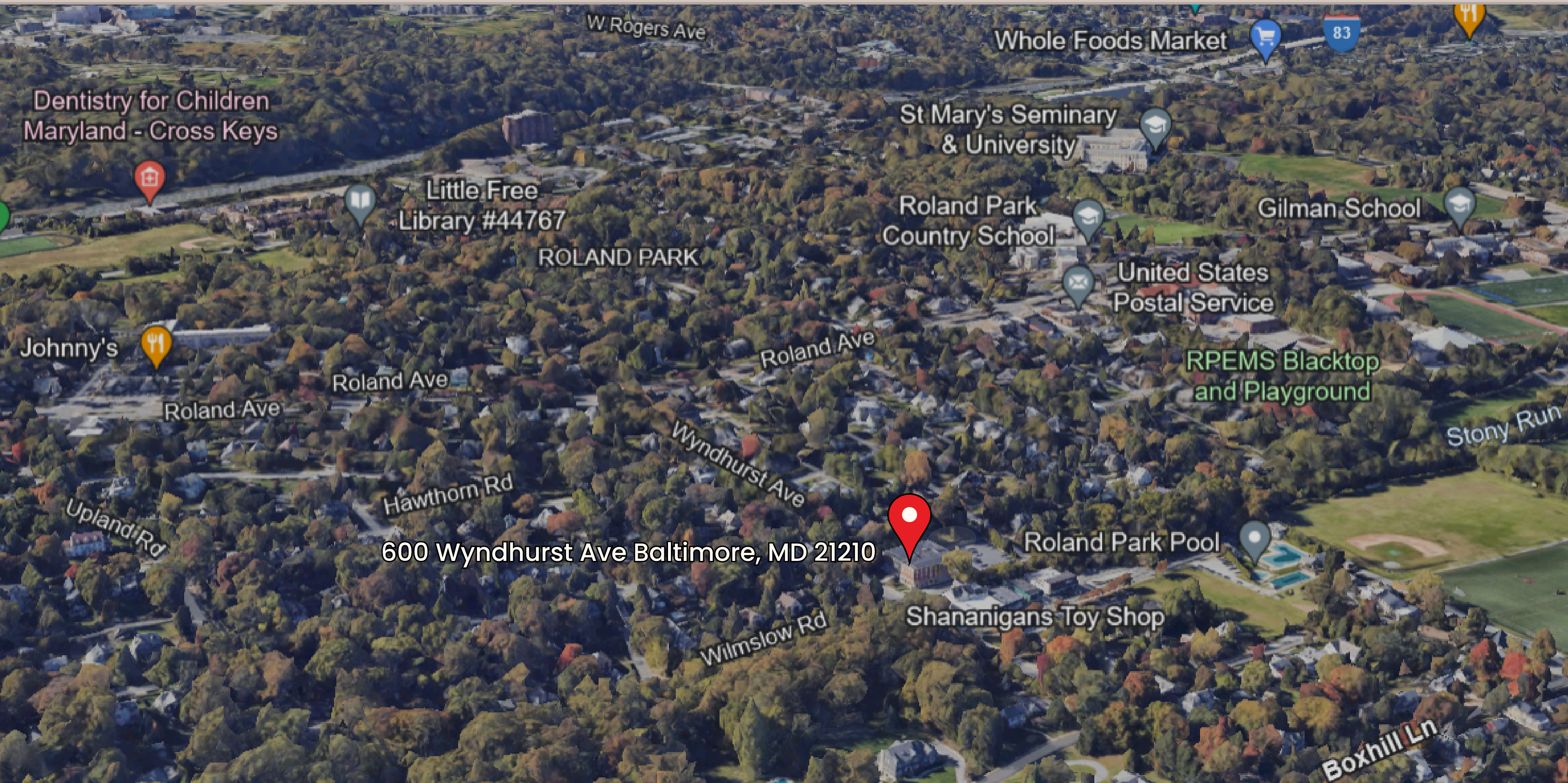


PHOTOS
600 WYNDHURST AVE
BALTIMORE, MD 21210



LOCAL MAP

600 WYNDHURST AVE BALTIMORE, MD 21210



Dentistry for Children
Maryland - Cross Keys

Little Free
Library #44767

ROLAND PARK

St Mary's Seminary
& University

Roland Park
Country School

Gilman School

United States
Postal Service

RPEMS Blacktop
and Playground

Stony Run

Johnny's

Roland Ave

Roland Ave

Roland Ave

Wyndhurst Ave

Upland Rd

Hawthorn Rd

600 Wyndhurst Ave Baltimore, MD 21210

Roland Park Pool

Shananigans Toy Shop


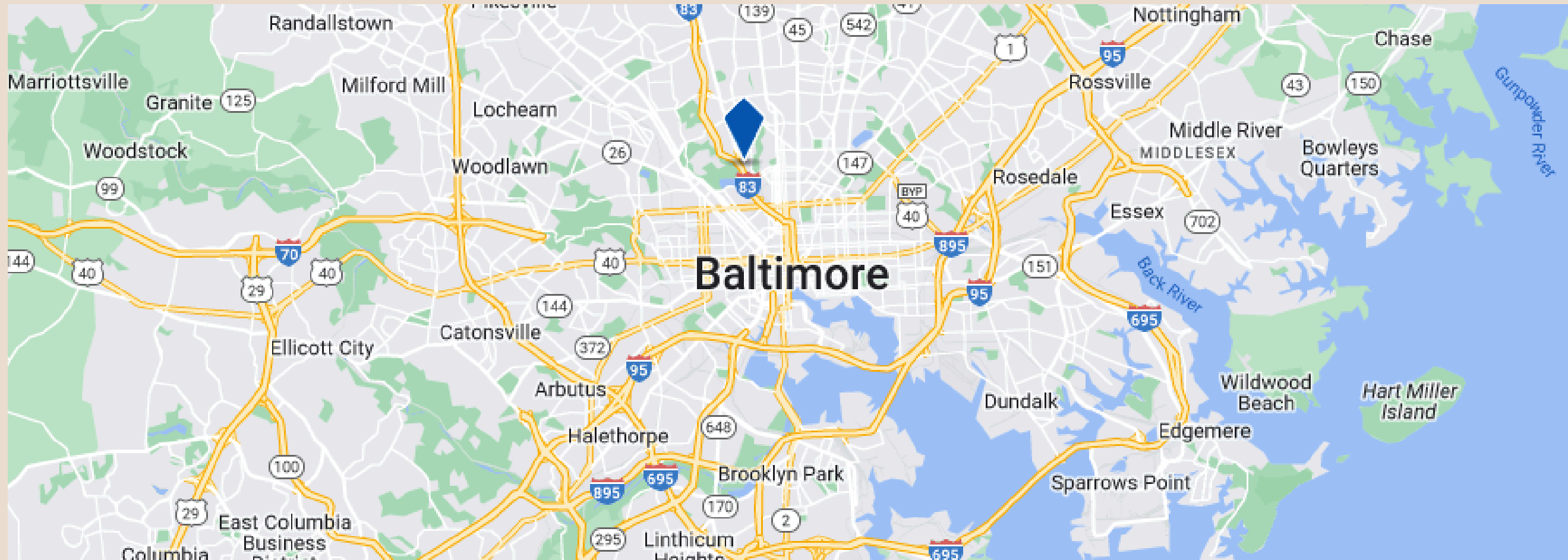
Wilmslow Rd

Boxhill Ln

DEMOGRAPHICS AND MAP

600 WYNDHURST AVE BALTIMORE, MD 21210

	2 mile	5 mile	10 mile
Avg Household Income	\$108,190	\$80,921	\$89,677
2023 Households	30,791	217,687	485,295
2023 Population	74,457	545,528	1,214,295



**600 WYNDHURST AVE
BALTIMORE, MD 21210**

HUNTER BREWER

PHONE: 443-863-4781

FAX: 410-372-0727

EMAIL: HBREWER@THORNHILLBALTIMORE.COM

THORNHILL

PROPERTIES INCORPORATED