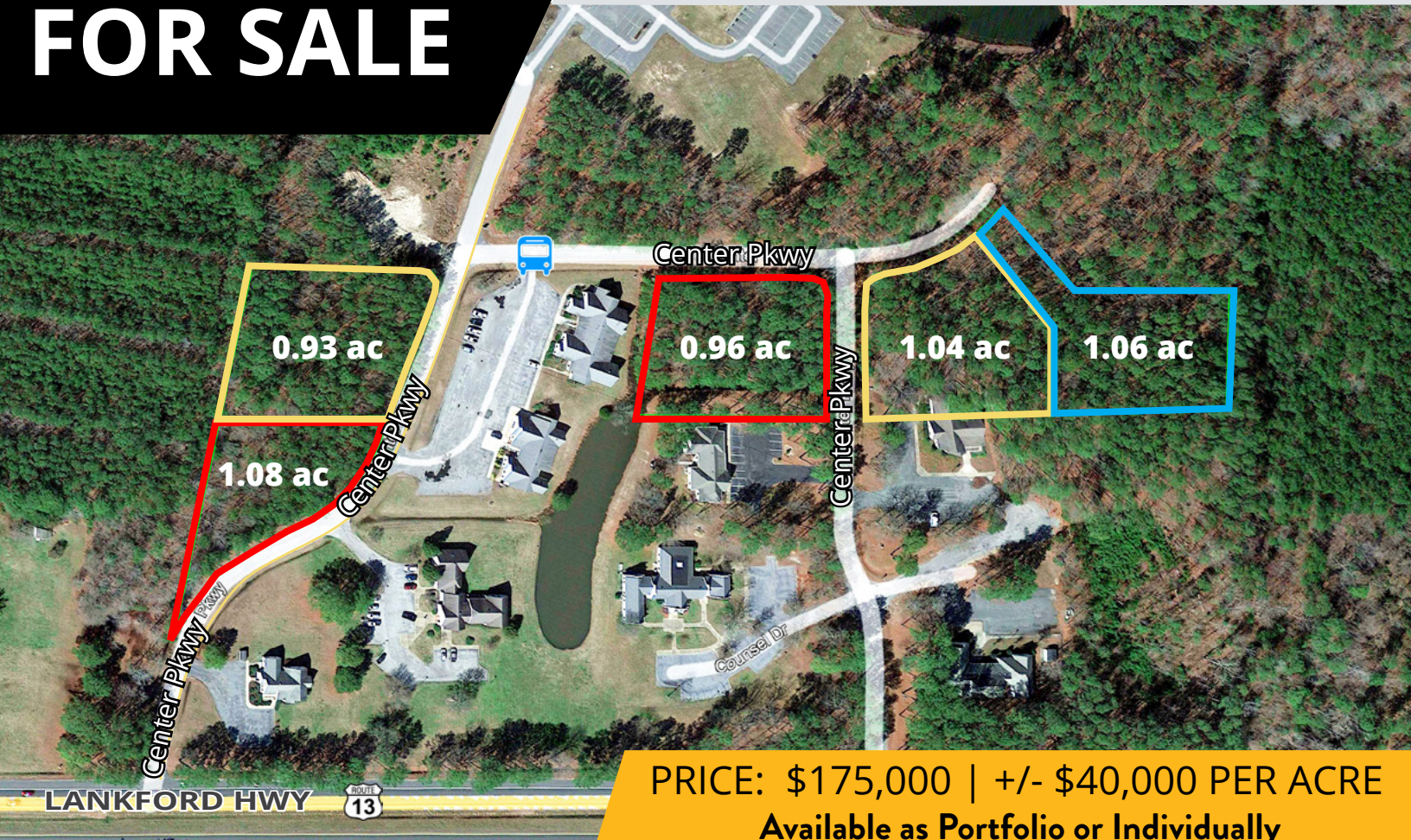


5 PARCELS OF VACANT LAND
TOTALING ± 5.07 ACRES

FOR SALE

Accawmacke Office Park
Center Parkway
Accomac County, VA 23357



PRICE: \$175,000 | +/- \$40,000 PER ACRE
Available as Portfolio or Individually

ABOUT PROPERTY

- Centrally located to serve the entire Eastern Shore
- Located in a Class A professional office park
- Co-tenancy with municipal, state and federal tenants, including:
 - Social Security Administration [SSA]
 - United States Department of Agriculture [USDA]
 - Farm Service Agency [FSA]
 - County Social Services
 - State Soil and Conservation Services
 - Attorney, accountant, title companies, and medical groups
- Excellent access off Lankford Highway (Route 13)
- Lots are ± 1.0 acre each, ample for development
- High-speed (200+Gbps) fiber optic broadband internet available
- In place roads, drainage BMP's, and infrastructure
- Zoning: General Business

For more information:
MICHAEL ALLEN, CCIM
Call or Text 757.952.6660
MichaelAllen@HarveyLindsay.com

HARVEY LINDSAY
COMMERCIAL REAL ESTATE

www.harveylindsay.com

SURROUNDING USERS & DEMOGRAPHIC OVERVIEW



15 miles 22581 Center Pkwy, Accomack, Virginia, 23301

COMMUNITY PROFILE

23,130	70.3	45.7	\$74,428	\$187,684	\$110,250	19.6%	58.1%	19.5%
Total Population	Diversity Index	Median Age	Average HH Income	Median Home Value	Median Net Worth	Under 18	Ages 18-65	Aged 66+



17.0%
Services

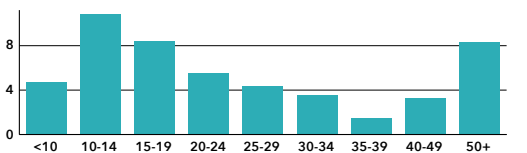


37.5%
Blue Collar

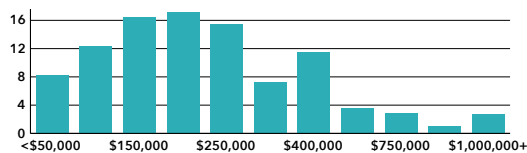


45.5%
White Collar

Mortgage as Percent of Salary




Home Value



Household Income

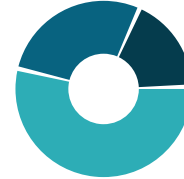


Age Profile: 5 Year Increments



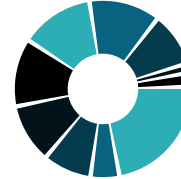
Dots show comparison to Accomack County

Home Ownership



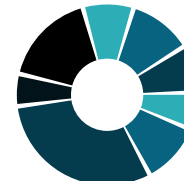
● Owner ● Renter ● Vacant

Housing: Year Built



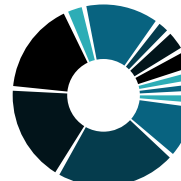
● <1939 ● 1940-49 ● 1950-59
● 1960-69 ● 1970-79 ● 1980-89
● 1990-99 ● 2000-09 ● 2010-13
● 2014+

Educational Attainment



● < 9th Grade ● No Diploma
● HS Diploma ● GED
● Some College ● Assoc Degree
● Bach Degree ● Grad Degree

Commute Time: Minutes



● < 5 ● 5-9 ● 10-14
● 15-19 ● 20-24 ● 25-29
● 30-34 ● 35-39 ● 40-44
● 45-59 ● 60-89 ● 90+



Source: U.S. Census Bureau, Census 2010 Summary File 1. Esri forecasts for 2022 and 2027. Version 1.2

For more information:
MICHAEL ALLEN, CCIM
Call or Text 757.952.6660
MichaelAllen@HarveyLindsay.com

825 Diligence Drive • Suite 114
Newport News, Virginia 23606
757-873-2020
www.HarveyLindsay.com

HARVEY LINDSAY
COMMERCIAL REAL ESTATE