

FOR LEASE
28,000 SF
INDUSTRIAL

240 ROUTE 17
SOUTH
LODI, NJ



INQUIRE FOR LEASE RATE

Property Features

- Space Available: 28,000 SF (entire building)
- Lot Frontage: 170'
- Tailgates for Unit: Three (3)
- Drive-Ins for Unit: One (1)
- Ceiling Height: 14'-18'
- Power: 1,200 Amps
- Parking: 62 Spaces
- Zoning: Light Impact Industrial
- Traffic Count: 300,000 VPD
- TAX/CAM: \$4.36 PSF
- Excellent location. Easy access to I-80, Routes 17, 46, 3, and the NJ Turnpike

All spaces available immediately.

For more information

Kenneth D. Lundberg, SIOR | Senior Vice President

201 488 5800 x138
klundberg@naihanson.com

Patrick Lennon | Vice President






201 488 5800 x109
plennon@naihanson.com

Lorenzo Lambiase, MBA, CCIM | Associate Vice President

201 488 5800 x176
llambiase@naihanson.com

NAI James E. Hanson
COMMERCIAL REAL ESTATE SERVICES, WORLDWIDE

A PROJECT BY:
THE STRO COMPANIES
CREATING VALUE

FOLLOW US!      | NJ Offices: Teterboro | Parsippany | naihanson.com | Member of NAI Global with +325 Offices Worldwide

SERVICES OFFERED

Brokerage • Property Management • Corporate Services • Financing • Logistics • Government Services • Healthcare • Tenant Representation • Cold Storage • Investment Services

The information contained herein has been obtained from sources considered to be reliable, but no guarantee of its accuracy is made by NAI James E. Hanson

