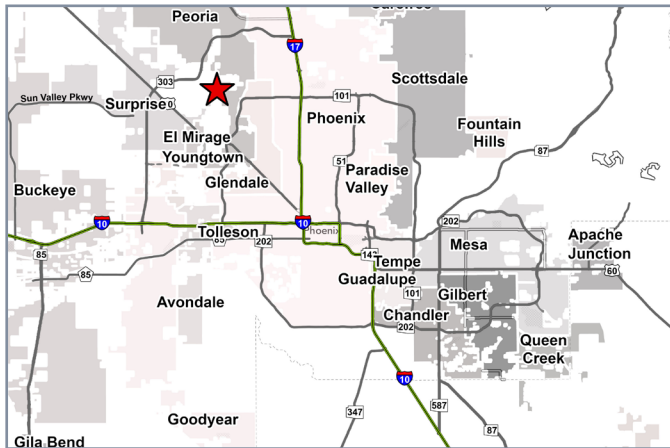


NEC Deer Valley Rd & Lake Pleasant Pkwy | Peoria, AZ



ADDRESS:

NEC Deer Valley Rd & Lake Pleasant Pkwy, Peoria, Arizona

SUMMARY:

- Adjacent to a new 100 home Lennar Homes housing project
- Median household income of Over \$100,000
- Trade area population exceeding 70,000
- Over 3,000 new homes being added to the trade area
- Nearby employment centers including Amkor Technology with approximately 2,000 workers
- Traffic counts of over 40,000 vehicles per day (Sites USA)



BARCLAY
GROUP

2415 E Camelback Rd, Suite 900
Phoenix, Arizona, 85016
www.BarclayGroup.com
Leasing: 602.224.4166

Brett Sheets

Senior Vice President Leasing
602.224.4147 Direct
602.908.8837 Cell
bsheets@barclaygroup.com

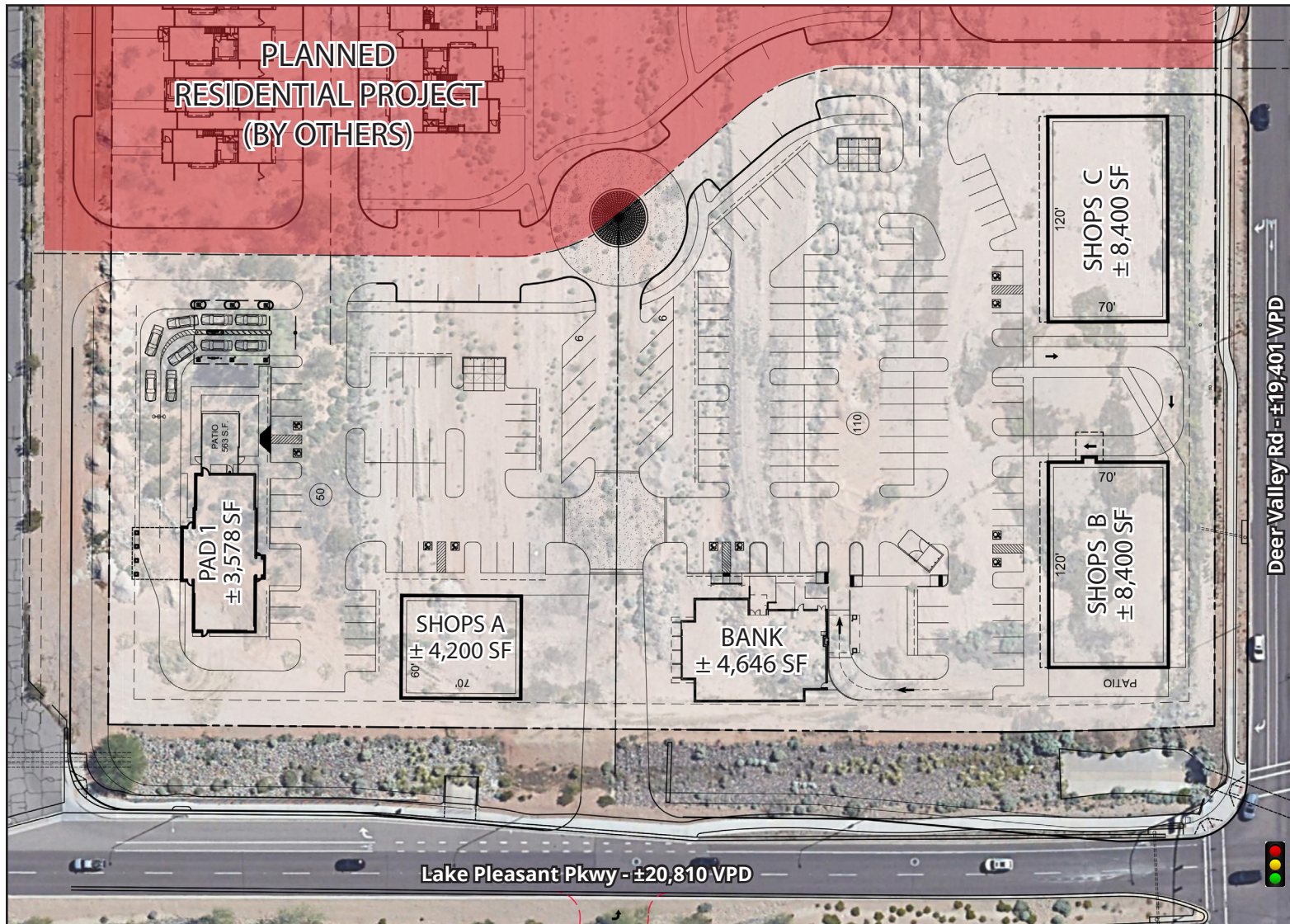
Kristin Walrod

Director Leasing
602.224.4171 Direct
480.521.4822 Cell
kwalrod@barclaygroup.com

Matthew Archer

Leasing Associate
602.224.4160 Direct
602.908.8680 Cell
marcher@barclaygroup.com

Deer Valley Rd & Lake Pleasant Pkwy | Proposed Site Plan



Traffic Counts: Sites USA.



BARCLAY
GROUP

2415 E Camelback Rd, Suite 900
Phoenix, Arizona, 85016
www.BarclayGroup.com
Leasing: 602.224.4166

Brett Sheets
Senior Vice President Leasing
602.224.4147 Direct
602.908.8837 Cell
bsheets@barclaygroup.com

Kristin Walrod
Director Leasing
602.224.4171 Direct
480.521.4822 Cell
kwalrod@barclaygroup.com

Matthew Archer
Leasing Associate
602.224.4160 Direct
602.908.8680 Cell
marcher@barclaygroup.com




Deer Valley Rd & Lake Pleasant Pkwy | 1-Mile Demographics

ANNUAL HOUSEHOLD SPENDING



INCOME



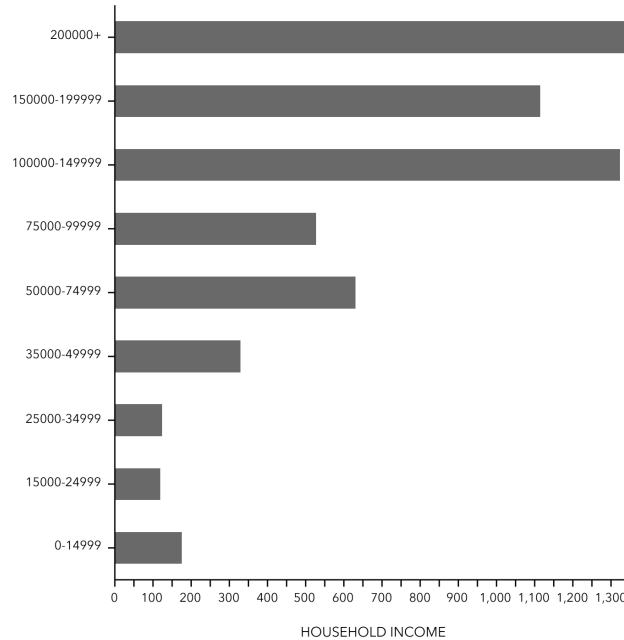

2025 Households By Income (Esri)

The largest group: \$200,000+ (23.7%)

The smallest group: \$15,000 - \$24,999 (2.1%)

Indicator ▲	Value	Diff
<\$15,000	3.1%	-3.5%
\$15,000 - \$24,999	2.1%	-2.0%
\$25,000 - \$34,999	2.2%	-2.8%
\$35,000 - \$49,999	5.8%	-3.6%
\$50,000 - \$74,999	11.1%	-3.9%
\$75,000 - \$99,999	9.3%	-3.2%
\$100,000 - \$149,999	23.2%	+3.7%
\$150,000 - \$199,999	19.6%	+7.9%
\$200,000+	23.7%	+7.4%

KEY FACTS



Bars show deviation from Maricopa County


Average Household Size

for this area
2.81

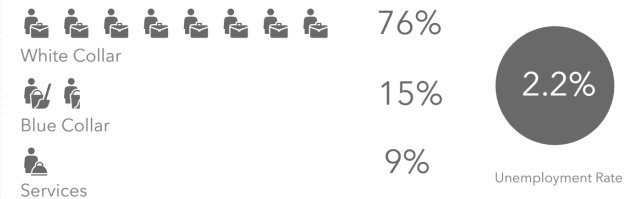
which is more than the average for United States

Area	Value ▼	0.00	4.00
This area	2.81		
Maricopa County	2.60		
Arizona	2.54		
United States	2.50		

EDUCATION



EMPLOYMENT



Source: ESRI Business Analyst 2025



BARCLAY
GROUP

2415 E Camelback Rd, Suite 900
Phoenix, Arizona, 85016
www.BarclayGroup.com
Leasing: 602.224.4166

Brett Sheets
Senior Vice President Leasing
602.224.4147 Direct
602.908.8837 Cell
bsheets@barclaygroup.com

Kristin Walrod
Director Leasing
602.224.4171 Direct
480.521.4822 Cell
kwalrod@barclaygroup.com

Matthew Archer
Leasing Associate
602.224.4160 Direct
602.908.8680 Cell
marcher@barclaygroup.com

Deer Valley Rd & Lake Pleasant Pkwy | 3-Mile Demographics

ANNUAL HOUSEHOLD SPENDING



INCOME

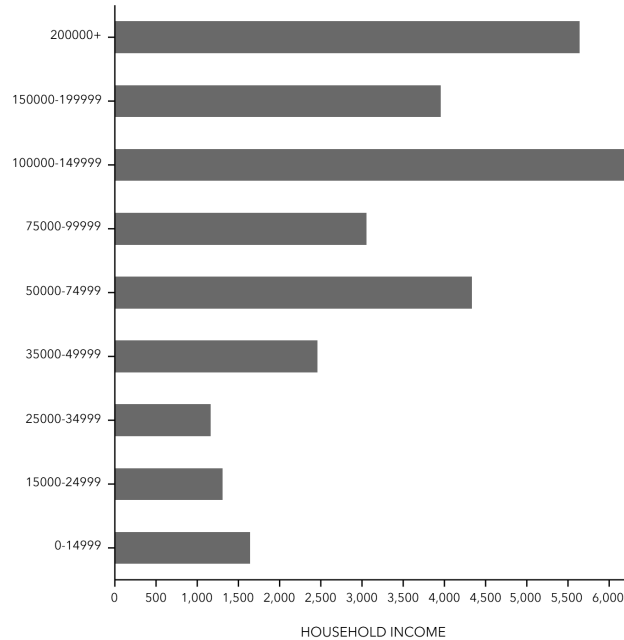
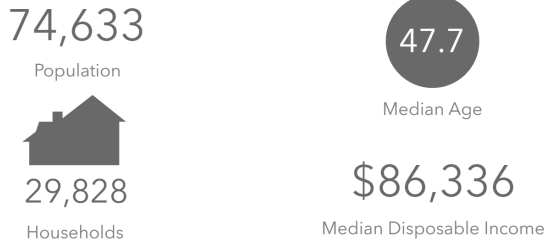


2025 Households By Income (Esri)

The largest group: \$100,000 - \$149,999 (21.0%)
The smallest group: \$25,000 - \$34,999 (3.9%)

Indicator ▲	Value	Diff
<\$15,000	5.5%	-1.1%
\$15,000 - \$24,999	4.4%	+0.3%
\$25,000 - \$34,999	3.9%	-1.1%
\$35,000 - \$49,999	8.2%	-1.2%
\$50,000 - \$74,999	14.5%	-0.5%
\$75,000 - \$99,999	10.2%	-2.3%
\$100,000 - \$149,999	21.0%	+1.5%
\$150,000 - \$199,999	13.3%	+1.6%
\$200,000+	18.9%	+2.6%

KEY FACTS




Bars show deviation from Maricopa County

Average Household Size


for this area
2.47 which is less than the average for United States

Area	Value ▼	0.00	4.00
Maricopa County	2.60		
Arizona	2.54		
United States	2.50		
This area	2.47		

EDUCATION



EMPLOYMENT



Source: ESRI Business Analyst 2025



BARCLAY
GROUP

2415 E Camelback Rd, Suite 900
Phoenix, Arizona, 85016
www.BarclayGroup.com
Leasing: 602.224.4166

Brett Sheets
Senior Vice President Leasing
602.224.4147 Direct
602.908.8837 Cell
bsheets@barclaygroup.com

Kristin Walrod
Director Leasing
602.224.4171 Direct
480.521.4822 Cell
kwalrod@barclaygroup.com

Matthew Archer
Leasing Associate
602.224.4160 Direct
602.908.8680 Cell
marcher@barclaygroup.com

Deer Valley Rd & Lake Pleasant Pkwy | 5-Mile Demographics

ANNUAL HOUSEHOLD SPENDING



INCOME

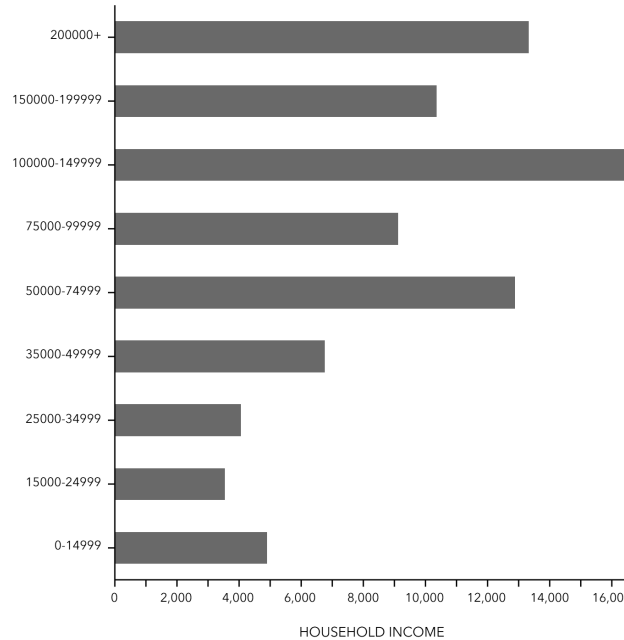
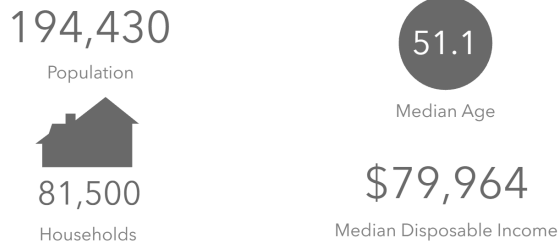


2025 Households By Income (Esri)

The largest group: \$100,000 - \$149,999 (20.3%)
The smallest group: \$15,000 - \$24,999 (4.3%)

Indicator ▲	Value	Diff
<\$15,000	6.0%	-0.6%
\$15,000 - \$24,999	4.3%	+0.2%
\$25,000 - \$34,999	5.0%	0
\$35,000 - \$49,999	8.3%	-1.1%
\$50,000 - \$74,999	15.8%	+0.8%
\$75,000 - \$99,999	11.2%	-1.3%
\$100,000 - \$149,999	20.3%	+0.8%
\$150,000 - \$199,999	12.7%	+1.0%
\$200,000+	16.4%	+0.1%

KEY FACTS



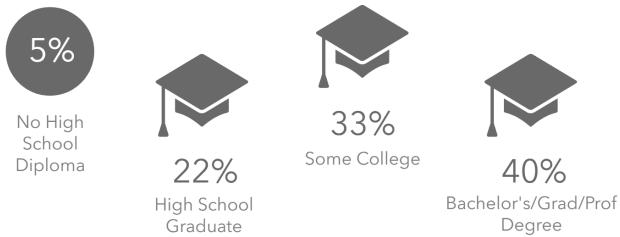
Bars show deviation from Maricopa County

Average Household Size


for this area
2.36 which is less than the average for United States

Area	Value ▼	0.00	4.00
Maricopa County	2.60		
Arizona	2.54		
United States	2.50		
This area	2.36		

EDUCATION



EMPLOYMENT



Source: ESRI Business Analyst 2025



BARCLAY
GROUP

2415 E Camelback Rd, Suite 900
Phoenix, Arizona, 85016
www.BarclayGroup.com
Leasing: 602.224.4166

Brett Sheets
Senior Vice President Leasing
602.224.4147 Direct
602.908.8837 Cell
bsheets@barclaygroup.com

Kristin Walrod
Director Leasing
602.224.4171 Direct
480.521.4822 Cell
kwalrod@barclaygroup.com

Matthew Archer
Leasing Associate
602.224.4160 Direct
602.908.8680 Cell
marcher@barclaygroup.com