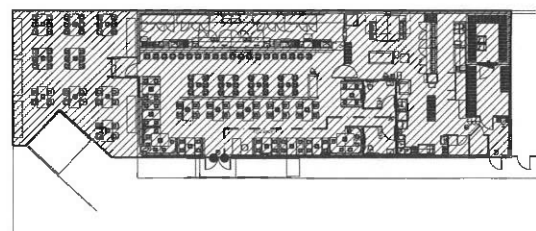


KEY PLAN



INDICATES AREA OF WORK

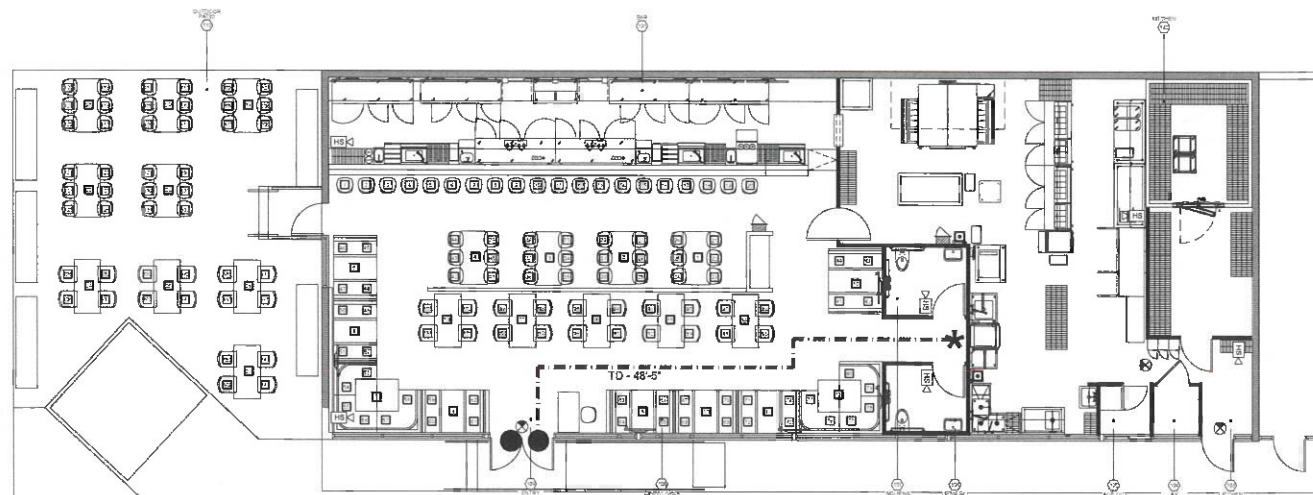
DRAWING LIST

- | ARCH DRAWING LIST | | MEP DRAWING LIST | |
|-------------------|--|------------------|------------------|
| DWG# | DRAWING NAME | DWG# | DRAWING NAME |
| 001 C-0.1 | COVER SHEET | 019 E-1.0 | LIGHTING PLAN |
| 002 C-0.2 | GENERAL NOTES | 020 E-2.0 | PANELS |
| 003 C-0.3 | GENERAL ACCESSIBILITY & MOUNTING HEIGHTS | 021 E-3.0 | ELECTRICAL NOTES |
| 004 A-0.0 | DEMOLITION PLAN | 022 M-1.0 | MECHANICAL PLAN |
| 005 A-1.0 | CONSTRUCTION PLAN | 023 P-1.0 | SANITARY PLAN |
| 006 A-1.1 | ENLARGED RESTROOM PLAN AND SCHEDULES | 024 P-2.0 | WATER LINE PLAN |
| 007 A-2.0 | REFLECTED CEILING PLAN | | |
| 008 A-3.0 | POWER PLAN | | |
| 009 A-4.0 | FINISH PLAN | | |
| 010 A-5.0 | FURNITURE PLAN | | |
| 011 A-6.0 | WALL TYPE SECTIONS & DETAILS ELEVATIONS | | |
| 012 A-7.0 | ELEVATIONS | | |
| 013 A-7.1 | ELEVATIONS | | |
| 014 A-8.0 | MILLWORK SECTIONS & DETAILS CONSTRUCTION DETAILS | | |
| 015 A-8.1 | CONSTRUCTION DETAILS | | |
| 016 A-9.0 | DOOR & HARDWARE SCHEDULE | | |

KITCHEN DRAWING LIST

- | | |
|------------|-------------------------------|
| DWG# | DRAWING NAME |
| 017 FS-1.0 | FOOD SERVICE EQUIPMENT PLAN |
| 018 FS-6.0 | FOOD SERVICE UTILITY SCHEDULE |

LIFE SAFETY PLAN



01 LIFE SAFETY PLAN
SCALE: 1/8" = 1'-0"

- EGRESS LEGEND**
- CP / TD / COK: DISTANCE BETWEEN POINTS ON PLAN (IN FEET)
 - TD: TOTAL TRAVEL DISTANCE
 - CP: COMMON PATH OF TRAVEL DISTANCE
 - *: TRAVEL PATH COMMENCEMENT POINT
 - : EXIT DOOR
 - EXIT LIGHTS
 - HS: FIRE HORN STROBELIGHTS
 - FE: FIRE EXTINGUISHER CABINET

- LIFE SAFETY NOTES:**
- EXISTING CONSTRUCTION TYPE V-B - NOT SPRINKLERED
 - REFER TO SHEET C-0.2 FOR DEVICE MOUNTING HEIGHTS.
 - NO DATA OR ELECTRICAL RELOCATIONS ARE TO VIOLATE THE INTEGRITY OF THE EXISTING RATED WALLS.

PROJECT DATA:
 INTERIOR SPACE RENOVATION
 CATEGORY OF RENOVATION: ALTERATION LEVEL 2 (AS PER EXISTING BUILDING FBC 7TH EDITION 2020)
 CLASS OF REHABILITATION OF WORK - MODIFICATION
 PER N.F.P.A. 101 CHAPTER 43
 OCCUPANCY - 195 PERSONS

OCCUPANCY TABULATION PER FBC 2020 TABLE

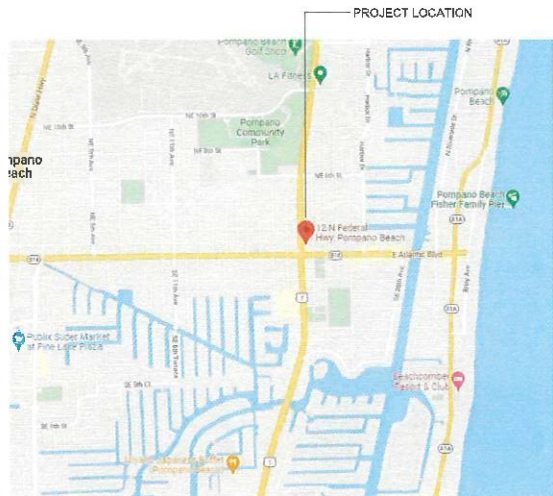
R/M #	NAME	OCCUPANCY	AREA	S.F./PERSON	MAX OCCUPANTS
108	DINING AREA	ASSEMBLY	891 SF	15	59
109	BAR SEATING	ASSEMBLY	912 SF	15	61
102	KITCHEN	KITCHEN, COMMERCIAL	1,440 SF	200	7
106	MEN'S	(NONE)	56 SF		
107	WOMEN'S	(NONE)	63 SF		
110	OUTDOOR PATIO	ASSEMBLY	871 SF	15	58
TOTAL			2,887 SF		195

MINIMUM PLUMBING FACILITIES REQUIRED PER FBC2020 TABLE 403.1

PERSONS:	MALE	FEMALE
195	98	98
	LAVATORIES - 1	LAVATORIES - 1
	WATER CLOSETS - 1	WATER CLOSETS - 1

SERVICE SINK 1
 DRINKING FOUNTAINS: WHERE RESTAURANTS PROVIDE DRINKING WATER IN A CONTAINER FREE OF CHARGE. DRINKING FOUNTAINS SHALL NOT BE REQUIRED IN THOSE RESTAURANTS. IN OTHER OCCUPANCIES WHERE DRINKING FOUNTAINS ARE REQUIRED, WATER DISPENSERS SHALL BE PERMITTED TO BE SUBSTITUTED FOR NOT MORE THAN 50% OF THE REQUIRED NUMBER OF DRINKING FOUNTAINS. AS PER FBCP2017 SECTION 410.4

LOCATION PLAN



FLOOD PLAN



FLOOD PLAN ELEVATION DATA
FLOOD ZONE: 12011C0376H

ABBREVIATIONS

AT	CONTINUOUS	F.L.B.	FOOT POUND	MEZZ	MEZZANINE	RM(S)	ROOM(S)
A.F.C.	ABOVE FINISHED CEILING	CONTR.	CONTRACTOR	FTG	FOOTING	S.S.	STAINLESS STEEL
A.F.F.	ABOVE FINISHED FLOOR	COOR.	CORRIDOR	GA	GAUGE	S.C.	SOLIC CORE
AIA	AMER. INST. OF ARCHITECTS	CPT	CARPET	FL	GALLON	SECT.	SECTION
AIEE	AMER. INST. OF ELECTRICAL ENGINEERS	CTR	CENTER	GALV.	GALVANIZED	SEP.	SEPARATE
AISC	AM INSTITUTE OF STEEL CONSTRUCTION	CU FT	CUBIC FEET	GC	GENERAL CONTRACTOR	SIM.	SIMILAR
AL, ALUM.	ALUMINUM	CU IN	CUBIC INCH	GL	GLASS	SPEC.(S)	SPECIFICATION(S)
ALT	ALTERNATE	CU YD	CUBIC YARD	GPM	GALLONS PER MINUTE	SPKLR.	SPRINKLER
AMP	AMPERE	D	DEPTH	GYP.	GYPSPUM	SQ.	SQUARE
ASME	AMERICAN SOCIETY OF MECHANICAL ENGINEERS	DBL	DOUBLE	H.HGT.	HEIGHT	STD.	STANDARD
ASTM	AMERICAN SOCIETY FOR TESTING MATERIALS	DEPT	DEPARTMENT	HDWRE	HARDWARE	STL	STEEL
AWG	AMERICAN WIRE GAUGE	DIA	DIAMETER	H.M.	HOLLOW METAL	STRUC.	STRUCTURAL
ALUM.	BOARD	DIAG	DIAGONAL	HR	HOUR	SUSP.	SUSPENDED
B.O.	BY OTHERS	DIM.	DIMEN. DIMENSION	H.R.	HANDRAIL	TEL.	TELEPHONE
BTU	BRITISH THERMAL UNIT	DIV	DIVISION	IN.	INCH	THK	THICK/THICKNESS
CAB.	CABINET	DN	DOWN	INFO.	INFORMATION	TYP.	TYPICAL
CEIL.	CEILING	DWG	DRAWING	INSUL.	INSULATE, INSULATING, INSULATIONS	U.L.C.	UNDERWRITER'S LABORATORIES
CEM.	CERAMIC	EL	ELEVATION	JAN.	JANITORE	U.O.C.	UNLESS OTHERWISE NOTED
CFM	CUBIC FEET PER MINUTE	ELEV	ELEVATOR	KD	KNOCK DOWN	VCT	VINYL COMPOSITE TILE
CH.	CEILING HEIGHT	ELEC	ELECTRICAL	KO	KNOCK OUT	VL.R.F.	VERIFY IN FIELD
CL.	CENTERLINE	ENG.	ENGINEER	KW	KILOWATT	VS.	VERSUS
CLKG	CAULKING	EQ	EQUAL	LAV.	LAVATORY	VDL	VOLUME
CLD	CLOSE	EQUIP	EQUIPMENT	LB	POUND	W	WIDTH
CLR	CLEAR	EXG.	EXIST EXISTING	LH	LEFT HAND	W/	WITH
COL.	COLUMN	EXP	EXPOSED	LHR	LEFT HAND REVERSE	WC	WATER CLOSET
CONC.	CONCRETE	FIN.	FINISH	LIN.	LINEAR	WCV	WALLCOVERING
CONSTR.	CONSTRUCTION	FLR.	FLOOR	LT	LIGHT	WD	WOOD
		FT.	FOOT	MANUF	MANUFACTURER	W/O	WITHOUT
		FRF	FIREPROOF	MATL.	MATERIAL	W/P	WATERPROOF
		FIX	FIXTURE	MAX	MAXIMUM	WT.	WEIGHT
		F.P.S.C.	FIREPROOF SELF CLOSING	MECH	MECHANICAL	YD	YARD
				MED	MEDIUM		
				REQ'D	REQUIRED		

BLDG. DEPT. NOTES

FOLLOWING ARE THE PLANS OUTLINING THE SCOPE OF WORK REQUIRED FOR:
 RIKO'S PIZZA POMPANO BEACH. THE REFRESH OF EXISTING SPACE WILL CONSIST OF THE REMOVAL OF ALL PREVIOUS TENANT FINISHES WITH MODIFICATIONS TO WALLS WHERE APPLICABLE TO ALLOW FOR NEW WALL, FLOOR AND CEILING FINISHES FOR NEW TENANT. ALL EXISTING INFRASTRUCTURE FOR BASE BUILDING ARCHITECTURE, MECHANICAL, ELECTRICAL AND PLUMBING TO REMAIN IN PLACE OUTSIDE OF TENANT SUITE.
 NEW THE ADDITION OF THE COMMERCIAL KITCHEN WILL CHANGE THE USE GROUP OF THIS SPACE FROM BUSINESS TO
APPLICABLE CODES:
 2020 FLORIDA BUILDING CODE 6th Edition, BUILDING (FBC-B)
 2020 FLORIDA BUILDING CODE 6th Edition, EXISTING BUILDING (FBC-EB) 2020 FLORIDA BUILDING CODE 6th Edition, MECHANICAL (FBC-M)
 2020 FLORIDA BUILDING CODE 6th Edition, PLUMBING (FBC-P)
 2020 FLORIDA FIRE PREVENTION CODE 6th Edition (FFPC) NATIONAL ELECTRICAL CODE EDITION (LATEST EDITION)
 2020 FLORIDA BUILDING CODE 6th Edition ACCESSIBILITY

TOTAL AREA:
 AREA OF RESTAURANT OCCUPANCY: 1,911 SF
 AREA OF KITCHEN COMMERCIAL: 1,140 SF

CODE DATA- FBC 2020 CHAPTER 3 & 5:

OCCUPANCY TYPE: PER PROJECT
CONSTRUCTION TYPE: FBC (RENOVATION IS NOT TOUCHING EXISTING STRUCTURE, AND RATED ASSEMBLIES. HOURLY RATINGS TO REMAIN AS IS PER CODE)
OF STORIES ABOVE GRADE: 1
OF STORIES BELOW GRADE: 0
HIGH RISE: NO
COVERED MALL: NO
FULLY SPRINKLERED: NO
FIRE ALARM: YES
FIRE CONTROL ROOM: NO
AUTHORITY HAVING JURISDICTION: CITY OF POMPANO BEACH

PROJECT DATA:
 CATEGORY OF RENOVATION:
 ALTERATIONS SINGLE STORY BUILDING (AS PER EXISTING BUILDING FBC-2020) CLASS OF REHABILITATION OF WORK - MODIFICATION PER N.F.P.A. 101 CHAPTER 43. NO CHANGE OF USE ZONING COMPLIANCE: THIS IS AN INTERIOR RENOVATION ONLY. NO STRUCTURAL NOR EXTERIOR SCOPE OF WORK

ARCHITECT:
MKDA
 ARCHITECTURE + PLANNING + INTERIORS + BRAND/ING
 2750 NW 3RD AVENUE, SPACE 8
 MIAMI, FLORIDA 33127
 Tel: 305-873-6800
 AA200002738 ID20001526
 MKDA FL, LLC 6/2021

The drawing is the property of MKDA FL, LLC unless otherwise provided for by contract. The contents of this drawing are confidential and shall not be transmitted to any party except as authorized by the Architect/Engineer of Record.

CLIENT:
RIKO'S
 12 NORTH FEDERAL HIGHWAY
 POMPANO BEACH, FL
 GROUND FLOOR

MEP ENGINEER:
 Joe Spasovski, P.E.
 International Consulting Engineers & Design
 4310 West Broward Blvd, Plantation FL 33317
 (954) 707-6795
 joe@iceengineering.com

FOOD SERVICE CONSULTANT:
 WEVERTON SCHUB
 GLOBE EQUIPMENT COMPANY
 weverton@globesquipment.com

02/02/2023	ISSUED FOR PERMIT
12/06/2022	ISSUED FOR PRICING
DATE	ISSUE

Scale	PER PROJECT
Drawn	LB
Checked	
Approved	

SEAL & SIGNATURE

STATE OF FLORIDA
 REGISTERED ARCHITECT
 brett hertzler
 2023.02.03
 15:36:06-05'00"

BRETT W. HERTZLER, R.A.
 FLORIDA LICENSE NO. AR98703

PROJECT NAME:
RIKO'S PIZZA
 12 NORTH FEDERAL HIGHWAY POMPANO
 BEACH, FL
 GROUND FLOOR

DESCRIPTION:

COVER SHEET

001 C-0.1