



4640 SOUTH 36TH STREET

PHOENIX, ARIZONA 85040

+/- 6,188 Square Foot Industrial Building

\$1.70 PSF + NNN

Approx. 1,000 SF Office Area

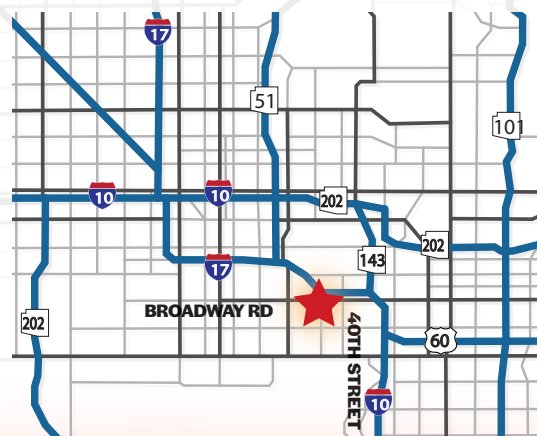
+/- 33,000 Square Foot Lot Size

Building Height: 22'

APN #122-72-047A

Available Spring 2026



IND-PK Zoning



Bo Sederstrom

Senior Vice President
602.330.1917
bo@citywidecre.com

2122 East Highland Avenue, Suite 225 • Phoenix, Arizona 85016 • 602.313.1000 • citywidecre.com



Bo Sederstrom

Senior Vice President
602.330.1917
bo@citywidecre.com

2122 East Highland Avenue, Suite 225 • Phoenix, Arizona 85016 • 602.313.1000 • citywidecre.com



Bo Sederstrom

Senior Vice President
602.330.1917
bo@citywidecre.com

2122 East Highland Avenue, Suite 225 • Phoenix, Arizona 85016 • 602.313.1000 • citywidecre.com