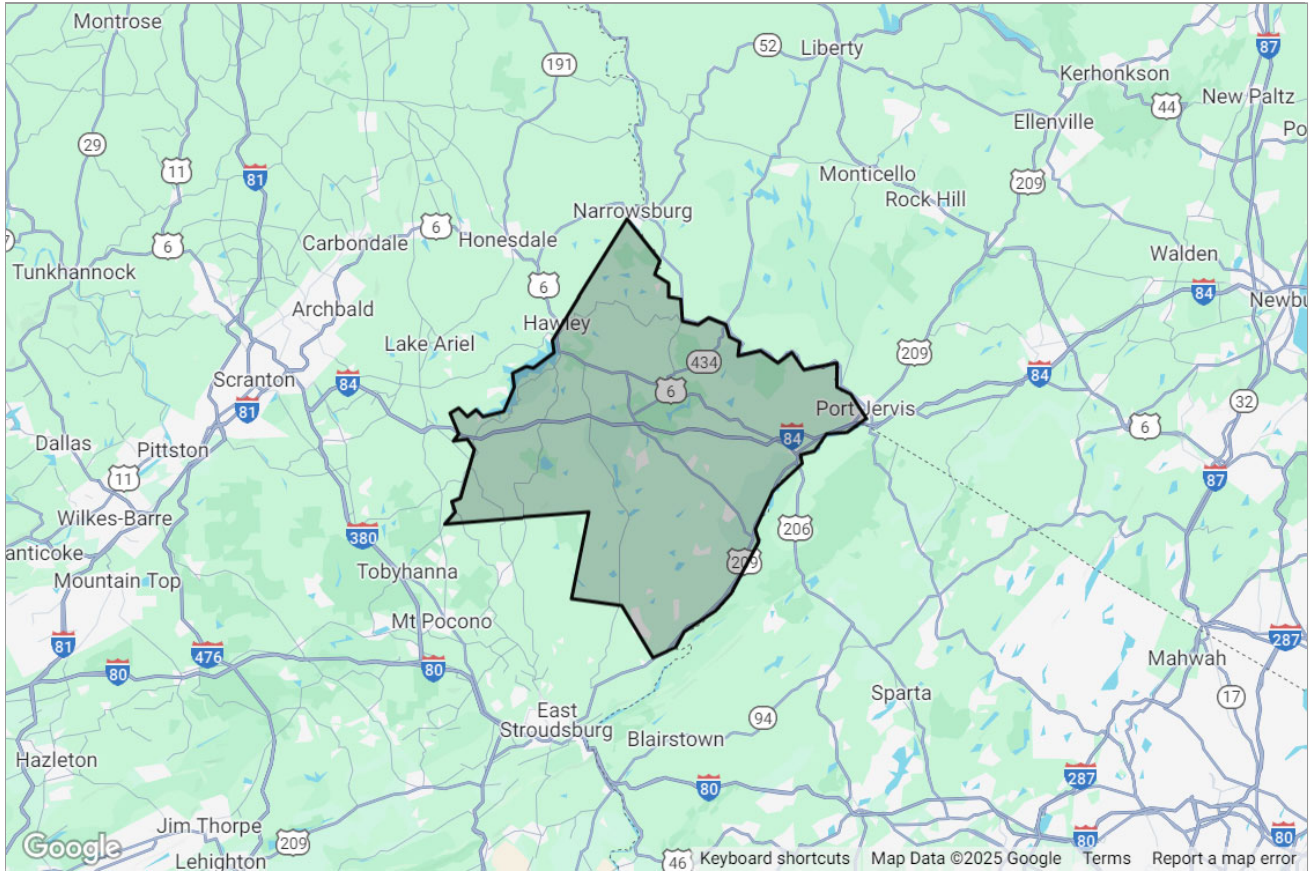




TRADE AREA ANALYSIS

Best Places to Find Your Customers Within Pike County, Pennsylvania



Presented by

Beth Hogan

Pennsylvania Real Estate License: RS360160

Work: (888) 397-7352 x1106 | Mobile: 570-223-4162

Main: beth.hogan.exp@gmail.com

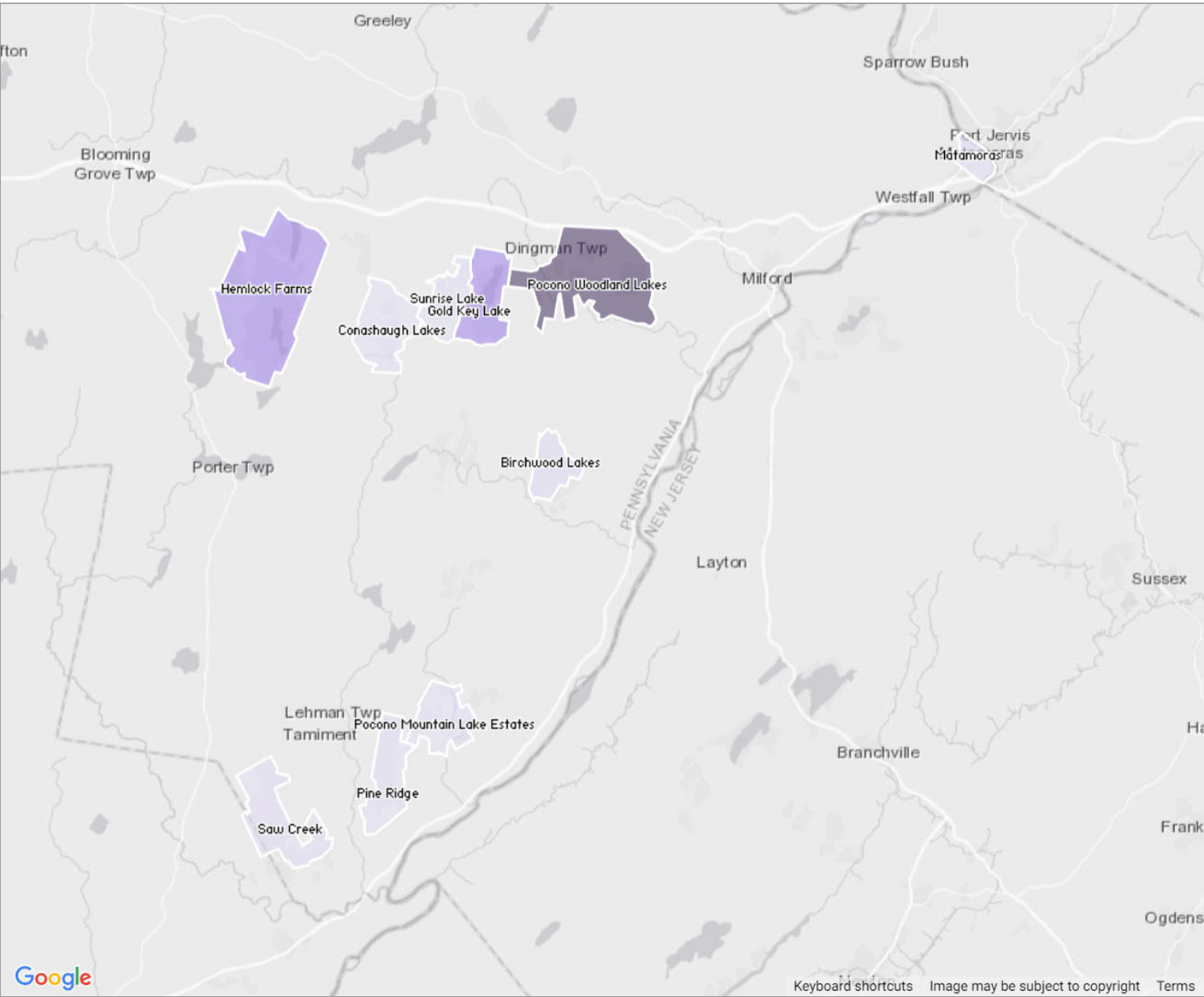
Office: bethhogan.exp Realty.com

eXp Realty

630 Freedom Business Center Drive, Suite 300
King Of Prussia, PA 19406

Area Searched: Pike County, Pennsylvania

RPR searched within your subject area for the places that are the best matches based on the criteria you selected below.













Criteria Used for Analysis

Finance and Insurance 672 (6.0%)	Administrative Support and Waste Management 672 (6.0%)	Health Care and Social Assistance 1,427 (12.8%)	Professional, Scientific and Technical 642 (5.8%)	Information 203 (1.8%)
--	--	---	---	--

Ranking of Search Results

This grid ranks your analysis results. The trade areas with the best matches to your criteria are shown first. The results include the name of the trade area and how the area scored for each of the selected criteria.



Rank	Cities	Finance and Insurance <i>Count & percent of workers</i>	Administrative Support and Waste Management <i>Count & percent of workers</i>	Health Care and Social Assistance <i>Count & percent of workers</i>	Professional, Scientific and Technical <i>Count & percent of workers</i>	Information <i>Count & percent of workers</i>
	Pocono Woodland Lakes, Pennsylvania	176 10.4%	105 6.2%	222 13.1%	63 3.7%	20 1.2%
	Gold Key Lake, Pennsylvania	34 4.0%	69 8.1%	182 21.5%	52 6.1%	36 4.3%
	Hemlock Farms, Pennsylvania	99 5.6%	29 1.6%	144 8.1%	96 5.4%	43 2.4%
	Pine Ridge, Pennsylvania	9 0.7%	102 8.3%	141 11.5%	19 1.5%	25 2.0%
	Saw Creek, Pennsylvania	122 6.9%	46 2.6%	169 9.6%	174 9.9%	13 0.7%
	Birchwood Lakes, Pennsylvania	103 15.3%	38 5.6%	63 9.4%	45 6.7%	27 4.0%
	Conashaugh Lakes, Pennsylvania	60 10.1%	87 14.6%	108 18.2%	—	—
	Matamoras, Pennsylvania	43 3.0%	22 1.5%	246 17.2%	136 9.5%	11 0.8%
	Pocono Mountain Lake Estates, Pennsylvania	—	129 26.6%	40 8.2%	18 3.7%	13 2.7%
	Sunrise Lake, Pennsylvania	26 4.0%	45 7.0%	112 17.4%	39 6.0%	15 2.3%

Analysis Criteria Information

Finance and Insurance
Count & percent of workers

2024 Industry: Finance/Insurance (Esri)
Data Source: U.S. Census American Community Survey via Esri, 2024
Update Frequency: Annually

**Administrative Support and
Waste Management**
Count & percent of workers

2024 Industry: Admin/Support/Waste Management Services (Esri)
Data Source: U.S. Census American Community Survey via Esri, 2024
Update Frequency: Annually

**Health Care and Social
Assistance**
Count & percent of workers

2024 Industry: Health Care/Social Assistance (Esri)
Data Source: U.S. Census American Community Survey via Esri, 2024
Update Frequency: Annually

**Professional, Scientific and
Technical**
Count & percent of workers

2024 Industry: Professional/Scientific/Tech Services (Esri)
Data Source: U.S. Census American Community Survey via Esri, 2024
Update Frequency: Annually

Information
Count & percent of workers

2024 Industry: Information (Esri)
Data Source: U.S. Census American Community Survey via Esri, 2024
Update Frequency: Annually

About RPR (Realtors Property Resource)

- Realtors Property Resource® is a wholly owned subsidiary of the National Association REALTORS®.
- RPR offers comprehensive data – including a nationwide database of 164 million properties – as well as powerful analytics and dynamic reports exclusively for members of the NAR.
- RPR's focus is giving residential and commercial real estate practitioners, brokers, and MLS and Association staff the tools they need to serve their clients.
- This report has been provided to you by a member of the NAR.



About RPR's Data

RPR generates and compiles real estate and other data from a vast array of sources. The data contained in your report includes some or all of the following:

- **Listing data** from our partner MLSs and CIEs, and related calculations, like estimated value for a property or median sales price for a local market.
- **Public records data** including tax, assessment, and deed information. Foreclosure and distressed data from public records.
- **Market conditions and forecasts** based on listing and public records data.
- **Census and employment data** from the U.S. Census and the U.S. Bureau of Labor Statistics.
- **Demographics and trends data** from Esri. The data in commercial and economic reports includes Tapestry Segmentation, which classifies U.S. residential neighborhoods into unique market segments based on socioeconomic and demographic characteristics.
- **Business data** including consumer expenditures, commercial market potential, retail marketplace, SIC and NAICS business information, and banking potential data from Esri.
- **School data and reviews** from Niche.
- **Specialty data sets** such as walkability scores, traffic counts and flood zones.



Update Frequency

- Listings and public records data are updated on a continuous basis.
- Charts and statistics calculated from listing and public records data are refreshed monthly.
- Other data sets range from daily to annual updates.

Learn more

For more information about RPR, please visit RPR's public website: <https://blog.narrpr.com>



Silverline Title and Escrow



exprealty.workplace.com/groups/SilverlineTitle

Join Silverline Title's Workplace group for updates and to get started!

Express Offers



exprealty.workplace.com/groups/ExpressOffersProgramUpdates

eXp 360 Tours



exprealty.workplace.com/groups/eXp360Tours

NOTE: This communication is provided to you for informational purposes only and should not be relied upon by you. The real estate firm identified on this report is not a mortgage lender and so you should contact the mortgage company identified above directly to learn more about its mortgage products and your eligibility for such products.

IntroLend First Cloud



exprealty.workplace.com/groups/IntroLend

Build A Sign



exprealty.workplace.com/groups/BuildASign

Utility Connect



<https://exprealty.workplace.com/groups/UtilityConnect>

America's Preferred Home Warranty



exprealty.workplace.com/groups/AmericasPreferredHomeWarranty

Currencies Direct



exprealty.workplace.com/groups/CurrenciesDirect

The CE Shop



exprealty.workplace.com/groups/TheCEShop