



kw PRINCETON

RiverWalk Office Park
199 & 201 South Main Street
Lambertville, NJ



BUILDING B
199 South Main Street

BUILDING A
201 South Main Street

AVAILABLE for LEASE
Business, Professional & Medical
Office Suites Starting at 760 Sq. Ft.

Welcome to RiverWalk...

RiverWalk is one of Lambertville's most prestigious office settings located along the Delaware Canal with convenient access from South Main Street (Route 29). The award winning design and restoration of historic mill combined with new construction, is a testament to the high level of quality found throughout. The 2 building, 36,000 square feet well maintained office park with architecturally appealing brick exteriors, meticulous landscaping with beautifully creative and contemporary interiors, RiverWalk is an ideal location for your business or company.

PARK FEATURES

- First Class Office Space located on a 3.3 acre park-like setting.
- Buildings have extensive windows providing interior natural light for a positive work environment.
- An abundance of off street parking with immediate access to South Main Street-Route 29.
- Access to the Delaware Raritan Towpath for a short walk or bike ride to Lambertville, New Hope and the many eateries, shopping, lodging, services and amenities.



Contact: Michael Briehler | 609.658.6423

MichaelBriehler@kwCommercial.com | Office: 609.987.8889 | www.kwCommercial.com




COMMERCIAL
REAL ESTATE SERVICES



kw PRINCETON

RiverWalk Office Park 199 & 201 South Main Street Lambertville, NJ




BUILDING A

- Single story with a lower level & upper loft totaling 18,000 sq. ft.
- 24/7 direct access to suites with HVAC individually controlled.



BUILDING B

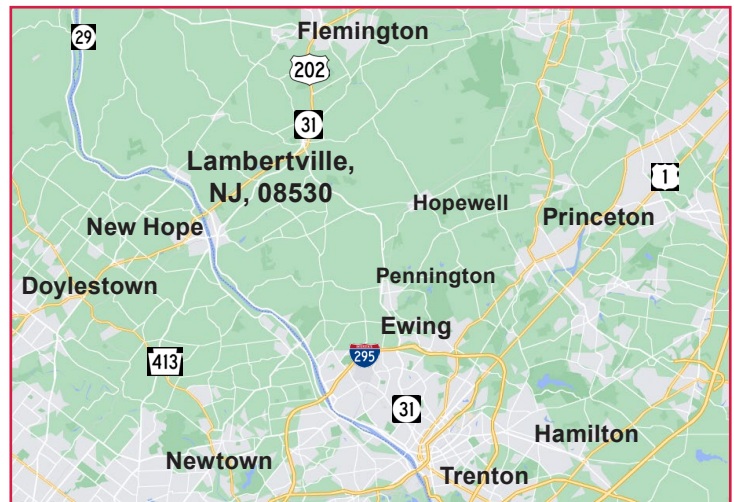
- Three story main building plus a two story section that was the original mill power plant for a total of 18,000 sq. ft.
- 24/7 access by central lobby and elevator with HVAC individually controlled.



LOCATION

Lambertville has been rated as one of the best places to live in New Jersey, now it can be your best place to work with convenient access to:

- New Hope, Pa. .5 miles
- Route 202 1 mile
- Flemington 7 miles
- Route 295 - Ewing 9 miles
- Doyelstown, Pa. 11 miles
- Trenton 12 miles
- Newtown, Pa. 12 miles
- Princeton 14 miles



Contact: Michael Brieher | 609.658.6423

MichaelBrieher@kwCommercial.com | Office: 609.987.8889 | www.kwCommercial.com

