






AVAILABLE

MULTI-TENANT SMALL SHOP SPACE



US-42 & Farmview Drive, Florence, KY 41091

PROPERTY HIGHLIGHTS

-  NEW Grocery Anchored Development coming in 2025
-  Multi-Tenant Space w/Drive-Thru
-  Very visible and easily accessible, with multiple points of signalized access from US-42
-  In close proximity to the new Kroger Marketplace, restaurants, financial institutions, medical office and dense residential
-  **Traffic Counts:**
US-42/Farmview Drive 24,745ADT ('19)

DEMOGRAPHICS

<u>Year 2023</u>	<u>One Mile</u>	<u>Three Mile</u>	<u>Five Mile</u>	<u>10 Min</u>
Estimated Population	9,213	60,440	121,552	274,819
Median Income	\$100,472	\$97,578	\$90,192	\$93,493
Average HH Income	\$123,857	\$119,028	\$109,530	\$115,494
Daytime Population	1,461	17,668	45,883	107,632



Jeffrey J. Smith

jeff@onsiteretailgroup.com
513.924.5262

Andrew R. Feinblatt

andrew@onsiteretailgroup.com
513.268.4456

[CLICK HERE TO VIEW OUR OTHER LISTINGS!](#)



Jeffrey J. Smith
513.924.5262
jeff@OnSiteRetailGroup.com

Andrew R. Feinblatt
513.268.4456
andrew@OnSiteRetailGroup.com

FARMVIEW COMMONS
US-42 & Farmview Drive, Florence, KY 41091



The information herein is produced using data from private and government sources deemed to be reliable and is provided without representation or warranty. Logos are for identification purposes only and may be trademarks of their respective companies. © 2023 OnSite Retail Group, LLC All Rights Reserved.



FARMVIEW COMMONS
Coming Soon

FARMVIEW COMMONS
US-42 & Farmview Drive, Florence, KY 41091

Jeffrey J. Smith
513.924.5262
jeff@OnSiteRetailGroup.com

Andrew R. Feinblatt
513.268.4456
andrew@OnSiteRetailGroup.com



The information herein is produced using data from private and government sources deemed to be reliable and is provided without representation or warranty. Logos are for identification purposes only and may be trademarks of their respective companies. © 2023 OnSite Retail Group, LLC All Rights Reserved.

AVAILABLE



FARMVIEW COMMONS US-42 & Farmview Drive, Florence, KY 41091

The information herein is produced using data from private and government sources deemed to be reliable and is provided without representation or warranty. Logos are for identification purposes only and may be trademarks of their respective companies. © 2023 OnSite Retail Group, LLC All Rights Reserved.

Summary Profile

2010-2020 Census, 2023 Estimates with 2028 Projections
 Calculated using Weighted Block Centroid from Block Groups



Lat/Lon: 38.967/-84.6729

Farmview Commons	1 mi radius	3 mi radius	5 mi radius
Population			
2023 Estimated Population	9,470	61,197	120,841
2028 Projected Population	10,243	65,084	126,241
2020 Census Population	9,088	59,156	118,685
2010 Census Population	7,342	50,269	104,125
Projected Annual Growth 2023 to 2028	1.6%	1.3%	0.9%
Historical Annual Growth 2010 to 2023	2.2%	1.7%	1.2%
2023 Median Age	38.6	37.9	37.5
Households			
2023 Estimated Households	3,574	22,894	46,206
2028 Projected Households	3,878	24,401	48,137
2020 Census Households	3,425	21,642	44,247
2010 Census Households	2,675	18,609	38,822
Projected Annual Growth 2023 to 2028	1.7%	1.3%	0.8%
Historical Annual Growth 2010 to 2023	2.6%	1.8%	1.5%
Race and Ethnicity			
2023 Estimated White	84.9%	84.3%	85.1%
2023 Estimated Black or African American	4.9%	5.6%	5.5%
2023 Estimated Asian or Pacific Islander	5.5%	3.8%	2.8%
2023 Estimated American Indian or Native Alaskan	0.2%	0.2%	0.2%
2023 Estimated Other Races	4.5%	6.1%	6.4%
2023 Estimated Hispanic	3.9%	5.7%	5.9%
Income			
2023 Estimated Average Household Income	\$125,589	\$120,791	\$112,586
2023 Estimated Median Household Income	\$102,824	\$100,004	\$93,385
2023 Estimated Per Capita Income	\$47,398	\$45,253	\$43,112
Education (Age 25+)			
2023 Estimated Elementary (Grade Level 0 to 8)	1.8%	2.7%	2.6%
2023 Estimated Some High School (Grade Level 9 to 11)	1.5%	3.0%	4.1%
2023 Estimated High School Graduate	31.2%	27.1%	29.0%
2023 Estimated Some College	20.7%	19.5%	19.4%
2023 Estimated Associates Degree Only	9.6%	9.1%	9.3%
2023 Estimated Bachelors Degree Only	19.6%	23.7%	23.1%
2023 Estimated Graduate Degree	15.7%	15.0%	12.5%
Business			
2023 Estimated Total Businesses	258	1,711	3,876
2023 Estimated Total Employees	1,461	17,668	45,883
2023 Estimated Employee Population per Business	5.7	10.3	11.8
2023 Estimated Residential Population per Business	36.7	35.8	31.2