



INDEX	SHEET INDEX   REFERENCE PLAN
ID2.0	FINISH KEY   CONTACT INFO ACCESSORIES, LIGHT, AND PLUMBING SCHEDULE
ID2.1	FLOOR, WALL, AND RCP FINISH PLAN

THE DRAWING (CAD FILES OR OTHERWISE), AND INTERIOR DESIGN, INCLUSIVE OF ALL FINISH SECTION, SCHEMATIC DESIGN, DESIGN DEVELOPMENT, AND INTERIOR FURNITURE DESIGN ARE AN INSTRUMENT OF SERVICE AND THE PROPERTY OF WITHIN STUDIO LLC, AND SHALL REMAIN THEIR PROPERTY. THE USE OF THESE DRAWINGS AND INTERIOR FURNITURE PACKAGE SHALL BE RESTRICTED TO THE ORIGINAL SITE FOR WHICH IT WAS PREPARED AND PUBLICATION THERE OF IS EXPRESSLY LIMITED TO SUCH USE. REUSE, REPRODUCTION OR PUBLICATION BY ANY METHOD IN WHOLE OR IN PART IS PROHIBITED WITHOUT WRITTEN CONSENT OF WITHIN STUDIO LLC.

1. ANY CONFLICTS BETWEEN ARCHITECTURAL DRAWINGS AND INTERIOR DESIGN DRAWINGS ARE REQUIRED TO BE REPORTED IN WRITING TO THE ARCHITECT AND THE INTERIOR DESIGNER DURING BIDDING OR NEGOTIATION AND A REQUEST FOR CLARIFICATION WILL BE FURNISHED. THE INTERIOR DESIGNER IS TO BE CONSULTED BEFORE PROCEEDING. THE INTERIOR DESIGNER IS NOT RESPONSIBLE FOR DISCREPANCIES THAT ARISE DUE TO CHANGES BY THE ARCHITECTS, CONTRACTORS, CONSULTANTS, AND TENANTS OR OWNERS AFTER THE INITIAL PUBLISHED DATE OF THESE DRAWINGS
2. THE SELECTED FURNITURE VENDOR IS REQUIRED TO SITE VERIFY ALL CRITICAL DIMENSION AND NOTIFY BOTH WITHIN STUDIO AND THE GENERAL CONTRACTOR OR THEIR AGENT WITH A REQUEST FOR CLARIFICATION AND AN AMENDMENT TO THE WALL, MILLWORK ETC. IF NECESSARY, WITH NO EXCEPTIONS, ALL COMMUNICATION ON SITE VERIFY IS TO BE IN WRITING.
3. ALL ELECTRICAL LAYOUTS ARE TO BE REVIEWED BY THE SELECTED FURNITURE VENDOR AND PDFS AND CAD DRAWINGS MUST BE SUBMITTED IF ANY CHANGES OR MOVEMENT OF ELECTRICAL J-BOXES OR TIE-BARS ARE REQUIRED. THE SUBMISSION OF ELECTRICAL REVISIONS BY THE FURNITURE VENDOR MUST MEET THE FOLLOWING REQUIREMENTS:
  - a. THE SUBMITTAL MUST SHOW THE DIMENSIONS OF THE CHANGE FROM THE ORIGINAL LOCATION.
  - b. THE SUBMITTAL MUST INDICATE BY A KEY OR A RED REVISION CLOUD THE LOCATION ON PLAN OF THE CHANGE.
  - c. THE SUBMISSION IS TO BE PROVIDED TO WITHIN STUDIO AND THE ARCHITECT NO LATER THAN 30 DAYS FROM THE DATE OF THE PROJECT AWARD. NO EXCEPTIONS.

## FINISH KEY

ACT-1	ACOUSTICAL CEILING TILE: ARMSTRONG COLLECTION: CALLA 2820 COLOR: BLACK BK SIZE: 24X24 EDGE: SQUARE LAY-IN 15/16
AP-1	ACOUSTIC PANEL: ACOUFELT COLLECTION: FRACTURE/PRISM COLOR: CH01 CHARCOAL
AP-2	ACOUSTIC PANEL: TURF COLLECTION: RIDGE COLOR: 07 BLACK SIZE: 24"   SEE RCP INSTALLATION: MAGNETIC NOTE: PROVIDED BY FURNITURE DEALER
AP-3	ACOUSTIC PANEL: TURF COLLECTION: RIDGE COLOR: 07 BLACK SIZE: 48"   SEE RCP INSTALLATION: MAGNETIC NOTE: PROVIDED BY FURNITURE DEALER
BA-1	WALL BASE: TARKEIT COLLECTION: TIGHTLOCK SIZE: 4.5" FINISH: BLACK B 40
COM-1	COMPOSITE COUNTERTOP: WILSONART SERIES: THINSCAPE COLOR: TS504 VOLAKAS MARBLE EDGE: REVERSE KNIFE EDGE
CPT-1	CARPET: PATCRAFT SERIES: REALIZE COLOR: 00590 ATTAIN SIZE: 24X24 [A] INSTALLATION: QUARTER TURN [B] INSTALLATION: MONOLITHIC
CPT-2	CARPET: PATCRAFT SERIES: REALIZE COLOR: 00592 PROSPERITY SIZE: 24X24 INSTALL: ASHLAR
CPT-3	CARPET: PATCRAFT SERIES: STRUCTURE SLANT COLOR: 00590 CURVE SIZE: 18X36 INSTALL: STAGGER
LVT-1	LUXURY VINYL TILE: PATCRAFT SERIES: INSET 1577V COLOR: IRON SILVER - V2 SIZE: 18X36 INSTALLATION: HALF OFFSET
P-1	PAINT: DUNN EDWARDS COLOR: DET648 WHITE PICKET FENCE WALL SHEEN: EGGSHELL
P-2	PAINT: DUNN EDWARDS COLOR: DET617 WINTER MORN WALL SHEEN: EGGSHELL
P-3	PAINT: DUNN EDWARDS COLOR: DEA002 BLACK CEILING SHEEN: FLAT
P-4	PAINT: DUNN EDWARDS COLOR: DEHW06 NORTH TO ALASKA WALL SHEEN: EGGSHELL
PL-1	PLASTIC LAMINATE: WILSONART COLOR: BLACK VELVET FINISH: TRACELESS ITEM #: 15505-31

## ACCESSORIES SCHEDULE

<b>AC-1</b>	CABINET PULLS: LIBERY HARDWARE
	COLLECTION: STRATFORD
	COLOR: STAINLESS
	SIZE: MATCH EXISTING SIZE + HOLES

## LIGHT SCHEDULE

LT-1	PENDANT LIGHT: BRUCK LIGHTING MFR ID: WEPREN/56M/GRN/ASH SERIES: RENATA COMMERCIAL WOOD PENDANT FINISH: MATTE BLACK/SMOKED SOLID GLASS SIZE: 22" WIDE
LT-2	PENDANT LIGHT: BRUCK LIGHTING SERIES: PAULINA OVAL FINISH: GRAY OAK GYO SIZE: 200 OVL

## PLUMBING SCHEDULE

<b>PF-2</b>	PLUMBING FIXTURE: KOHLER
	COLLECTION: VAULT
	MODEL: K-3894 [UNDERMOUNT] FINISH: STAINLESS STEEL
<b>PF-2</b>	PLUMBING FIXTURE: KOHLER
	COLLECTION: PURIST
	MODEL: K-7505-VW FINISH: VIBRANT STAINLESS

## CONTACT INFORMATION

ACOUFELT  
SABRINA TRUAN  
(248) 829-9961  
sabrina.truan@acoufelt.com

ARMSTRONG  
WILL HOLLIS  
(717) 396-3068  
whollis@armstrongceilings.com

DUNN EDWARDS  
SARAH JONES  
(602) 702-7273  
Sarah.Jones@DunnEdwards.com

PATCRAFT  
CHANTEL COTE  
(480) 310-1926  
chantel.cote@patcraft.com

TARKETT  
SUSAN JONES  
(602) 615-9248  
susan.jones@tarkett.com

TURF  
WILL HOLLIS  
(717) 396-3068  
whollis@armstrongceilings.com

WILSONART  
JOSEPH KLUGER  
(469) 616-6958  
joseph.kluger@wilsonart.com

## FINISH SCHEDULE GENERAL NOTES

1. IT SHALL BE THE SPECIFIC DUTY AND RESPONSIBILITY OF EACH TRADE AND/OR SUPPLIER TO EXAMINE ALL DRAWINGS AND SPECIFICATIONS, AND TO PROVIDE AND/OR INSTALL ALL PROPER MATERIALS PERTAINING TO THEIR PART OF THE WORK AS NECESSARY FOR THE COMPLETE INSTALLATION. THE INSTALLATION OF ALL MATERIALS SHALL CONFORM TO THE RECOMMENDED INSTALLATION INSTRUCTIONS OF THE APPROPRIATE MANUFACTURER, UNLESS NOTED OTHERWISE.
2. THE ROOM FINISH SCHEDULE(S) ARE FOR THE CONVENIENCE OF THE CONTRACTOR(S) TO ASSIST THEM IN UNDERSTANDING AND CONSTRUCTING THE PROJECT. IT IS THE CONTRACTOR'S RESPONSIBILITY TO VERIFY THAT THE FINISH SCHEDULE(S) REFLECT THE DRAWINGS AND SPECIFICATIONS.
3. ANY OMISSIONS OR DISCREPANCIES IN THE DRAWINGS AND SPECIFICATIONS SHALL BE BROUGHT TO THE ATTENTION OF THE INTERIOR DESIGNER BY THE CONTRACTOR PRIOR TO BID OPENING. BIDS RECEIVED SHALL BE CONSIDERED TO INCLUDE ALL MATERIALS FOR A COMPLETE PROJECT. NO EXTRAS SHALL BE ALLOWED.
4. REFER TO THE ARCHITECTURAL REFLECTED CEILING PLAN(S) FOR THE LOCATIONS, HEIGHTS, AND EXTENT OF SOFFITS. ALL SOFFITS SHALL RECEIVE THE SAME FINISH AS THE ADJACENT WALL(S), UNLESS NOTED OTHERWISE.
5. REFER TO THE ROOM FINISH SCHEDULE(S) FOR THE INTERIOR ELEVATIONS FOR THE LOCATION(S) AND EXTENT OF VARIOUS SURFACE AND FINISH MATERIALS IF MORE THAN ONE MATERIAL AND/OR FINISH IS NOTED FOR AN INDIVIDUAL ROOM OR AREA IN THE ROOM FINISH SCHEDULE.
6. PROVIDE TWO PERCENT (2%) EXCESS MATERIALS FOR ALL ROOM FINISH MATERIALS IN EACH STYLE, TYPE AND COLOR. EXCESS MATERIALS SHALL BE KEPT ON SITE BUT NOT BE LIMITED TO ACOUSTICAL CEILING PANELS, CARPET, TILE, BASE, SHEET VINYL, LINOLEUM, VINYL WALL COVERING, CORNER GUARDS, HANDRAILS, WALL PROTECTION, CUBICLE CURTAINS, VERTICAL WINDOW BLINDS, ETC. REFER TO THE PAINT SPECIFICATIONS FOR EXCESS PAINT MATERIALS.
7. PRIOR TO THE INSTALLATION OF ALL FLOOR COVERING MATERIALS, CONTRACTOR SHALL PERFORM MOISTURE TESTING OF ALL CONCRETE FLOOR SLABS TO INSURE THAT EACH FLOOR COVERING INSTALLATION MEETS EACH FLOOR COVERING MANUFACTURER'S MAXIMUM ACCEPTABLE MOISTURE EMISSION LEVELS. MOISTURE TESTING SHALL OCCUR AFTER THE BUILDING DRYING AND MOISTURE VAPOR BARRIER HAS BEEN TURNED ON, AND OPERATIONAL FOR AT LEAST 48 HOURS. SUBMIT RESULTS OF MOISTURE TESTING TO ARCHITECT FOR APPROVAL. IF NECESSARY DUE TO INCREASED MOISTURE EMISSION LEVELS, CONTRACTOR SHALL PROVIDE OPTIONAL FLOOR COVERING ADHESIVE DESIGNED FOR HIGHER THAN NORMAL MOISTURE EMISSION LEVELS.
8. ALL FLOORING TRANSITIONS SHALL BE CENTERED UNDER THE DOOR WHEN IN THE CLOSED POSITION, WHERE APPLICABLE, UNLESS OTHERWISE NOTED.

## FINISH KEY | CONTACT INFO

## ACCESSORIES, LIGHT, AND PLUMBING SCHEDULE

# SCOTTSDALE GATEWAY II

8901 E MOUNTAIN VIEW RD | SCOTTSDALE, AZ 85258

[illegible]

PLOT DATE	AUGUST 09, 2015
PROJECT NUMBER	9140

# ID 2.0

PLOTTED SCALE	AS NOTED
---------------	----------

1. IT SHALL BE THE SPECIFIC DUTY AND RESPONSIBILITY OF EACH TRADE AND/OR SUPPLIER TO EXAMINE ALL DRAWINGS AND SPECIFICATIONS, AND TO PROVIDE AND/OR INSTALL ALL PROPER MATERIALS PERTAINING TO THEIR PART OF THE WORK AS NECESSARY FOR A COMPLETE INSTALLATION. THE INSTALLATION OF ALL MATERIALS SHALL CONFORM TO THE RECOMMENDED INSTALLATION INSTRUCTIONS OF THE APPROPRIATE MANUFACTURER, UNLESS NOTED OTHERWISE.
2. THE ROOM FINISH SCHEDULE(S) ARE FOR THE CONVENIENCE OF THE CONTRACTOR(S) TO ASSIST THEM IN UNDERSTANDING AND CONSTRUCTING THE PROJECT. IT IS THE CONTRACTOR'S RESPONSIBILITY TO VERIFY THAT THE FINISH SCHEDULE(S) REFLECT THE DRAWINGS AND SPECIFICATIONS.
3. ANY OMISSIONS OR DISCREPANCIES IN THE DRAWINGS AND SPECIFICATIONS SHALL BE BROUGHT TO THE ATTENTION OF THE INTERIOR DESIGNER BY THE CONTRACTOR PRIOR TO BID OPENING. BIDS RECEIVED SHALL BE CONSIDERED TO INCLUDE A BID FOR A COMPLETE PROJECT, NO EXTRAS SHALL BE ALLOWED.
4. REFER TO THE ARCHITECTURAL REFLECTED CEILING PLAN(S) FOR THE LOCATIONS, HEIGHTS, AND EXTENT OF SOFFITS. ALL SOFFITS SHALL RECEIVE THE SAME FINISH AS THE ADJACENT WALL(S), UNLESS NOTED OTHERWISE.
5. REFER TO THE INTERIOR ELEVATIONS FOR THE LOCATION(S) AND EXTENT OF VARIOUS SURFACE AND FINISH MATERIALS IF MORE THAN ONE MATERIAL AND/OR FINISH IS NOTED FOR AN INDIVIDUAL ROOM OR AREA IN THE ROOM FINISH SCHEDULE.
6. PROVIDE TWO PERCENT (2%) EXCESS MATERIALS FOR ALL ROOM FINISH MATERIALS IN EACH STYLE, TYPE AND COLOR. EXCESS MATERIALS IN EACH STYLE TYPE NOT BE LIMITED TO ACOUSTICAL CEILING PANELS, CARPET, TILE, BASE, SHEET VINYL, LINOLEUM, VINYL WALL COVERING, CORNER GUARDS, HANDRAILS, HAND PROTECTION, CUBICLE CURTAINS, VERTICAL WINDOW BLINDS, ETC. REFER TO THE PAINT SPECIFICATIONS FOR EXCESS PAINT MATERIALS.
7. PRIOR TO THE INSTALLATION OF ALL FLOOR COVERING MATERIALS, CONTRACTOR SHALL PERFORM MOISTURE TESTING OF ALL CONCRETE FLOOR SLABS TO INSURE THAT EACH FLOOR COVERING INSTALLATION MEETS EACH FLOOR COVERING MANUFACTURER'S MAXIMUM ACCEPTABLE MOISTURE EMISSION LEVELS. MOISTURE TESTING SHALL OCCUR AFTER THE BUILDING UNDER CONSTRUCTION HAS BEEN COMPLETELY DRYED OUT AND IS OPERATIONAL FOR AT LEAST 48 HOURS. SUBMIT RESULTS OF MOISTURE TESTING TO ARCHITECT FOR APPROVAL. IF NECESSARY DUE TO INCREASED MOISTURE EMISSION LEVELS, CONTRACTOR SHALL PROVIDE OPTIONAL FLOOR COVERING ADHESIVE DESIGNED FOR HIGHER THAN NORMAL MOISTURE EMISSION LEVELS.
8. ALL FLOORING TRANSITIONS SHALL BE CENTERED UNDER THE DOOR WHEN IN THE CLOSED POSITION, WHERE APPLICABLE, UNLESS OTHERWISE NOTED.

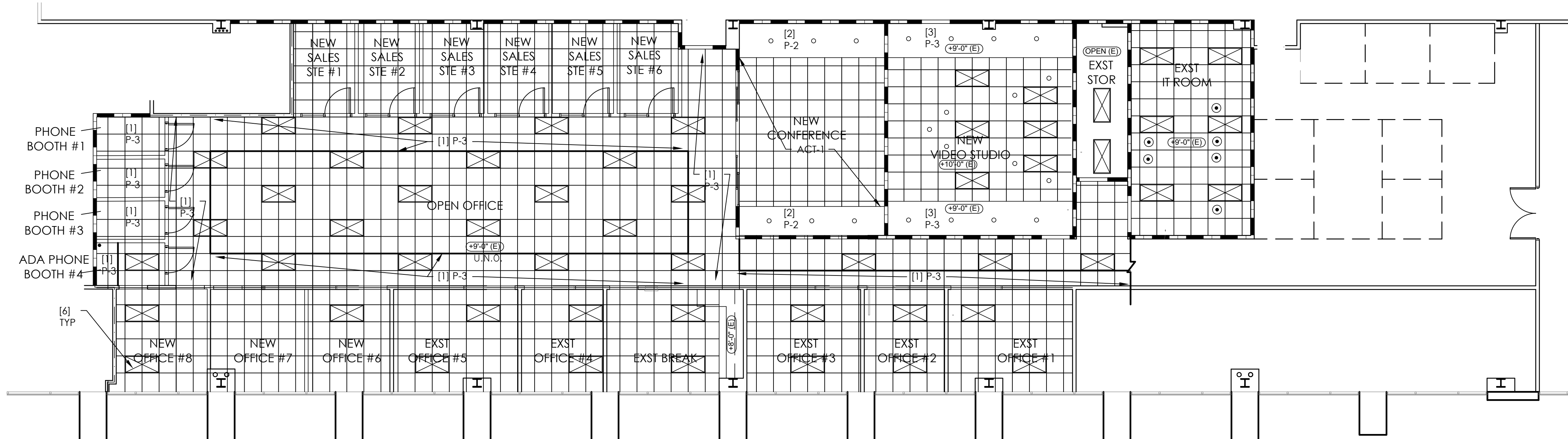
1. EXISTING CEILING GRID + METAL FRAME TO BE PAINTED [P-3]
2. SOFFIT TO BE WRAPPED IN PAINT [P-2]
3. SOFFIT TO BE WRAPPED IN PAINT [P-3]
4. ACOUSTICAL PANELS [AP-2, AP-3] TO BE PLACED ON GRID INTERSECTION THEN EVENLY BETWEEN EACH [ID2.2]
5. PENDANT LIGHT [LT-1] TO BE CENTERED BETWEEN ACOUSTICAL PANELS [AP-3] AND SURROUNDING WALLS [ID2.2]
6. REFER TO ARCHITECTURAL/ELECTRICAL DRAWINGS FOR MAIN LIGHTING TYPES/LOCATION/SPECS

1. BOTH SIDES OF EXISTING DOOR FRAME TO BE SANDED AND PAINTED [P-3]
2. EXISTING WINDOW FRAMES TO BE SANDED AND PAINTED [P-3]
3. INTERIOR DOORS TO BE PLASTIC LAMINATE [PL-1] ON BOTH SIDES
4. BOTH SIDES OF EXISTING DOOR FRAME TO BE SANDED AND PAINTED [P-4]
5. COMPOSITE COUNTERTOP [COM-1] - 1/2" THICK - SQUARE EDGE DETAIL | SELF SUPPORTING COUNTER- NO SUBSTRATE REQUIRED - SEE MANUFACTURER'S INSTALLATION INSTRUCTIONS | 1" OVERHANG REQUESTED | SEE FABRICATION MANUAL OF COUNTERTOP SECTIONS
6. COMPOSITE COUNTERTOP [COM-1] 4" SELF BACK SPLASH ON THREE SIDES
7. ADD PLASTIC LAMINATE FILLER PANEL TO MATCH EXISTING UPPER CABINETS | SCRIBE TO CEILING
8. ADD 1" PLASTIC LAMINATE FILLER PANEL TO MATCH EXISTING LOWER CABINETS UNDER COMPOSITE COUNTERTOP [COM-1]
9. FOR KICKS [PF-1] AND BASES [PF-2] FIXTURES LOCATE FITTINGS & BOWLS TOWARDS WALL THE MAX DIM ALLOWED BY ADA
10. CABINET PULLS [AC-1] TO REPLACE EXISTING

1. BEGIN FULL CARPET TILE [CPT-1] INSTALLATION AT WALL CORNER | USE REMNANTS AT THRESHOLDS
2. CARPET TILE [CPT-1] TO BE DOUBLE STACKED FOR ACCENT BORDER

[illegible]

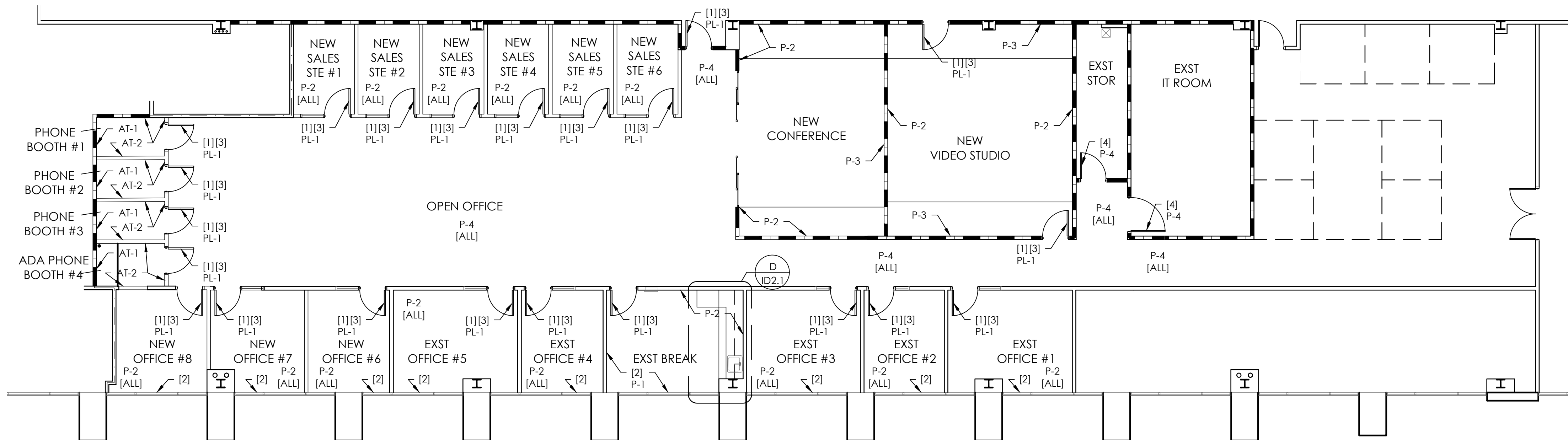
PLOT DATE	AUGUST 09, 2015
PROJECT NUMBER	9140



REFLECTED CEILING PLAN

0 2' 4' 8' 12' 1/8" = 1'-0"

N

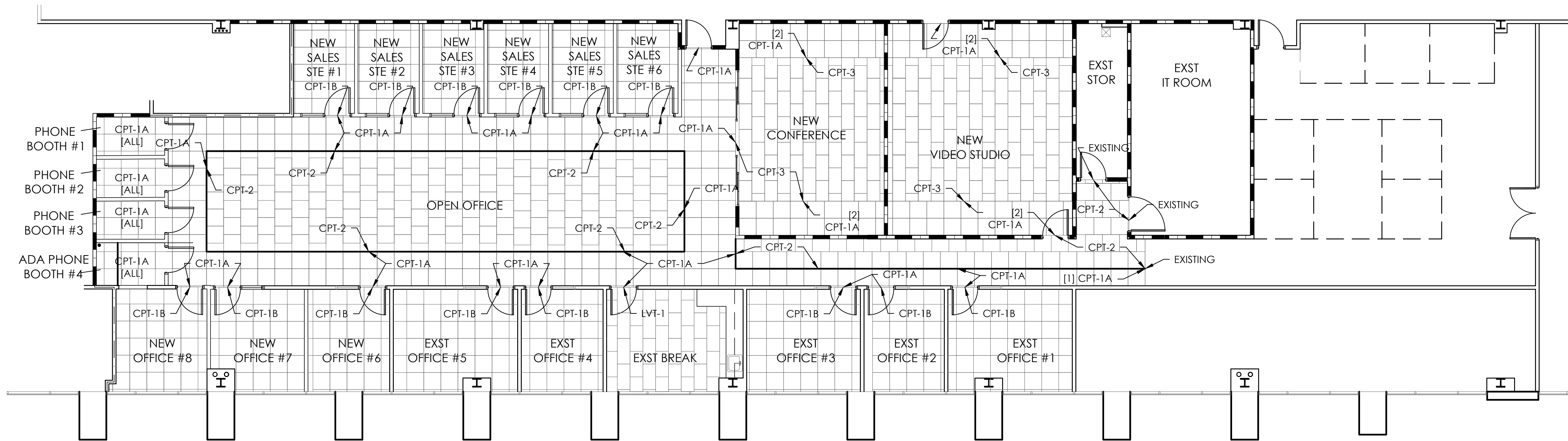


**WALL FINISH PLAN**

0 2' 4' 8' 12'

1/8" = 1'-0"

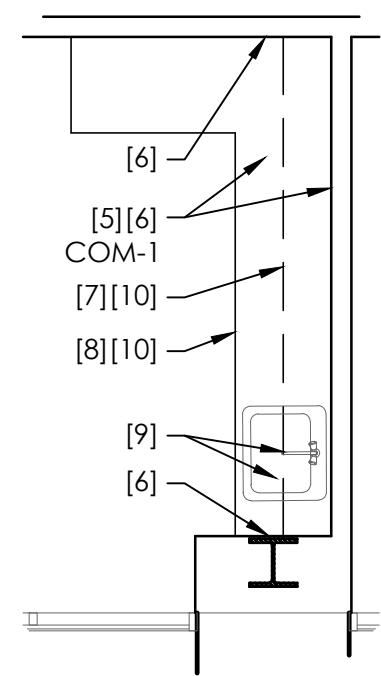
N



**FLOOR FINISH PLAN**

0 2' 4' 8' 12' 1/8" = 1'-0"

N



**D** ENLARGED BREAK ROOM

0 1' 2' 4' 6' 1/4" = 1'-0" N

1. IT SHALL BE THE SPECIFIC DUTY AND RESPONSIBILITY OF EACH TRADE AND/OR SUPPLIER TO EXAMINE ALL DRAWINGS AND SPECIFICATIONS, AND TO PROVIDE AND/OR INSTALL ALL PROPER MATERIALS PERTAINING TO THEIR PART OF THE WORK AS REQUIRED FOR A COMPLETE INSTALLATION. THE INSTALLATION OF ALL MATERIALS SHALL CONFORM TO THE RECOMMENDED INSTALLATION INSTRUCTIONS OF THE APPROPRIATE MANUFACTURER, UNLESS NOTED OTHERWISE.
2. THE ROOM FINISH SCHEDULE(S) ARE FOR THE CONVENIENCE OF THE CONTRACTOR(S) TO ASSIST THEM IN UNDERSTANDING AND CONSTRUCTING THE PROJECT. IT IS THE CONTRACTOR'S RESPONSIBILITY TO VERIFY THAT THE FINISH SCHEDULE(S) REFLECT THE DRAWINGS AND SPECIFICATIONS.
3. ANY OMISSIONS OR DISCREPANCIES IN THE DRAWINGS AND SPECIFICATIONS SHALL BE BROUGHT TO THE ATTENTION OF THE INTERIOR DESIGNER BY THE CONTRACTOR PRIOR TO BID OPENING. BIDS RECEIVED SHALL BE CONSIDERED TO INCLUDE ALL ITEMS FOR A COMPLETE PROJECT. NO EXTRAS SHALL BE ALLOWED.
4. REFER TO THE ARCHITECTURAL REFLECTED CEILING PLAN(S) FOR THE LOCATIONS, HEIGHTS, AND EXTENT OF SOFFITS. ALL SOFFITS SHALL RECEIVE THE SAME FINISH AS THE ADJACENT WALL(S), UNLESS NOTED OTHERWISE.
5. REFER TO THE PLANS FOR INTERIOR ELEVATIONS FOR THE LOCATION(S) AND EXTENT OF VARIOUS SURFACE AND FINISH MATERIALS IF MORE THAN ONE MATERIAL AND/OR FINISH IS NOTED FOR AN INDIVIDUAL ROOM OR AREA IN THE ROOM FINISH SCHEDULE.
6. PROVIDE TWO PERCENT (2%) EXCESS MATERIALS FOR ALL ROOM FINISH MATERIALS IN EACH SHADE, TYPE AND COLOR. EXCESS MATERIALS SHALL BE INCLUDED BUT NOT BE LIMITED TO ACOUSTICAL CEILING PANELS, CARPET, TILE, BASE, SHEET VINYL, LINOLEUM, VINYL WALL COVERING, CORNER GUARDS, HANDRAILS, WALL PROTECTION, CUBICLE CURTAINS, VERTICAL WINDOW BLINDS, ETC. REFER TO THE PAINT SPECIFICATIONS FOR EXCESS PAINT MATERIALS.
7. PRIOR TO THE INSTALLATION OF ALL FLOOR COVERING MATERIALS, CONTRACTOR SHALL PERFORM MOISTURE TESTING OF ALL CONCRETE FLOOR SLABS TO INSURE THAT EACH FLOOR COVERING INSTALLATION MEETS EACH FLOOR COVERING MANUFACTURER'S MAXIMUM ACCEPTABLE MOISTURE EMISSION LEVELS. MOISTURE TESTING SHALL OCCUR AFTER THE BUILDING UNDERLAYS AND MOISTURE BARRIER SYSTEMS ARE INSTALLED ON AND OPERATIONAL FOR AT LEAST 48 HOURS. SUBMIT RESULTS OF MOISTURE TESTING TO ARCHITECT FOR APPROVAL. IF NECESSARY DUE TO INCREASED MOISTURE EMISSION LEVELS, CONTRACTOR SHALL PROVIDE OPTIONAL FLOOR COVERING ADHESIVE DESIGNED FOR HIGHER THAN NORMAL MOISTURE EMISSION LEVELS.
8. ALL FLOOR COVERING TRANITIONS SHALL BE CENTERED UNDER THE DOOR WHEN IN THE CLOSED POSITION, WHERE APPLICABLE, UNLESS OTHERWISE NOTED.

1. EXISTING CEILING GRID + METAL FRAME TO BE PAINTED [P-3]
2. SOFFIT TO BE WRAPPED IN PAINT [P-2]
3. SOFFIT TO BE WRAPPED IN PAINT [P-3]
4. ACOUSTICAL PANELS [AP-2, AP-3] TO BE PLACED ON GRID INTERSECTION THEN EVENLY BETWEEN EACH [ID2.2]
5. PENDANT LIGHT [LT-1] TO BE CENTERED BETWEEN ACOUSTICAL PANELS [AP-3] AND SURROUNDING WALLS [ID2.2]
6. REFER TO ARCHITECTURAL/ELECTRICAL DRAWINGS FOR MAIN LIGHTING TYPES/LOCATION/SPECS

[illegible]

PLOT DATE	AUGUST 09, 2015
PROJECT NUMBER	9140

PLOTTED SCALE	AS NOTED
---------------	----------