

Premier Retail Land Available

NEQ Southern Blvd & Binks Forest Dr | Loxahatchee Groves, FL



MICHAEL WEISS
954.703.3647 | michael.weiss@srsre.com

BRANDON WOULFE
954.703.3604 | brandon.woulfe@srsre.com

The Mall at Wellington Green
Dillard's CITY FURNITURE
JCPenney ★ macy's



For Lease

NEQ Southern Blvd &
Binks Forest Dr
Loxahatchee Groves, FL

* Prime highway frontage

Property Specifications

SPACE AVAILABLE

Up to 10,000 SF

PARCEL SIZE

1 - 5 AC



About the Property

- Prime retail development opportunity located on the NEQ of Southern Blvd & Binks Forest Dr, offering excellent visibility and easy access
- Positioned along one of the region's most active commercial corridors
- High daily traffic volume on Southern Blvd provides strong exposure to both local residents and regional commuters
- Surrounded by established residential neighborhoods, creating a built-in customer base and consistent daytime population
- Situated in an active growth market with steady new development and increasing consumer demand

Traffic Counts

Southern Blvd	51,000 VPD
Binks Forest Dr	17,900 VPD
Seminole Pratt Whitney Rd	25,500 VPD

Year: 2025 | Source: FDOT

Nearby Retailers

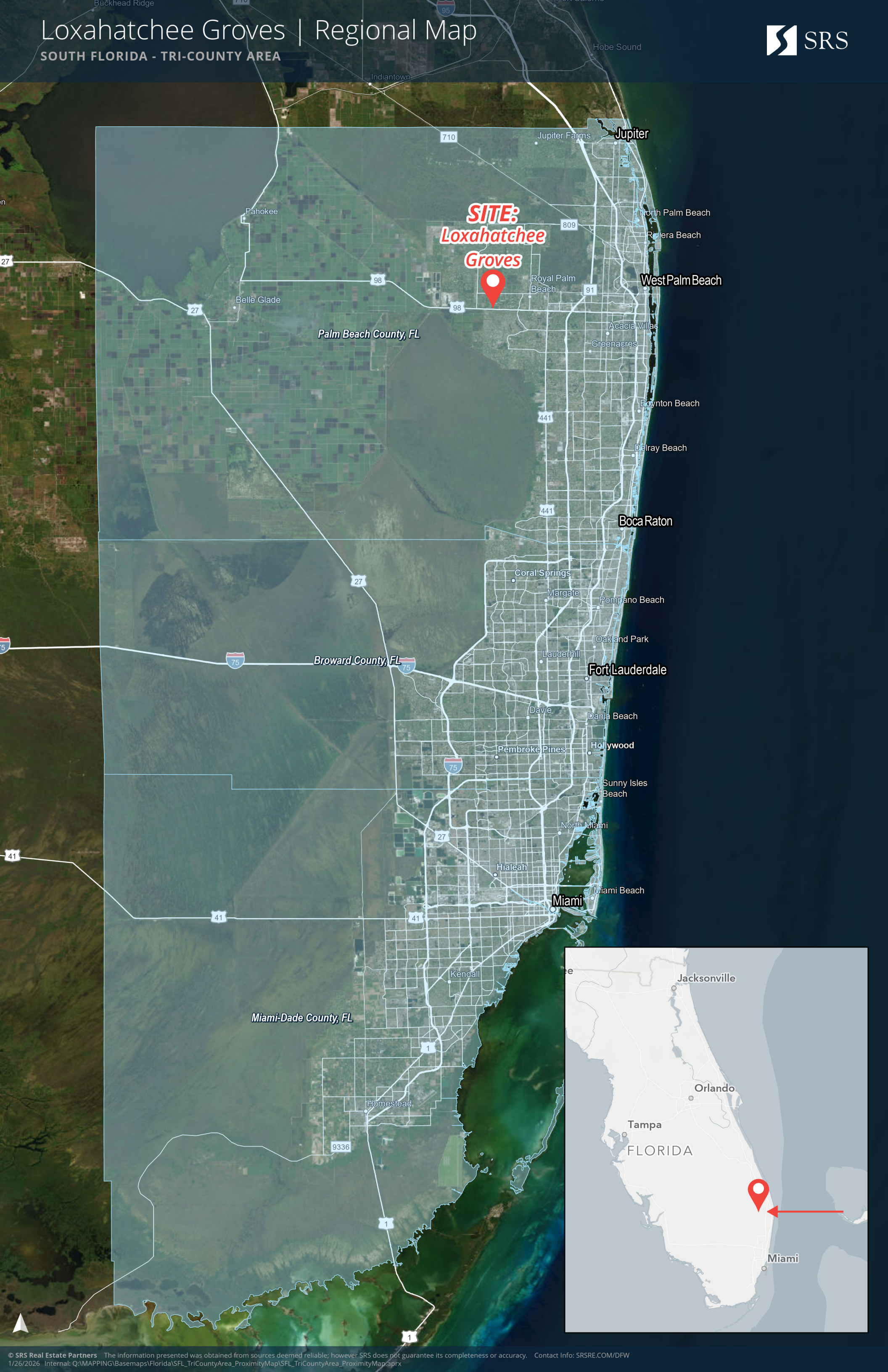


MICHAEL WEISS
954.703.3647 | michael.weiss@srsre.com

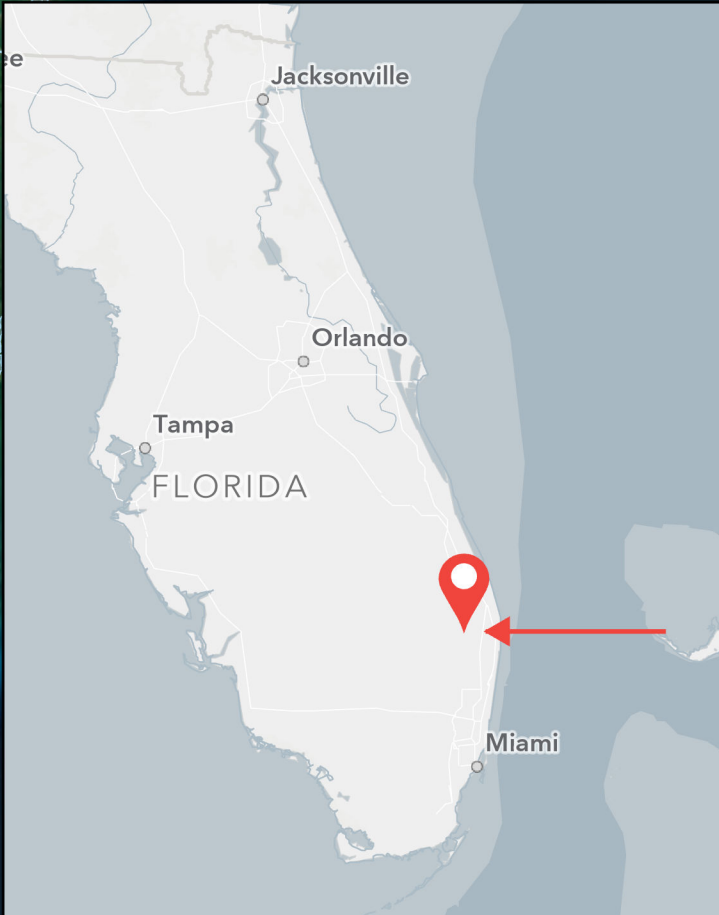
BRANDON Woulfe
954.703.3604 | brandon.woulfe@srsre.com

Loxahatchee Groves | Regional Map

SOUTH FLORIDA - TRI-COUNTY AREA



SITE:
Loxahatchee
Groves



Loxahatchee Groves | Zoom-Out

Loxahatchee Groves, FL



PROPOSED
LOWE'S
Walmart
Publix

Winn/Dixie

WEST LAKE

SEMINOLE PRATT WHITNEY RD 25,500 VPD

LOXAHATCHEE GROVES

SITE

Cypress Key Shoppes



HCA Florida Hospital

Publix

SOUTHERN BLVD

PALM BEACH STATE COLLEGE

TRACTOR SUPPLY CO

Publix

51,000 VPD

80,900 VPD



Southern Palm Crossing



WELLINGTON

17,900 VPD

The Mall at Wellington Green



Loxahatchee Groves | Zoom-In

Loxahatchee Groves, FL



PALM BEACH STATE COLLEGE

TSC TRACTOR SUPPLY CO.

Publix.

PALM BEACH ORTHOPAEDIC INSTITUTE
EXPERIENCE LIFE IN MOTION

HOME 2 SUITES BY HILTON
94 Rooms

Wendy's

DD

7 ELEVEN

Wawa

Car Wash

Culver's
FRESH CUSTARD BUTTERBURGER

SOUTHERN BLVD

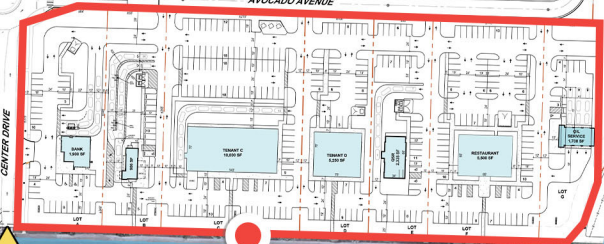


Auto Zone

ALDI

PANDA EXPRESS
COMFORT CHINESE FOOD

HEARTLAND DENTAL



51,000 VPD

SITE

Binks Forest Elementary School
1,048 Students

BINKS FOREST DR



 **LOI SIGNED**

SITE

GROVES TOWN CTR DRIVR

C ROAD



SOUTHERN BOULEVARD

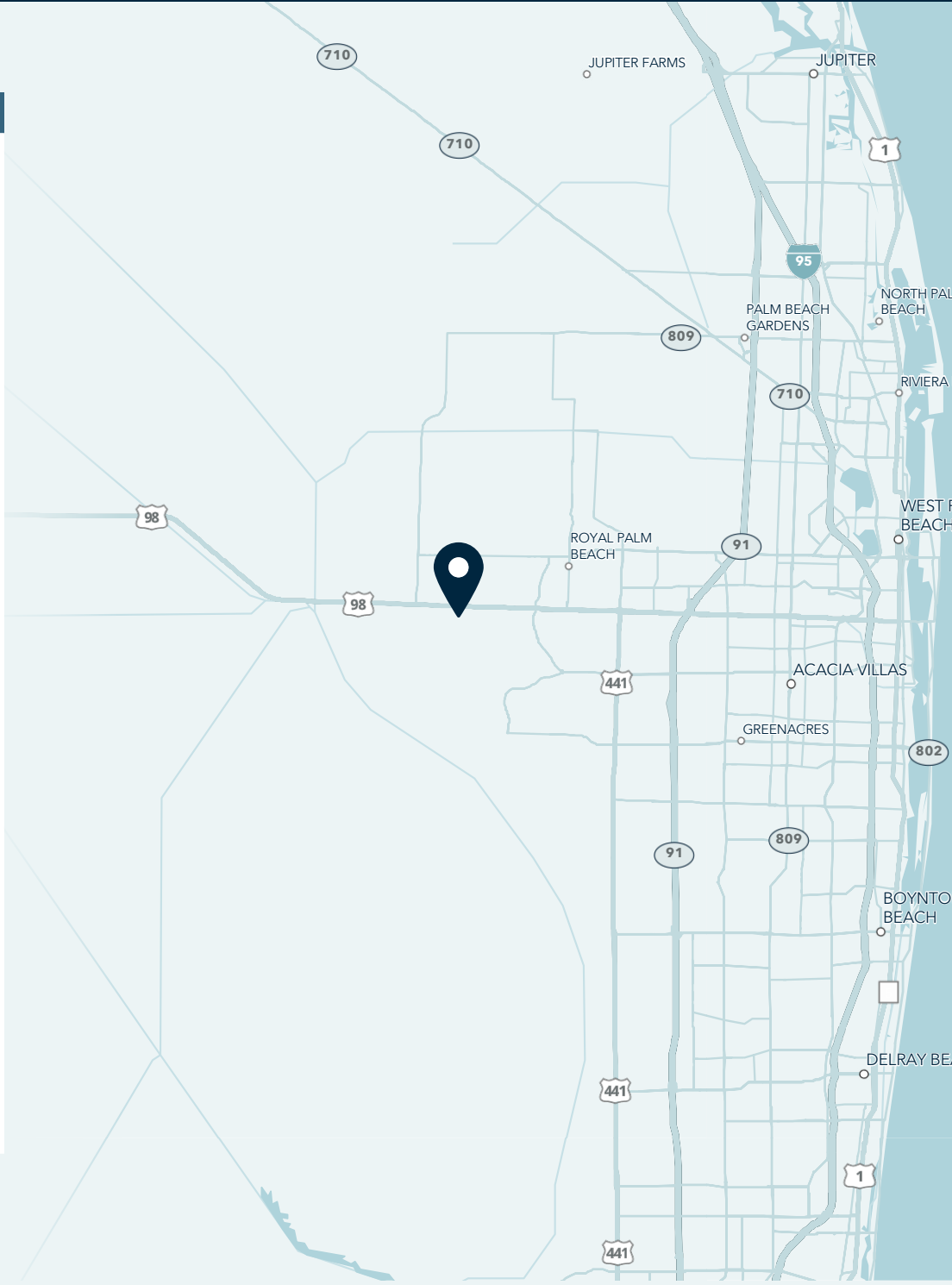


PBSO MOTORMAN HIGHWAY



Area Snapshot

Population	1 MILE	3 MILES	5 MILES
2025 Estimated Population	2,402	29,834	92,925
2030 Projected Population	2,442	29,425	93,737
Proj. Annual Growth 2025 to 2030	0.33%	-0.28%	0.17%
Daytime Population			
2025 Daytime Population	2,342	25,645	75,663
Workers	1,180	11,517	31,631
Residents	1,162	14,128	44,032
Income			
2025 Est. Average Household Income	\$218,950	\$168,638	\$158,592
2025 Est. Median Household Income	\$171,665	\$128,434	\$120,762
Households & Growth			
2025 Estimated Households	812	10,451	33,860
2030 Estimated Households	833	10,392	34,478
Proj. Annual Growth 2025 to 2030	0.51%	-0.11%	0.36%
Race & Ethnicity			
2025 Est. White	70%	63%	55%
2025 Est. Black or African American	5%	9%	15%
2025 Est. Asian or Pacific Islander	4%	3%	4%
2025 Est. American Indian or Native Alaskan	0%	0%	0%
2025 Est. Other Races	22%	25%	25%
2025 Est. Hispanic (Any Race)	23%	27%	28%



Want more? Contact us for a complete demographic, foot-traffic, and mobile data insights report.



SRS REAL ESTATE PARTNERS

200 SW 1st Avenue, Suite 970
Fort Lauderdale, FL 33301
954.703.3600

SRSRE.COM

©2026 SRS. All Rights Reserved.

The information presented was obtained from sources deemed reliable;
however SRS does not guarantee its completeness or accuracy.