



JOIN ACME

5734 BERKSHIRE VALLEY RD.
 OAK RIDGE, NEW JERSEY
 RIDGE PLAZA

FOR LEASE 2,066 SF - 10,178 SF

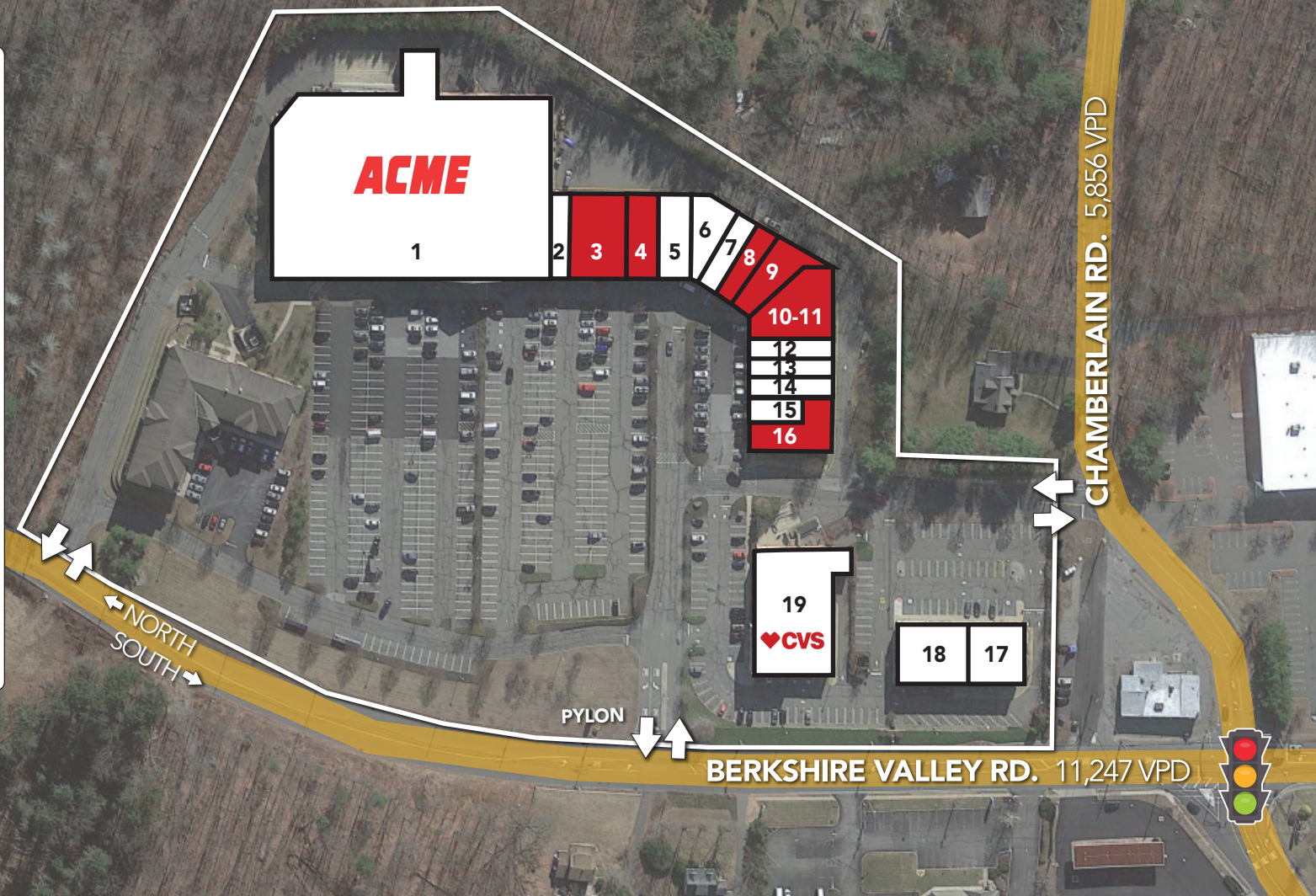
SHANE WIERKS
 swierks@jefferyrealty.com
 C: 908.581.7781
 O: 908.668.9600



116 Route 22 • North Plainfield, NJ 07060 • T: 908.668.9600 • F: 908.668.5225 • www.JefferyRealty.com
 All information is from sources deemed reliable and is submitted subject to errors, omissions, change of price, terms, prior sales and withdrawals.



- 1. ACME 58,732 SF
- 2. Top Nails 2,026 SF
- 3. Available 5,969 SF**
- 4. Available 2,319 SF**
- 5. Frank's Pizza 3,282 SF
- 6. Pride Martial Arts 1,950 SF
- 7. Physical Therapy 2,129 SF
- 8. Available 2,066 SF**
- 9. Available 2,786 SF**
- 10-11. Available 5,326 SF**
- 12. Great Clips 1,248 SF
- 13. Dunkin Donuts 1,875 SF
- 14. Oak Ridge Optical 1,987 SF
- 15. UPS 977 SF
- 16. Available 2,897 SF**
- 17. McDonalds 3,382 SF
- 18. Lakeland Bank
(Headquarters only) 5,133 SF
- 19. CVS 10,880 SF



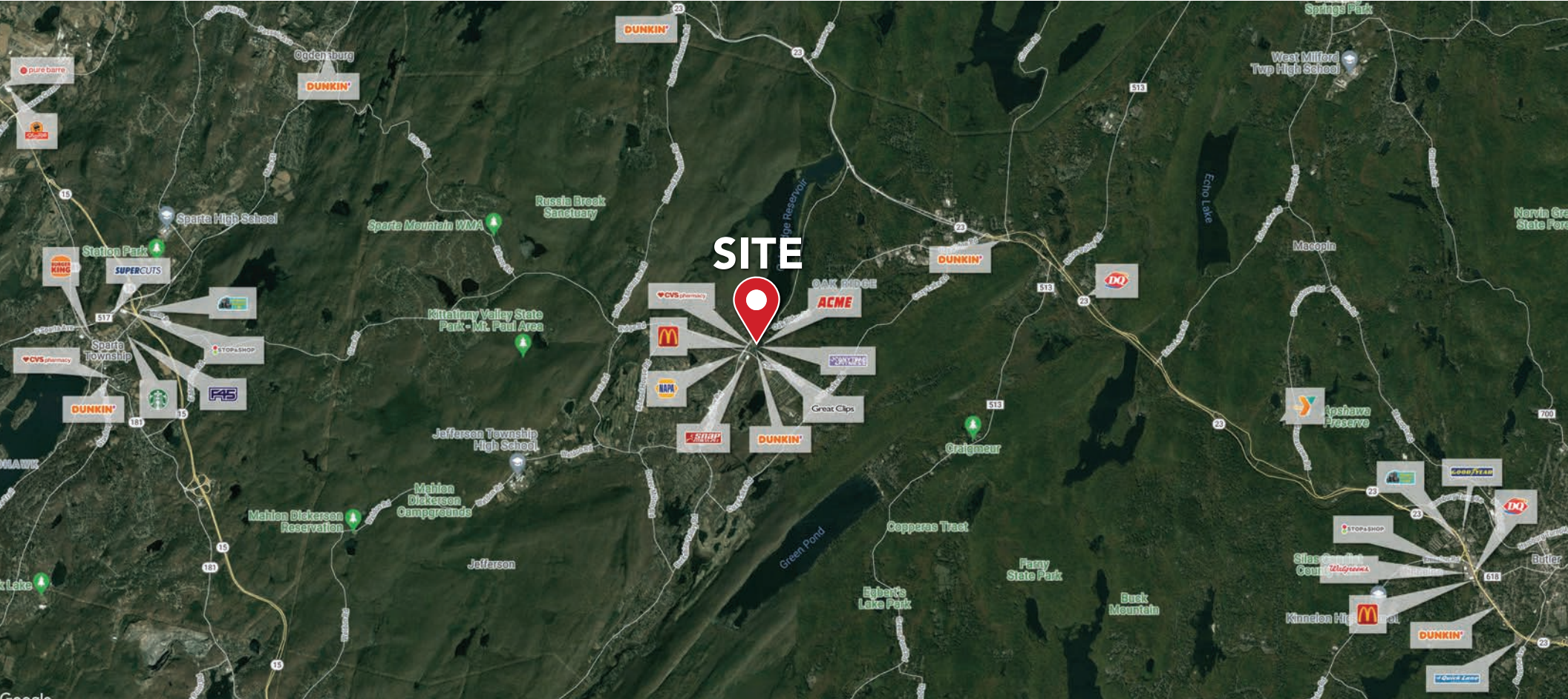
RIDGE PLAZA OAK RIDGE, NEW JERSEY

SITE INFORMATION

GLA: 114,967 SF
AVAILABLE: 2,066 - 10,178 SF
RENT: CALL FOR QUOTE
NNN: \$8.03 PSF

ACREAGE: +/- 14.46 ACRES
FRONTAGE: 798' ON BERKSHIRE
PARKING: 584 SPACES
TRAFFIC: 11,247 VPD


NOTES: • GROCERY ANCHORED CENTER WITHIN WALKING DISTANCE TO 215 TOWNHOMES



RIDGE PLAZA OAK RIDGE, NEW JERSEY

MARKET AERIAL



 DEMOGRAPHICS	1 MILE	3 MILE	5 MILE
Total Population	13,044	20,523	43,458
Average HHI	\$151,327	\$152,497	\$151,072
Households	4,697	7,360	15,665