

312-326 MYSTIC AVENUE

MEDFORD, MA

FIRST CLASS FLEX/ INDUSTRIAL

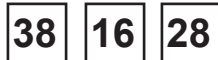
BOSTON

CAMBRIDGE

EXIT 30



easy access to:



38

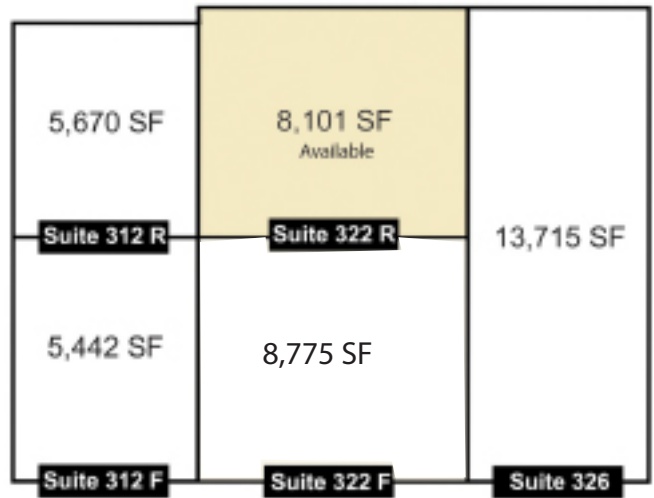
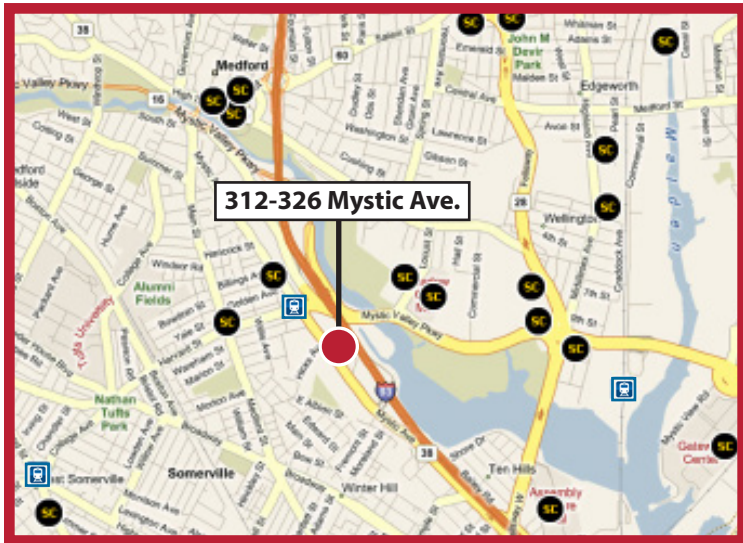
16

312-326 MYSTIC AVENUE

corepowerYOGA

LECHMERE RUG

Creating better places to live, work and play®



SPECIFICATIONS

Address: 312-326 Mystic Ave
 Medford MA, 02155

Total Building: 41,703 SF

Available: 8,101 SF

Clear Height: Up to 16'

Construction: Brick and Timber

Loading: 1 Tailboard

Roof: Tar and Gravel

Electricity: National Grid

Wate System: City of Medford

Heat: Natural Gas


Telecom: Fiber Available

Creating better places to live, work and play®

8,101 SF Available

Prime Flex | Industrial Opportunity

312-326 Mystic Avenue is the ideal location for your Flex / Industrial operation. This address is commercially zoned and comes with ample on-site parking. Ceiling height reaches up to 16' and there is 1 tailboard for loading.



ALLOWED USES



Flex



Industrial

CORPORATE NEIGHBORS

Dunkin Donuts

Bank of America

Burger King

AutoZone

Public Storage

NorthEast Electrical

Garvin Construction Products

Sherwin Williams

SRS Distribution

Edible Arrangements

Jiffy Lube

Eastern Bank

CorePower Yoga

LOCAL AMENITIES

Located in Medford's commercial business district at the intersection of I-93, Routes 38, and 16, in the heart of Greater Boston's Inner Belt. Just 5 minutes to downtown Boston, Cambridge and to routes I-90 and I-95. 1/2 mile to Medford Square, On MBTA bus route with connection to the Orange Line T. Near MIT, Tufts, Harvard and other major research universities. Highway visibility possible from I-93.

CONTACT

Greg Regazzini
Senior Vice President, Director of Leasing
gregazzini@combinedproperties.com
781.321.7800 x318
www.combinedproperties.com

Creating better places to live, work and play®