

Office | Port Jefferson

646 Main Street
Port Jefferson, NY 11777



Steven Reichman


Lic. Assoc. R.E. Broker

M: 631.544.4447

O: 631.315.7965


steven.reichman@compass.com

COMPASS
COMMERCIAL



Office | Port Jefferson

646 Main Street Port Jefferson, NY 11777



Steven Reichman

Lic. Assoc. R.E. Broker

M: 631.544.4447

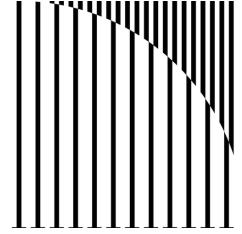
O: 631.315.7965

steven.reichman@compass.com

COMPASS
COMMERCIAL

Office | Port Jefferson

646 Main Street Port Jefferson, NY 1777



Size Ground Level 650 RSF

Size: First Level 4,610 RSF

Size: Second Level 4,784 RSF


Size: Third Level 2,975 RSF

Parking 40

Parking Ratio: 3.33/1,000 SF

Building Size: 13,200 SF

Lot Size: 0.34 Acre



Steven Reichman

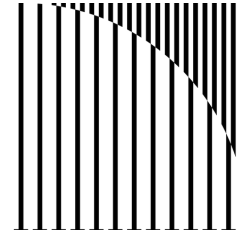
Lic. Assoc. R.E. Broker

M: 631.544.4447

O: 631.315.7965

steven.reichman@compass.com

COMPASS
COMMERCIAL



Office | Port Jefferson


646 Main Street Port Jefferson, NY 1777

646 Main Street is a multi-tenant office building located on the North Shore of Long Island, on Main Street in Port Jefferson Village.

Close to Long Island Railroad and major highways

Highlights

- Located in an upscale community
- Attractive building with well landscaped property
- Good tenant signage
- Ample Parking
- Elevator servicing all three levels of building
- Excellent floor to window ratio
- 24-hour access with security camera system



Steven Reichman

Lic. Assoc. R.E. Broker

M: 631.544.4447

O: 631.315.7965

steven.reichman@compass.com

COMPASS
COMMERCIAL