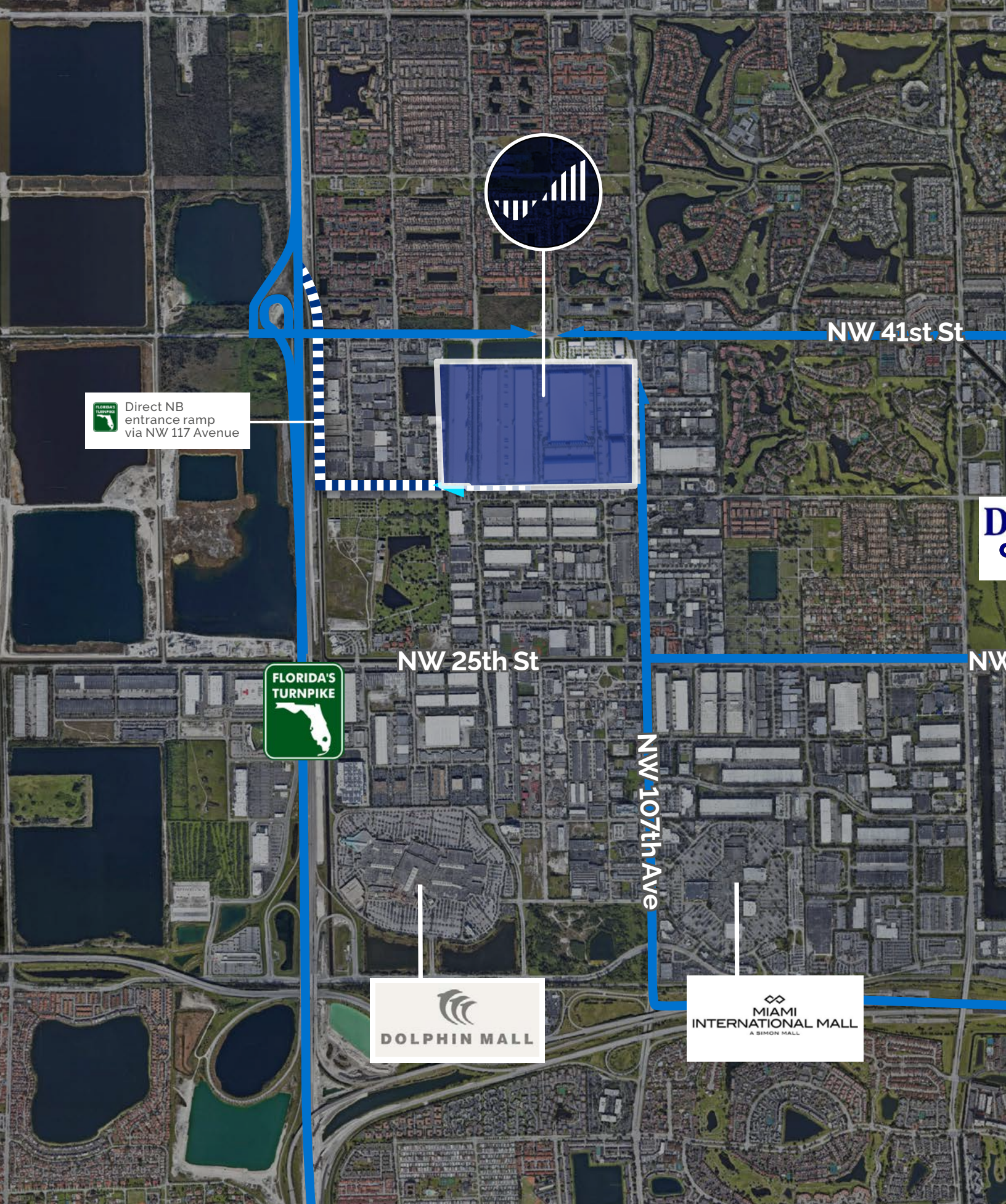




KURV DORAL

UP TO ±640,000 SF AVAILABLE FOR LEASE
±2.6M SF NEW STATE-OF-THE-ART INDUSTRIAL PARK

3600 NW 112 AVE | DORAL, FL



NW 41st St


Direct NB entrance ramp via NW 117 Avenue



NW 25th St

NW 107th Ave

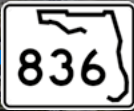




**DORAL
CENTRAL
PARK**



/ 25th St



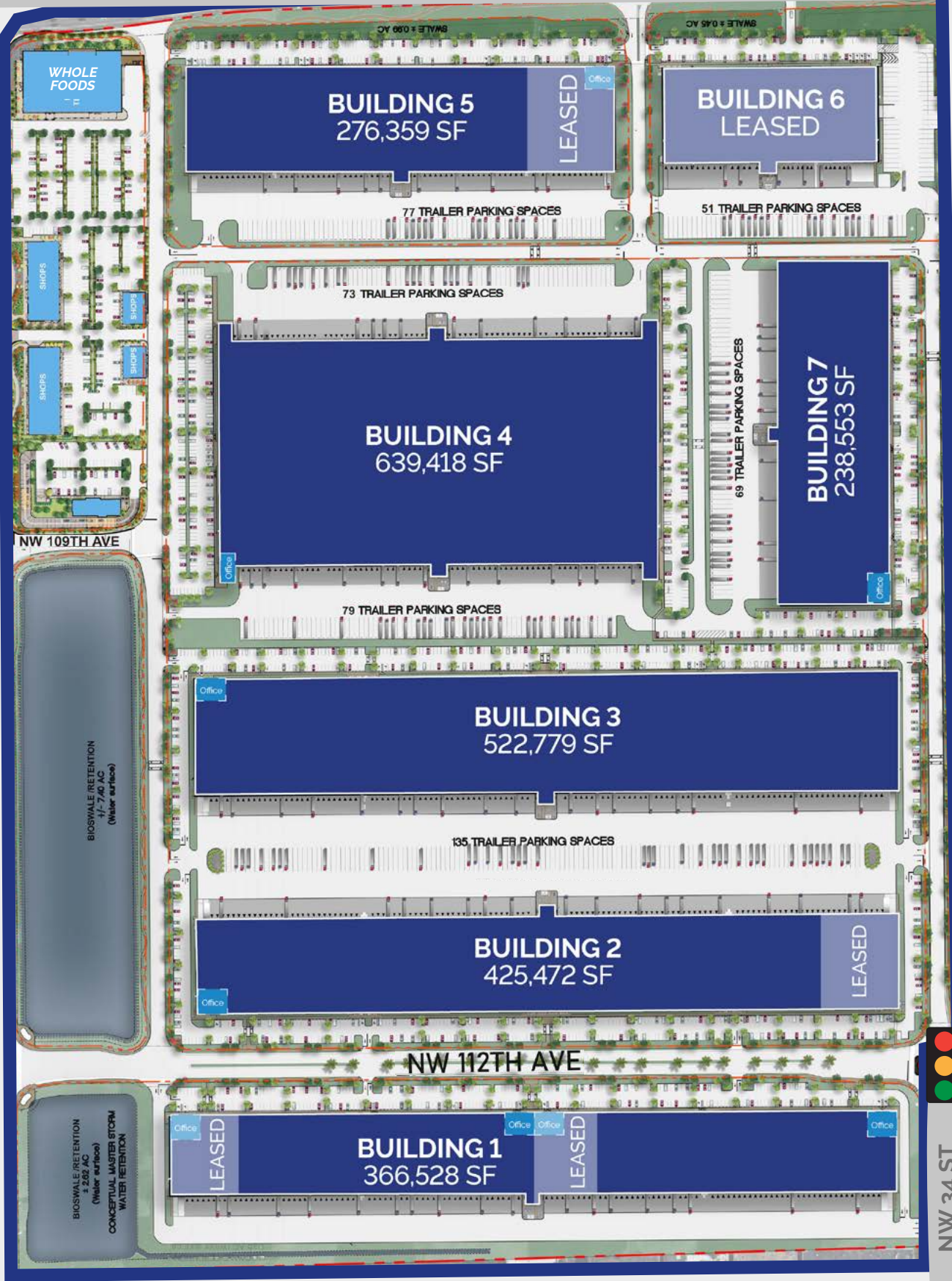
BUILDING OPTIONALITY

	<i>Building Size</i>	<i>Spec Office</i>	<i>Clear Height</i>	<i>Loading Doors</i>	<i>Car Parking</i>	<i>Building Depth</i>	<i>Trailer Drops</i>
Building One 3600 NW 112 AVE	366,528 SF	2,300 - 2,521 SF	36'	124	306	200'	0
Building Two 3605 NW 112 AVE	425,472 SF	2,268 SF	36'	120	389	240'	135
Building Three 10955 NW 34 ST	522,779 SF	2,268 SF	36'	120	421	295'	135
Building Four 10875 NW 40 ST	639,418 SF	3,303 SF	40'	136	403	570'	152
Building Five 3700 NW 107 AVE	276,359 SF	2,482 SF	36'	70	211	255'	77
Building Seven 10855 NW 34 ST	238,553 SF	2,487 SF	36'	54	216	275'	69

NW 107 AVE



NW 41 ST



NW 34 ST





CREATING THE NEXT GENERATION OF INDUSTRIAL PARKS

Located in the heart of the Miami Airport/Doral Central Business District, Kurv Doral is the newest and most sought-after industrial development in South Florida. BPD offers a combination of physical and locational amenities that deliver operational advantages unmatched by other industrial projects in the market.

SIZE MATTERS

At 2.6M SF, BPD offers long-term growth and future expansion capabilities.

LOCATION

Doral is the most prestigious industrial submarket in Florida, offering status, access to ancillary businesses and area amenities.

TRAILER DROPS

A cost saving asset important to most warehouse occupiers. All but one of our buildings provide them as designed.

CONVENIENCE

Offers room for your business to grow over time, signalized intersections and planned food and retail on site.

ACCESS

Multiple highway access to Florida's Turnpike, the MIA Cargo Viaduct, and SR's 826 and 836. Minutes to MIA, Port Miami, and Miami's CBD.

EFFICIENCY

36' clear ceiling heights provide a plus 30% reduction in SF for racked buildings, compared to 24' clear.

VALUE

Your Success – Add 1 through 5 = Value delivered.

COMPARE

Compare BPD to the competition, and add quality construction, professional property management and a long-term hold strategy.

Kurv Doral is the **ONLY** industrial park in the Doral/Airport market that can deliver up to 640,000 contiguous SF in 2026 and subsequent Build-to-Suit optionality.

UNLOCKING CONVENIENCE

Premier Location in one of the fastest growing cities in South Florida

Immediate highway access with close proximity to MIA Cargo Entrance and Port Miami

Seasoned developers/owner with proven national track record of industrial development

Multiple space sizes available, including up to ±640,000 SF built-to-suit options

Single and multi-tenant building configurations available



On-site trailer parking



36' - 40' Clear Heights



60' Speed Bays




Class A spec & built-to-suit office



Rear Load and Cross Dock Configurations



Secure location with ability to privatize truck courts



PERFECTLY LOCATED IN DORAL

With easy access to major highways and ports

FLORIDA'S TURNPIKE

0.5 miles

DOLPHIN EXPY

1.5 miles

PALMETTO EXPY

3 miles

INTERSTATE - 75

6.2 miles

PORTMIAMI

12 miles

PORT EVERGLADES

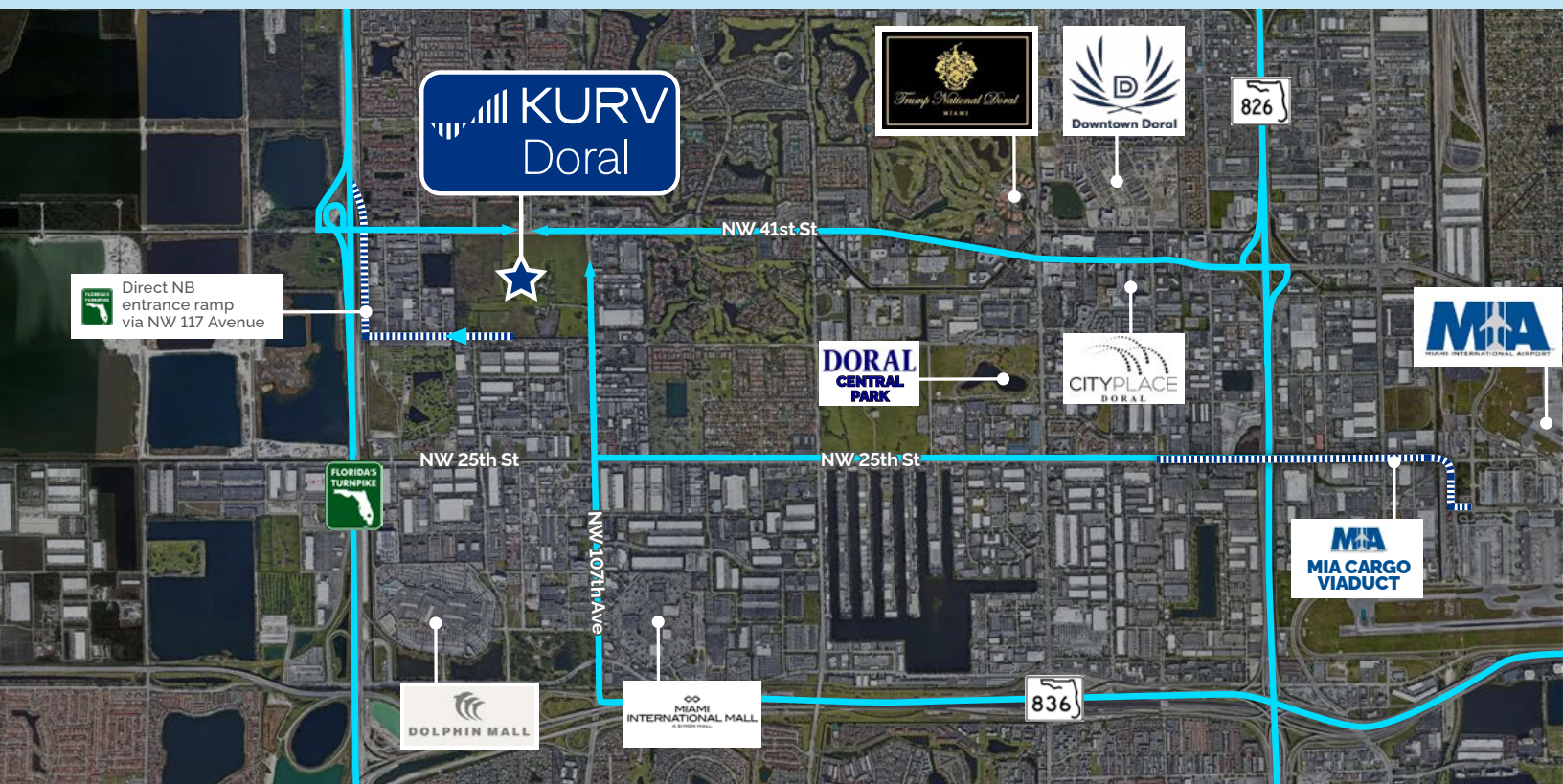
24 miles

MIAMI INT'L AIRPORT

4 miles

FLL INT'L AIRPORT

23 miles





Chicago • Dallas • Los Angeles • Miami • New Jersey • Seattle



76M+ SF

Acquired & Developed
since 2000

Kurv Industrial is a vertically integrated industrial real estate investment and operating platform. The firm acquires, develops, and operates institutional-quality assets in the high-barrier, supply-constrained markets of Chicago, Dallas, Los Angeles, Miami, New Jersey, and Seattle.

Grounded in a tradition of excellence and driven by a forward-looking vision, Kurv leverages local market insight, operational rigor, and disciplined execution to create value for investors, partners, and communities. Since its inception in 2000, Kurv has successfully acquired and developed over 76 million square feet of industrial facilities.

Our Commitment to Sustainability

As stewards of sustainability, resilience, and regeneration, our vision is to deliver exceptional value for our investors, employees, tenants, and communities through superior ESG performance.



TERMS

Available on a new lease direct from the landlord.

LEASING INFORMATION

Please contact listing agents below.



John Mejia Holguin
JMejia@bridgeindustrial.com
O: 312.683.7230



Wayne Ramoski
wayne.ramoski@cushwake.com
786 210 3563

Andrew Fernandez
andrew.fernandez@cushwake.com
305 467 1449

Ivanna Leitner
ivanna.leitner@cushwake.com
786 853 5431

Skylar Stein
skylar.stein@cushwake.com
859 801 5557