

DELIVERING Q4 2024

# CROSSROADS logistics park

## EAST SITE

5221 CROSSROADS PARK DR  
TAMPA, FL 33610

EAST TAMPA SUBMARKET



123,000 SF CLASS A INDUSTRIAL BUILDING



OVERVIEW

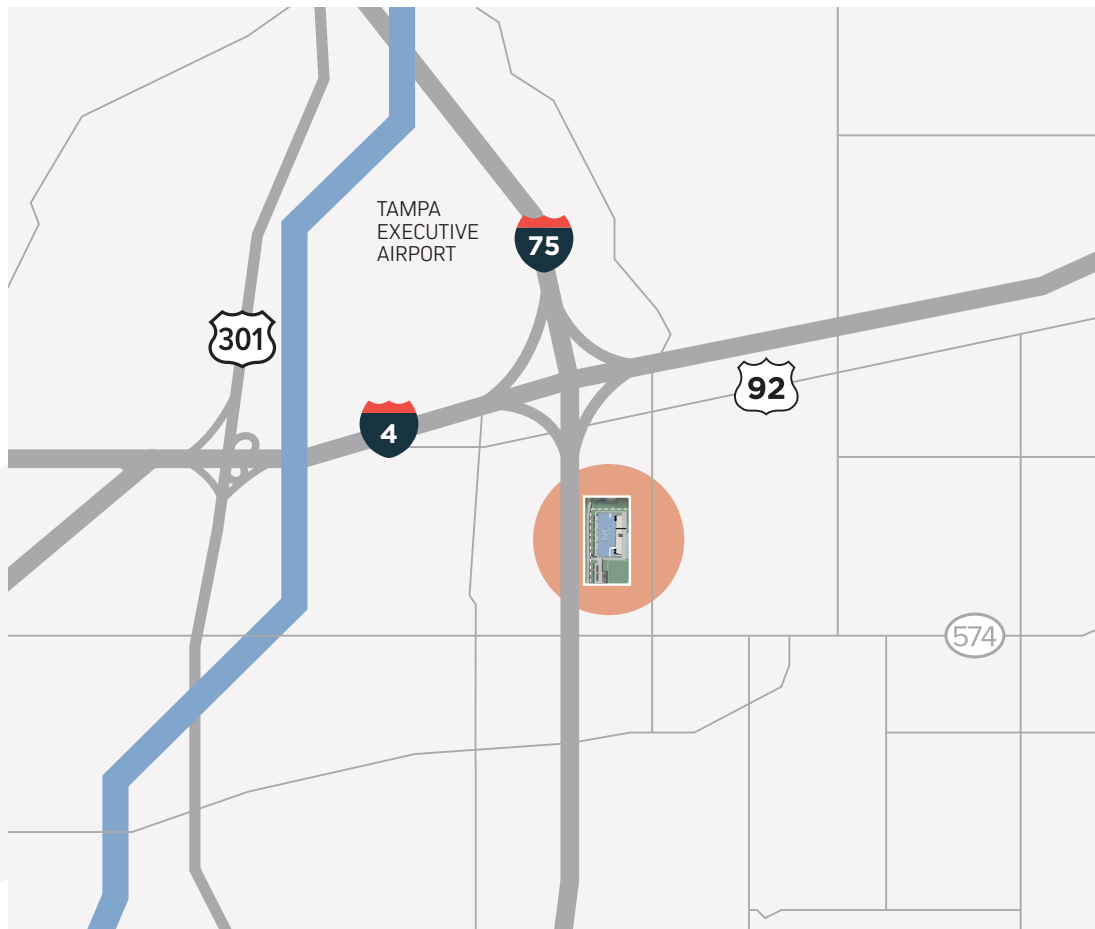
# UNPARALLELED CONNECTIVITY AT THE INTERSECTION OF I-75 & I-4

123,000 SF CLASS A INDUSTRIAL BUILDING

SPACE AVAILABLE BETWEEN 30,000 - 123,000 SF

EXCELLENT I-75 VISIBILITY

OFF-DOCK TRAILER PARKING AVAILABLE





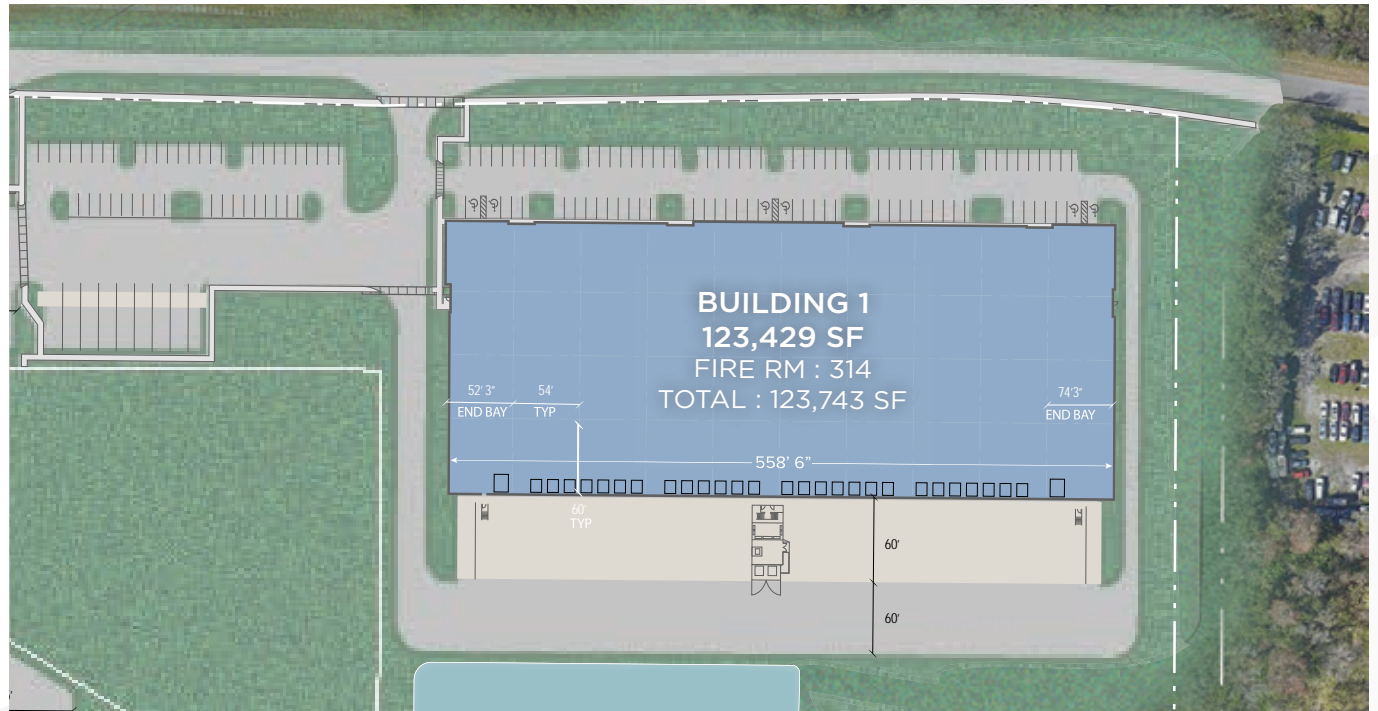
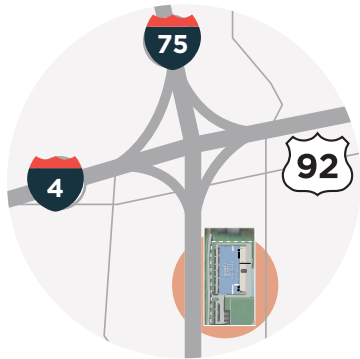
INGRESS/EGRESS  
CROSSROADS EAST

CROSSROADS LOGISTICS PARK



EAST SITE

±123,000  
TOTAL SF AVAILABLE



**BUILDING 1**

BUILDING TYPE:	Rear-Load
BUILDING SIZE:	±123,429 Square Feet
TARGET DEAL SIZE:	30,000 - 123,000 SF
DOCK DOORS:	33 (9' x 10') Dock Highs
DRIVE-IN DOORS:	2 (12' x 16') Ramped Drive-Ins
CEILING HEIGHT:	36' Minimum to Bar Joist
COLUMN SPACING:	55' x 54' w/ 60' Speed Bay
CAR PARKING:	1.29/1,000 Parking Ratio
OFF-DOCK TRAILER DROPS:	9
TRUCK COURT:	120' Truck Court Depth w/ 60' Concrete Apron
SPRINKLER:	ESFR
ELECTRICAL:	TECO

LIVE SITE FEED











# CROSSROADS

logistics park

## EAST SITE



DELIVERING  
Q4 2024



5221 CROSSROADS PARK DR  
TAMPA, FL 33610

FOR MORE INFORMATION, PLEASE CONTACT:

**JOHN JACKSON, CCIM, SIOR**  
EXECUTIVE DIRECTOR  
727 643 7316  
JOHN.JACKSON@CUSHWAKE.COM

**JT FAIRCLOTH**  
DIRECTOR  
813 833 3242  
JT.FAIRCLOTH@CUSHWAKE.COM

**CASEY PERRY**  
SENIOR ASSOCIATE  
813 233 6564  
CASEY.G.PERRY@CUSHWAKE.COM

