

**Specifications**

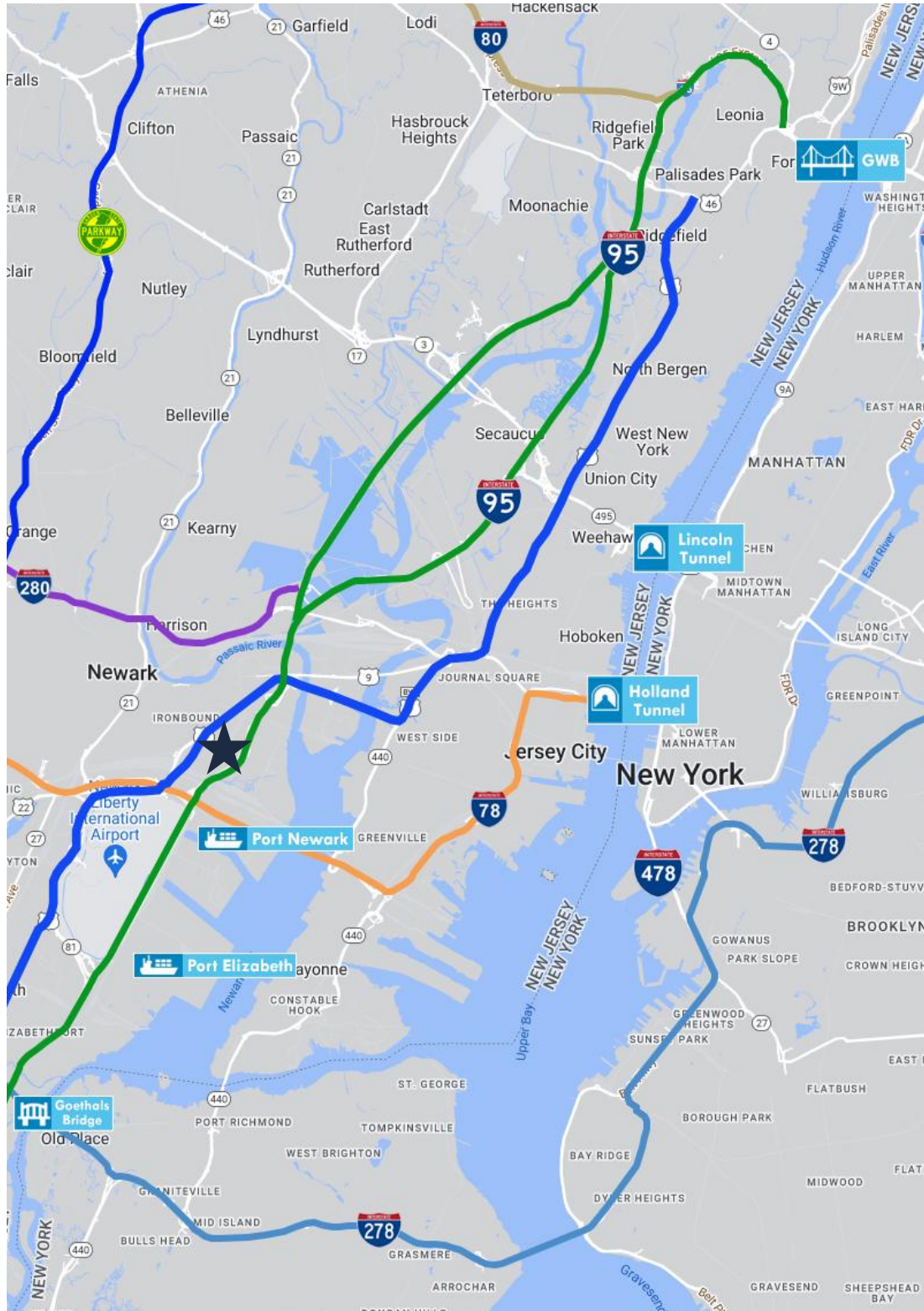
- ±1.42 AC Fenced-In Area  
LOT SIZE
- I-3 Industrial  
ZONING
- Industrial Outdoor Storage  
Truck Parking  
IDEAL USE
- 1.5 Miles to US 1 & 9
- 2.5 Miles to Newark Penn Station
- 2.8 Miles to I-78
- 3.7 Miles to Ports Newark & Elizabeth
- ACCESSIBILITY

For additional property information or to arrange an inspection, please contact the exclusive brokers:










**Jason M. Crimmins, CCIM, SIOR**  
*Chief Executive Officer*  
 973.379.6644 x 122  
 jmcrimmins@blauberg.com

**Alessandro (Alex) Conte, CCIM, SIOR**  
*President*  
 973.379.6644 x 131  
 acont@blauberg.com

**Peter J. Murano, Jr., SIOR**  
*Managing Executive Director*  
 973.379.6644 x 114  
 pjmurano@blauberg.com



**ACCESSIBILITY**

- 
1.5 MI  
US Hwy 1 & 9
- 
2.5 MI  
Newark Penn
- 
2.8 MI  
I-78
- 
3.7 MI  
Ports Newark & Elizabeth
- 
4.8 MI  
I-95 Exit 14
- 
5.0 MI  
Newark Airport
- 
7.4 MI  
Holland Tunnel
- 
9.5 MI  
Goethals Bridge
- 
10.5 MI  
Lincoln Tunnel

For additional property information or to arrange an inspection, please contact the exclusive brokers:

**Jason M. Crimmins, CCIM, SIOR**  
 Chief Executive Officer  
 973.379.6644 x 122  
 jmcrimmins@blauberg.com

**Alessandro (Alex) Conte, CCIM, SIOR**  
 President  
 973.379.6644 x 131  
 acont@blauberg.com

**Peter J. Murano, Jr., SIOR**  
 Managing Executive Director  
 973.379.6644 x 114  
 pjmurano@blauberg.com

The information contained herein has been obtained from sources considered to be reliable, but no guarantee of its accuracy is made by this company. In addition, no representation is made respecting zoning, condition of title, dimensions, or any matters of a legal or environmental nature. Such matters should be referred to legal counsel for determination. Terms and conditions are subject to change without prior notice. Subject to errors and omissions.