

Woodhaven Expressway  
Byberry Road



Roosevelt Boulevard

Bennett Road

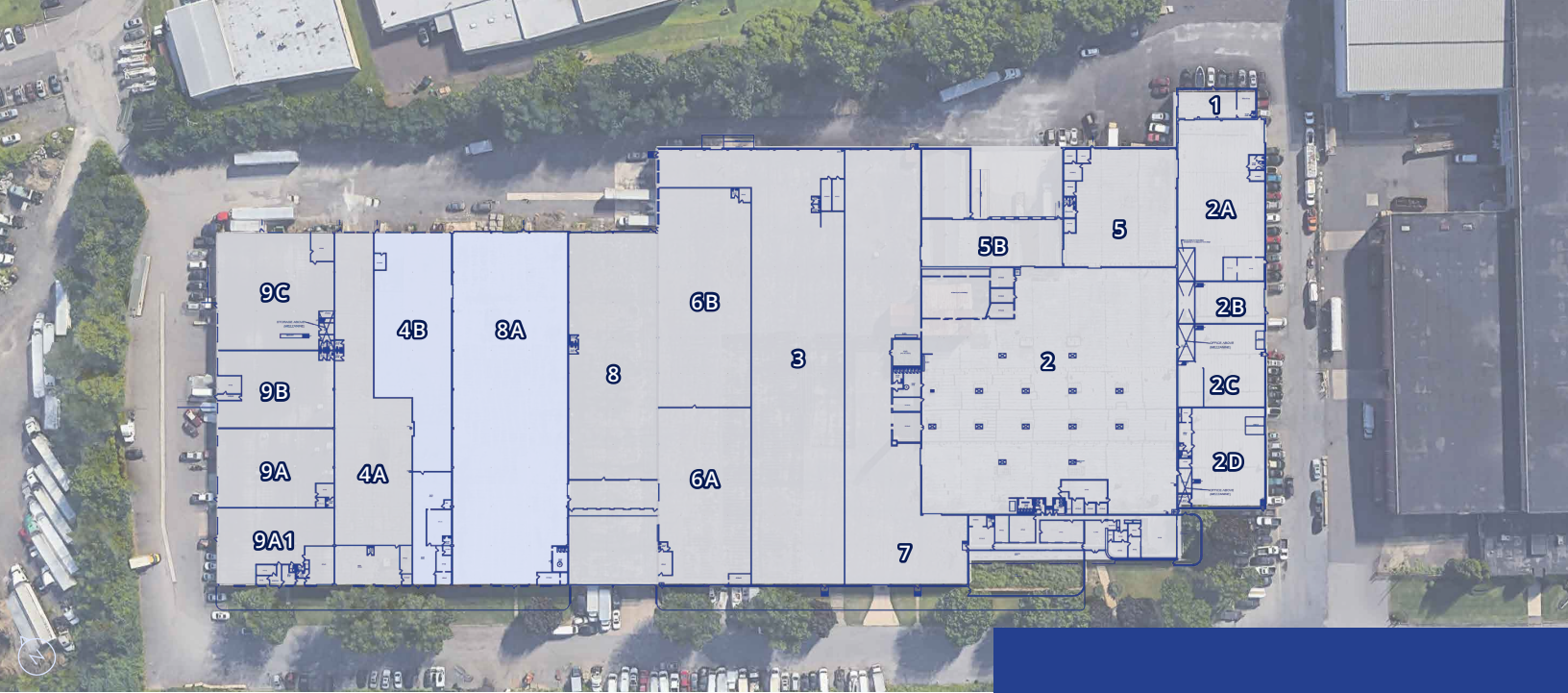


**FOR LEASE**

11500 Roosevelt Boulevard  
Philadelphia, PA

**Two Contiguous Units Available**

Warehouse & Distribution Space with Highway Access



# 48,617

total square feet available

	Unit 4B	Unit 8A
Square Feet	15,467 SF	33,150 SF
Tailgate Docks	2	3 (interior)
Office Space	3,300± SF	N/A

Unit 1	1,600 SF
Unit 2	57,200 SF
Unit 2A	10,400 SF
Unit 2B	2,700 SF
Unit 2C	6,500 SF
Unit 2D	7,200 SF
Unit 3	31,200 SF
Unit 4A	14,5337 SF
<b>Unit 4B</b>	<b>15,467 SF Available</b>
Unit 5	10,000 SF
Unit 5B	2,520 SF
Unit 6A	13,200 SF
Unit 6B	14,400 SF
Unit 7	26,000 SF
Unit 8	23,000 SF
<b>Unit 8A</b>	<b>33,150 SF Available</b>
Unit 9A	6,000
Unit 9A1	6,000 SF



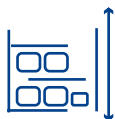
Zoned 1-2  
Medium  
Industrial



New  
Institutional  
Ownership



Natural Gas  
Heating



15'  
Clear



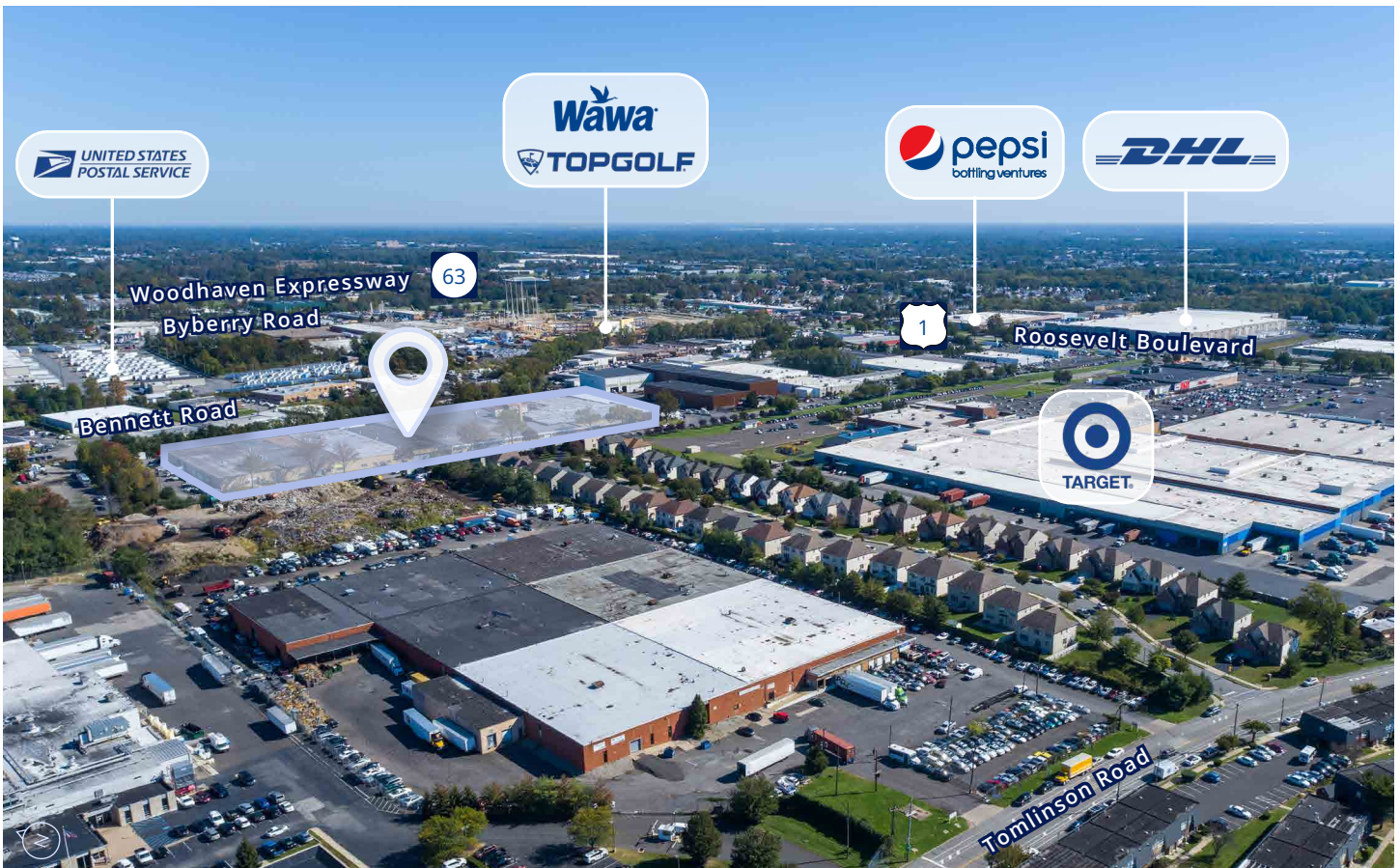
Easy Access to  
US Rt 1, I-95 &  
I-276



FOR LEASE

# 11500 Roosevelt Boulevard

Aerial Location



## CONTACT US

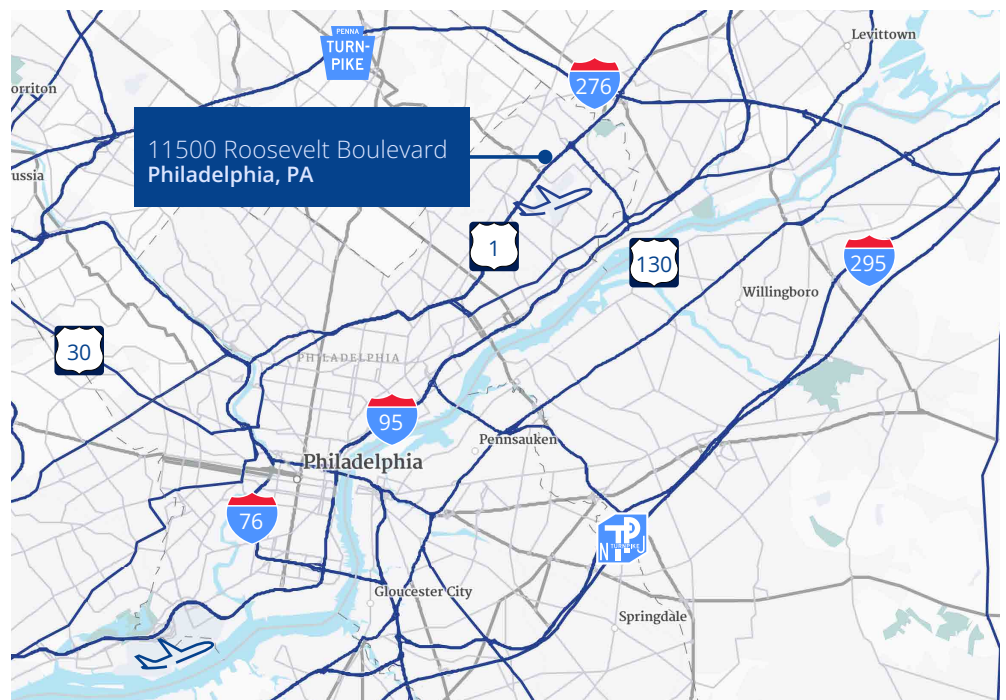
### Richard Gorodesky, SIOR, MBA

Vice Chair  
+1 215 460 5857  
richard.gorodesky@colliers.com

### Adam Gorodesky, CCIM

Vice President  
+1 215 873 1718  
adam.gorodesky@colliers.com

One Commerce Square  
2005 Market Street, Suite 4010  
Philadelphia, PA 19103  
+1 214 925 4600  
www.colliers.com/philadelphia



Colliers