

Class A Warehouse Space Available For Lease



3015-B Tecumseh Road, Corinth Ms

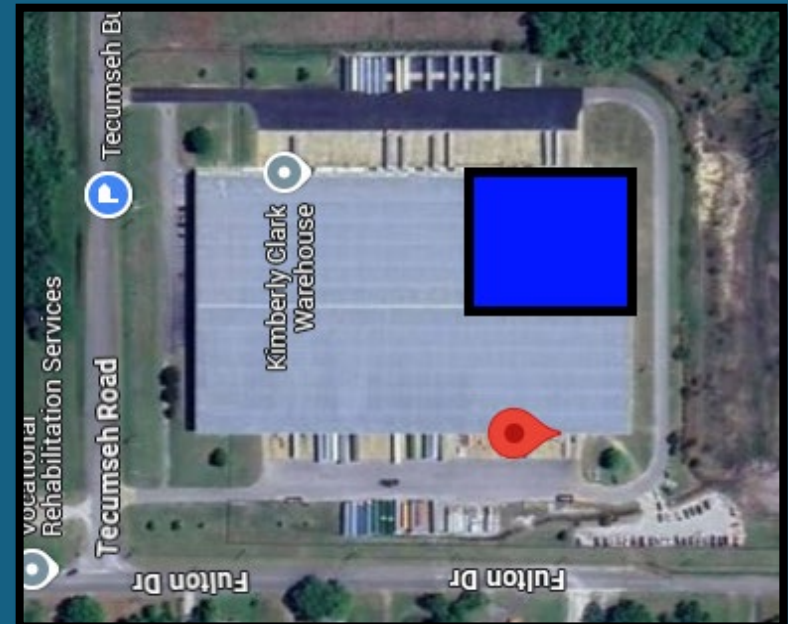
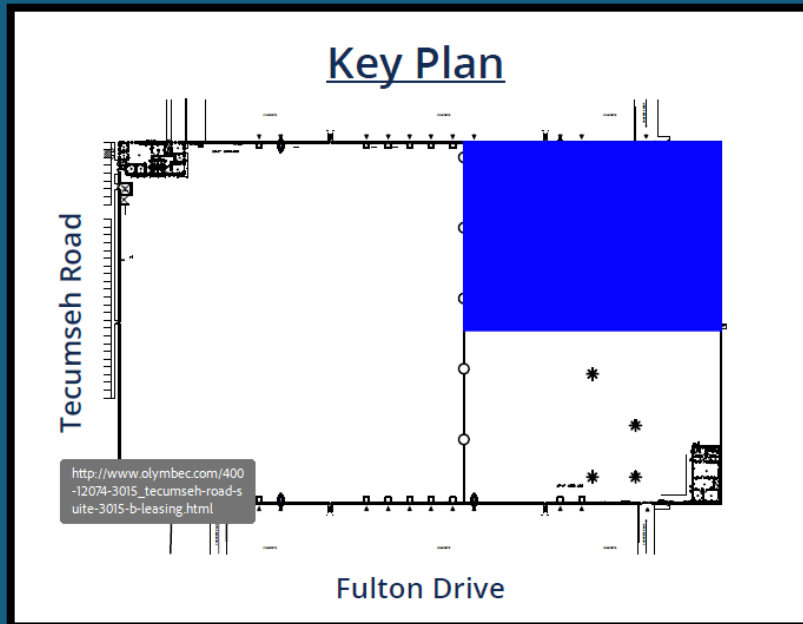
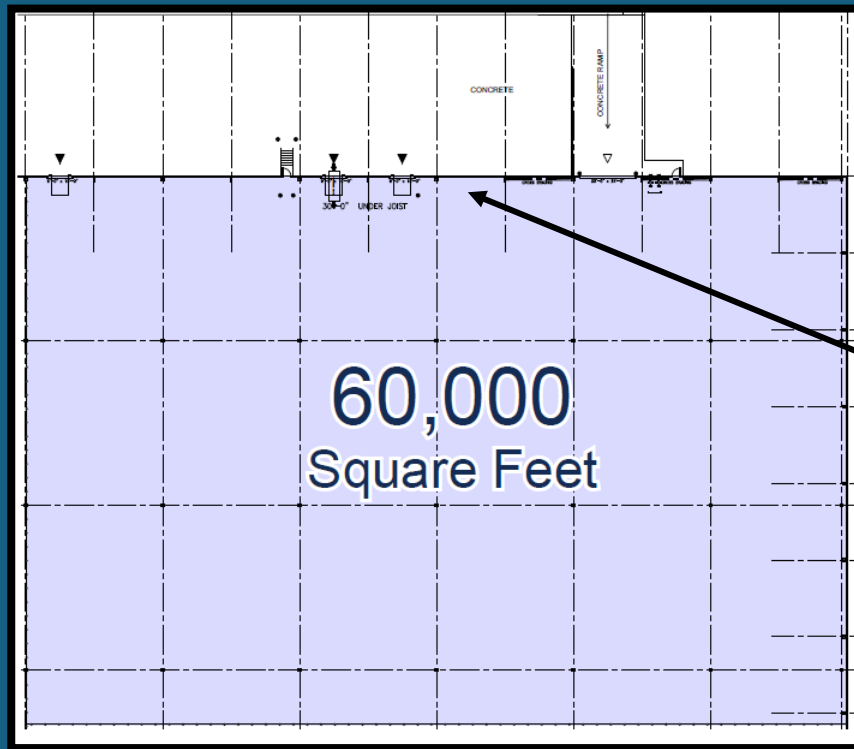
INC. | REALTORS

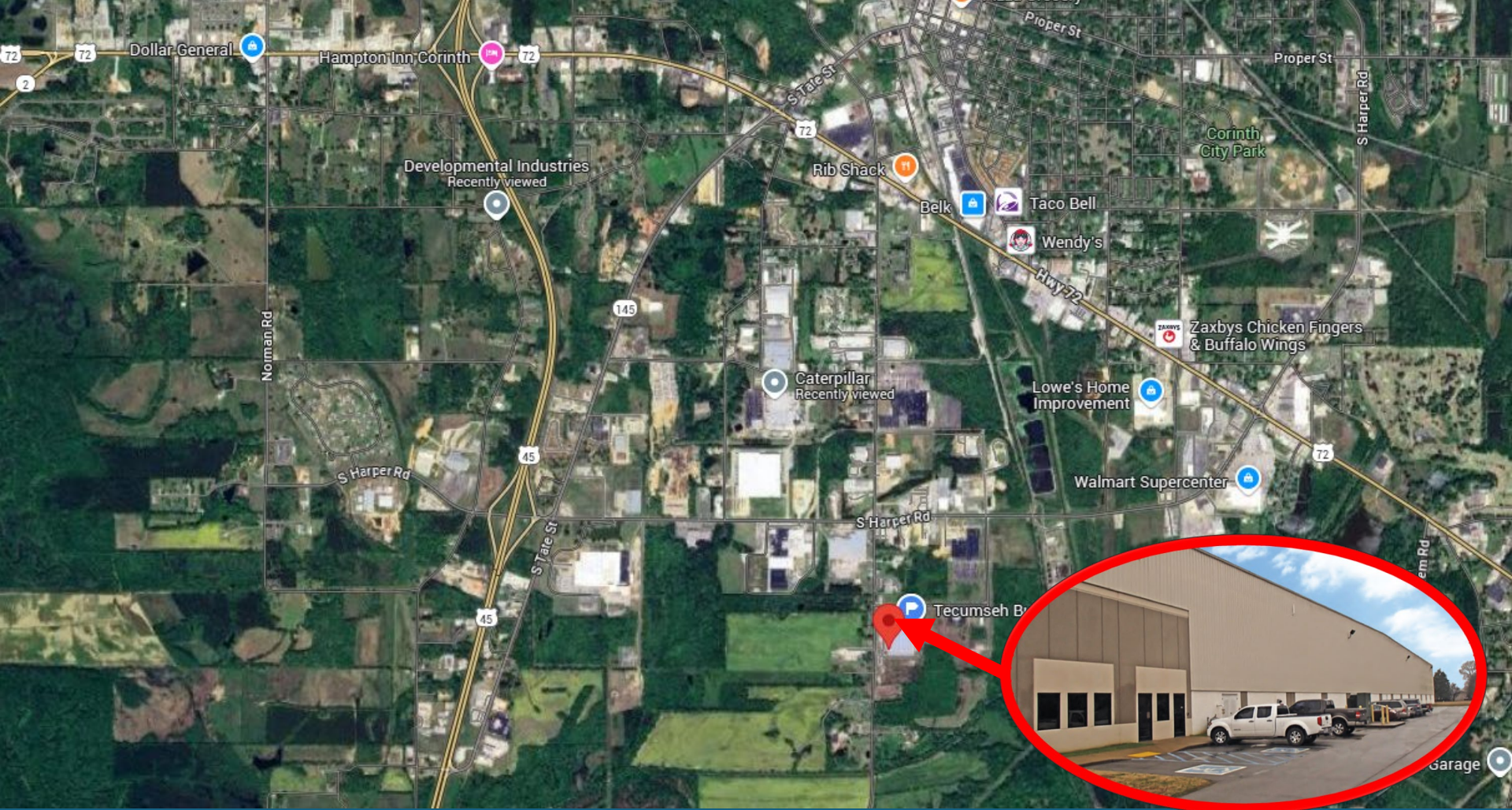
**60,000 SF
AVAILABLE!**



60,000 SF Available	3 Standard Docks w levelers
Asking Rate: \$4.00 / SF / Yr	One 30' drive-in door
Lease Type: NNN	3 phase 2,000 Amp 480/277 volt power
Op Ex: \$1.22 / SF / Yr	50' column spacing

Space Plan (NTS)





Located in Corinth Ms within 1.5 miles of US Hwy 45 and Hwy 72, with rail access from Kansas City Southern and Norfolk Southern Corp, a 30 mile drive to the Yellow Creek Port access to the Tennessee River. Corinth leadership just celebrated its latest recruiting “win” securing the development of a state-of-the-art sawmill, Mission Forest Products, which is a \$160,000,000 capital investment creating 130 jobs. Other major industries in the market include suppliers for Toyota (60 miles of site), and Mazda (120 +/- miles from site), and Caterpillar Inc which employs over 1,400 in its Alcorn County “Remanufacturing” Division plant.



Contact Information

CLAY SHORT
662-842-8283 o
662-231-4262 m
cshort@trirealestate.net

CHRIS WINDERS
662-842-8283 o
662-255-4404 m
chris@trirealestate.net

JACKSON MILLS
662-842-8283 o
662-231-2626 m
jmills@trirealestate.net

