

ALAMEDA DISTRIBUTION CENTER

CBRE

±163,931 SF Available For Lease



34 DOCK
HIGH DOORS



30'
CLEAR



.6/3,000
SPRINKLER
SYSTEM

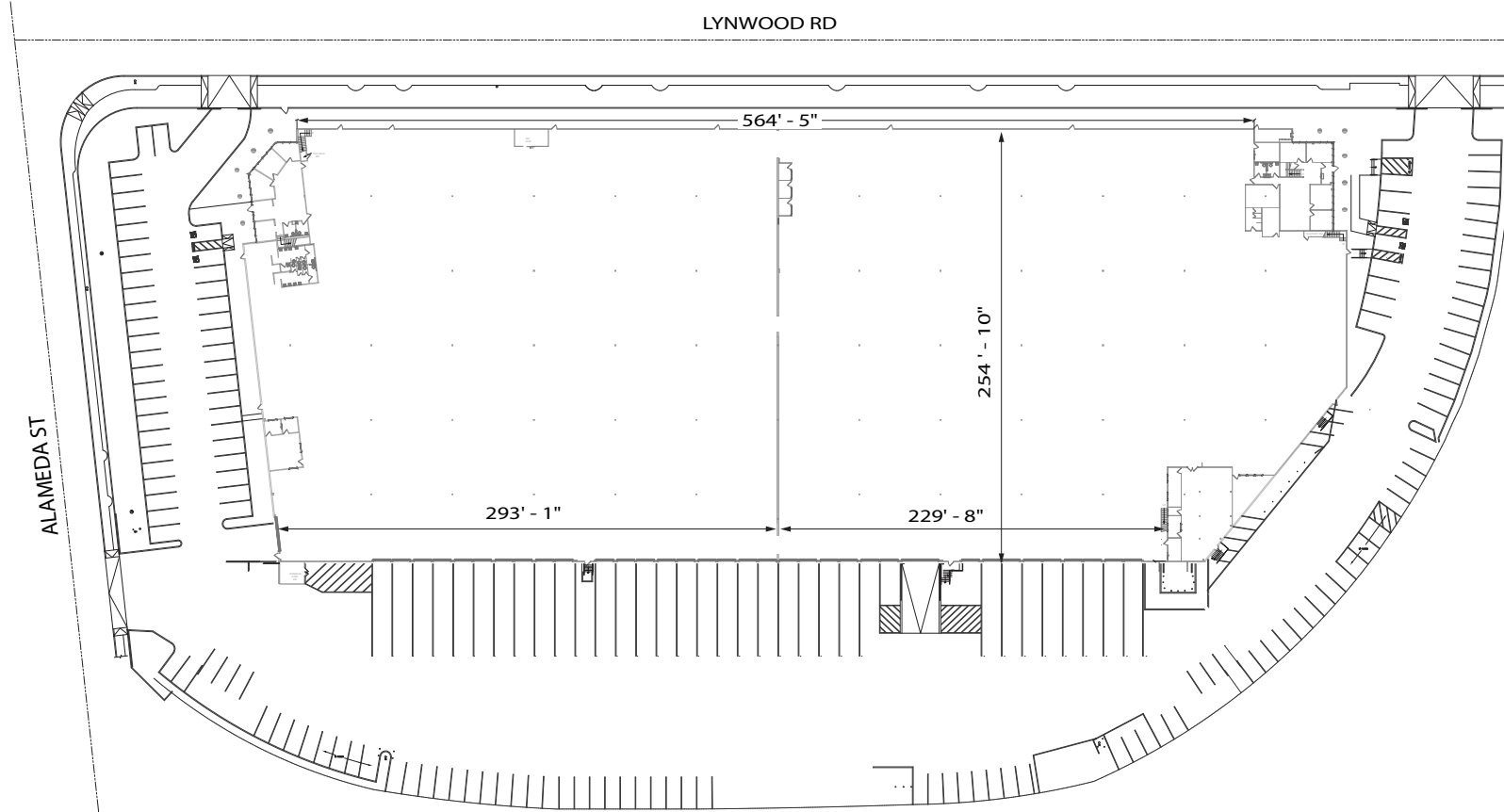
ALAMEDA ST

11840-11842 Alameda St

LYNWOOD, CA 90262

SITE PLAN

±163,931 SF AVAILABLE



PROPERTY FEATURES



±12,048 SF
TWO STORY OFFICE



.6/3,000
SPRINKLER SYSTEM



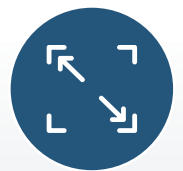
30'
CLEAR



34 DOCK
HIGH DOORS




2 GROUND
LEVEL DOORS



129' CONCRETE
TRUCK YARD WITH
TWO STREET ACCESS

11840-11842 Alameda St | Lynwood, CA 90262

PROPERTY PHOTOGRAPHY



LOCATION MAP

CONTACT:

JOHN SCHUMACHER

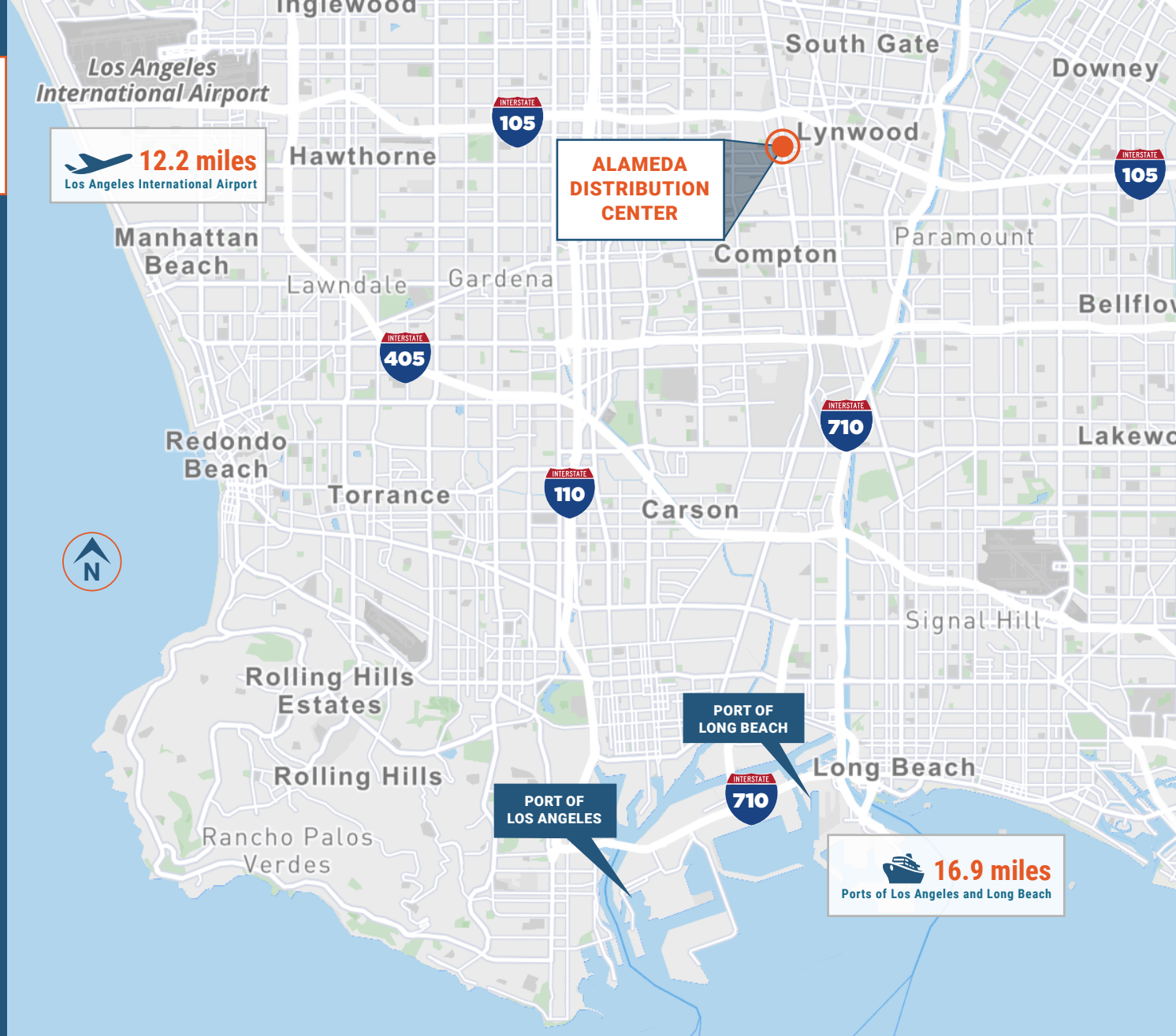
Executive Vice President
Lic. 00987225
+1 310 363 4960
john.schumacher@cbre.com

BRIAN HELD

Senior Vice President
Lic. 01100518
+1 310 363 4825
brian.held@cbre.com

NICKI PEETZ

Client Services Specialist
Lic. 01720809
+1 310 433 0602
nicki.peetz@cbre.com



11840-11842 Alameda St | Lynwood, CA 90262



© 2024 CBRE, Inc. All rights reserved. This information has been obtained from sources believed reliable but has not been verified for accuracy or completeness. CBRE, Inc. makes no guarantee, representation or warranty and accepts no responsibility or liability as to the accuracy, completeness, or reliability of the information contained herein. You should conduct a careful, independent investigation of the property and verify all information. Any reliance on this information is solely at your own risk. CBRE and the CBRE logo are service marks of CBRE, Inc. All other marks displayed on this document are the property of their respective owners, and the use of such marks does not imply any affiliation with or endorsement of CBRE. Photos herein are the property of their respective owners. Use of these images without the express written consent of the owner is prohibited.