

4608 Appliance Drive
Belcamp, MD 21017

For Sublease



- 30' Clear Height
- 120' Truck Court
- Trailer Storage Available
- 9 Dock Doors
- Racking In Place

**55,000 - 125,000 SF
AVAILABLE NOW**






LBA Logistics 

Todd Hughes
443.451.2608
todd.hughes@jll.com

Greg Ferraro
443.451.2618
greg.ferraro@jll.com

Rob Maddux
443.931.3353
rob.maddux@jll.com

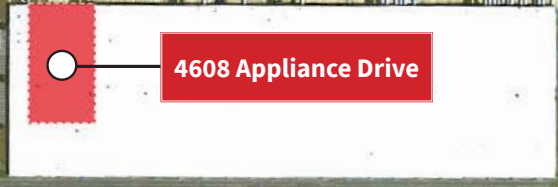
Warehouse Space



Corporate Neighbors



Appliance Drive



4608 Appliance Drive

Brass Mill Road



Mercedes Drive



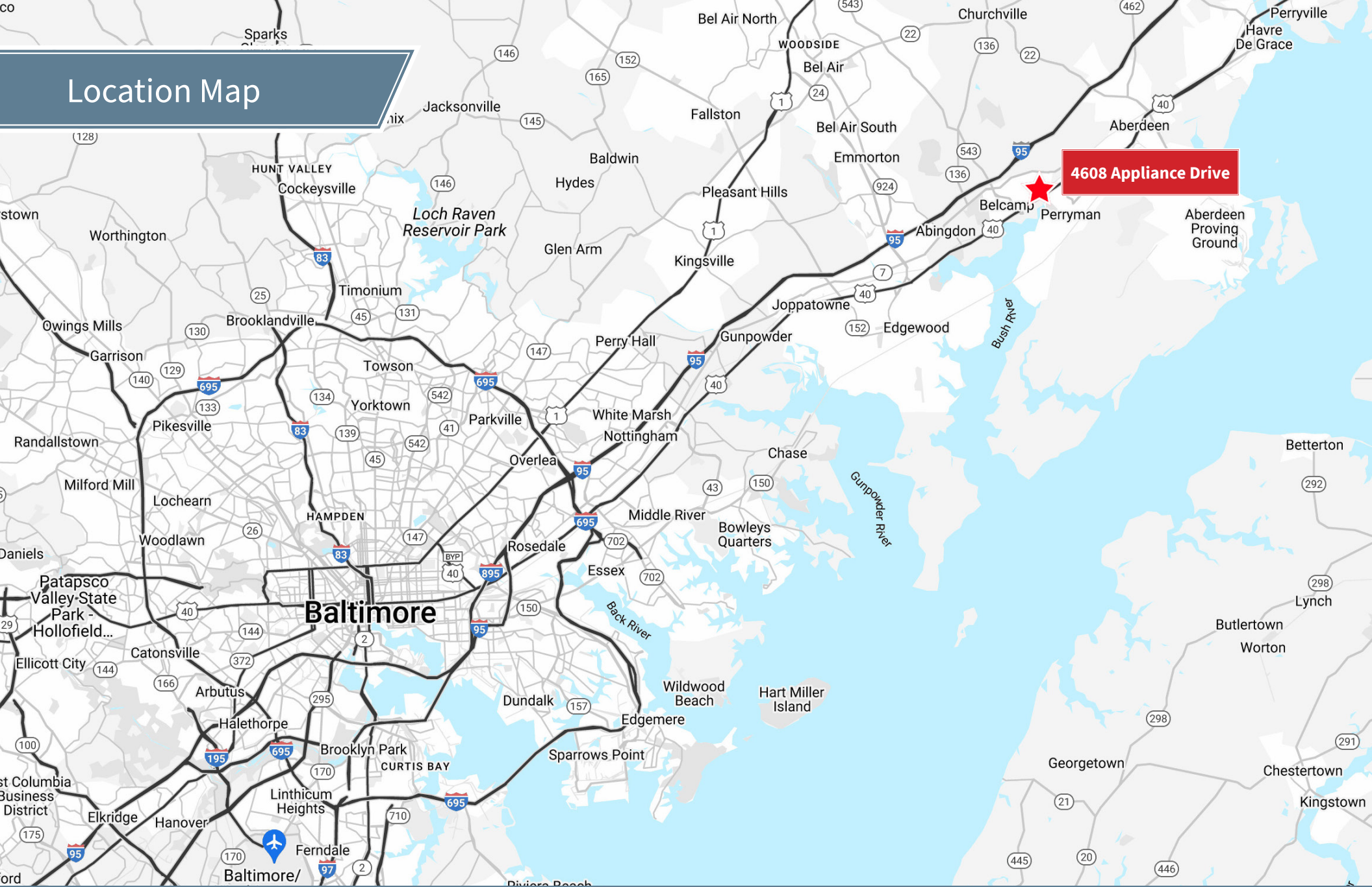
SEPHORA



S. Philadelphia Blvd



Location Map



**For more information,
please contact:**

Todd Hughes
443.451.2608

todd.hughes@jll.com

Greg Ferraro
443.451.2618

greg.ferraro@jll.com

Rob Maddux
443.931.3353

rob.maddux@jll.com