

212 E Green Bay Street, Shawano, WI



Seller Financing
Available up to
\$250K at 6%
Interest Rate!

**PRICE
REDUCED!**



For additional information, please contact:

Gregory Hedrich
Commercial Real Estate Advisor
608.844.9063
gregoryh@naipfefferle.com

Table of Contents

Property Overview	
The Property	3
Financial Analysis	
Financial Information	5
Demographics and Mapping	
Area Demographics and Maps	7



Disclaimer: The information contained herein was obtained from sources believed reliable, however, NAI Pfefferle makes no guarantees, warranties, or representations as to the completeness or accuracy thereof. The presentation of this property is submitted subject to errors, omission, change of price or other conditions, prior sale or lease, or withdrawal without notice.

The attached information is proprietary and strictly confidential. It is intended to be reviewed only by the party receiving it from NAI Pfefferle and may not be made available to any other person or entity without the written consent of NAI Pfefferle. This information has been prepared to provide summary, unverified information to prospective purchasers. It is not a substitute for a thorough due diligence investigation and is not a prediction of future performance. NAI Pfefferle has not made any investigation, and makes no warranty or representation, with respect to the income or expenses for the subject property; the future projected financial performance of the property; the size and square footage of the property and improvements; the presence or absence of contaminating substances including, but not limited to, PCBs or asbestos; the compliance with State and Federal regulations; the physical condition of the improvements thereon; or the financial condition or business prospects of any tenant, or any tenant's plans or intentions to continue its occupancy of the subject property. The information has been obtained from sources we believe to be reliable; however, NAI Pfefferle has not verified, and will not verify, any of the information contained herein, nor has NAI Pfefferle conducted any investigation regarding these matters and makes no warranty or representation whatsoever regarding the accuracy or completeness of the information provided or any assumptions made.

All potential buyers must take appropriate measures to verify all of the information set forth herein and to consult with a financial adviser and other experts such as an appraiser or CPA.

Property Overview

Features:

- Retail center in the heart of downtown Shawano, featuring below-market rents and listed at \$96.80 PSF — significant upside potential
- Solid investment anchored by established regional and multi-location tenants such as Miracle-Ear and Advanced Physical Therapy
- Long-term occupancy stability, with an average tenant tenure of 13.38 years
- Strong estimated debt service coverage ratio of 1.38
- Excellent visibility and convenient access via multiple ingress and egress points.

Details:

This property offers a rare opportunity to acquire a well-located retail center near the heart of downtown Shawano. The property is fully leased and anchored by long-standing tenants, with an average occupancy exceeding 13 years, providing stable, immediate cash flow. Below-market rents present a clear path for upside through strategic rent adjustments. With multiple access points and strong visibility, the location offers both high exposure and operational convenience. For investors seeking value-add potential and a solid income-producing asset, this property delivers strong fundamentals and long-term growth opportunity.

9%

Cap Rate

\$1,475,000

Sale Price

15,238 SF

Building Size

AMPLE ONSITE

Parking

0.52

Acres

COMMERCIAL

ZONING

2004

Year Built

Financial Analysis

9% CAP RATE

RENT ROLL (LEASE TYPE = N)

Tenant	Suite	SF	% Building Share	LEASE TERM		ACTUAL BASE RENT			Annual Increases	Property Tax Reimbursement
				Begin	End	Monthly	PSF/ Month	Annually		
Advanced Pain Therapy	A	5,150	33.8%	3/1/2008	3/30/2026	\$4,292	\$10	\$51,504	N/A	\$10,681.00
Valhalla Fitness	C	4,000	26.3%	12/1/2017	11/1/2028	\$2,860	\$8.58	\$34,320	N/A	\$8,310.96
Miracle Ear	D	1,300	8.5%	2/1/2025	1/31/2030	\$995	\$9.18	\$11,940	\$360	\$2,686.05
Energy Services	E	1,000	6.6%	8/1/2022	7/31/2026	\$1,050	\$12.60	\$12,600	\$600	\$2,085.64
Heights Finance	F	1,788	11.7%	2/1/2026	1/31/2029	\$1,459	\$9.79	\$17,508	N/A	\$3,697.27
Staff of Life	G	2,000	13.1%	9/1/1993	12/31/2026	\$1,300	\$7.80	\$15,600	\$25	\$4,139.68
Totals		15,238				\$11,956	\$9.66	\$143,472		\$31,600.60

Occupied Tenants: 6

Occupied GLA: 100% Unoccupied GLA: 0.000%

Strong Historical Occupancy: Average Tenancy of 13.38 Years

VALUATION SUMMARY

	ACTUAL
Price	\$1,475,000
Required Equity	\$376,125
Cap Rate	9%
Price Per Square Foot	\$96.80
Net Operating Income	\$132,716
Debt Service	(\$95,952.60)
Cash Flow After Debt	\$36,763.40
Cash on Cash Return	10.23%

FINANCE SUMMARY

	LOAN TYPE: CONVENTIONAL
Loan Principal	(\$1,106,250)
Interest Rate	7.25%
Loan Term (Years)	5 Years
Amortization Period (Years)	25 Years
Interest Only Period (Months)	0 Months
Loan Fee	0.50%
Actual (Annualized) Debt Coverage Ratio	1.38



Financial Analysis

9% CAP RATE

CASH FLOW

REVENUE	2025 ESTIMATE	
	\$ Per Year	\$ Per SF
Base Rental Revenue	\$145,884	\$9.57
Reimbursement Revenue (Property Taxes)	\$31,601	\$2.07
Total Gross Revenue	\$177,485	\$11.65
Credit Loss/Vacancy	\$0.00	\$0.00
Effective Gross Revenue	\$177,485	\$11.65

EXPENSES

Repairs & Maintenance	(\$5,835)	(\$0.38)
Utilities	\$0.00	\$0.00
Landscaping	(\$2,950)	(\$0.19)
Insurance	(\$4,380)	(\$0.29)
Real Estate Taxes	(\$31,601)	(\$2.07)
Total Operating Expenses	(\$44,766)	(\$2.94)

NET OPERATING INCOME

NET OPERATING INCOME	\$132,719	\$8.71
Cash Flow Before Debt	\$132,719	\$8.71

Demographics



POPULATION

1 MILE:	5,883
3 MILES:	11,729
5 MILES:	13,943



AVERAGE INCOME

1 MILE:	\$83,057
3 MILES:	\$88,337
5 MILES:	\$91,049



AVERAGE HOUSEHOLDS

1 MILE:	2,629
3 MILES:	5,267
5 MILES:	6,260



EMPLOYEES

1 MILE:	2,890
3 MILES:	6,395
5 MILES:	7,000

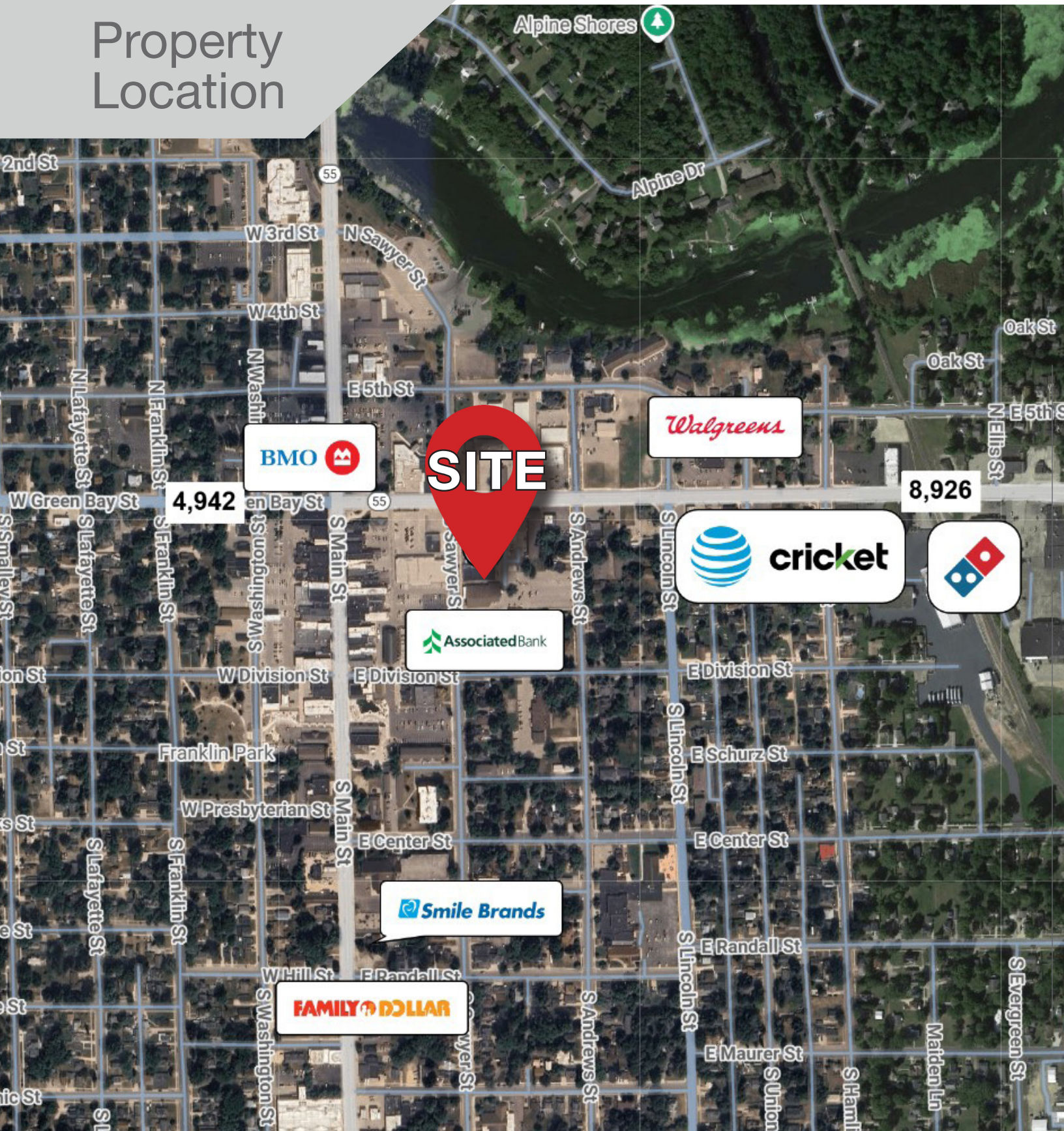



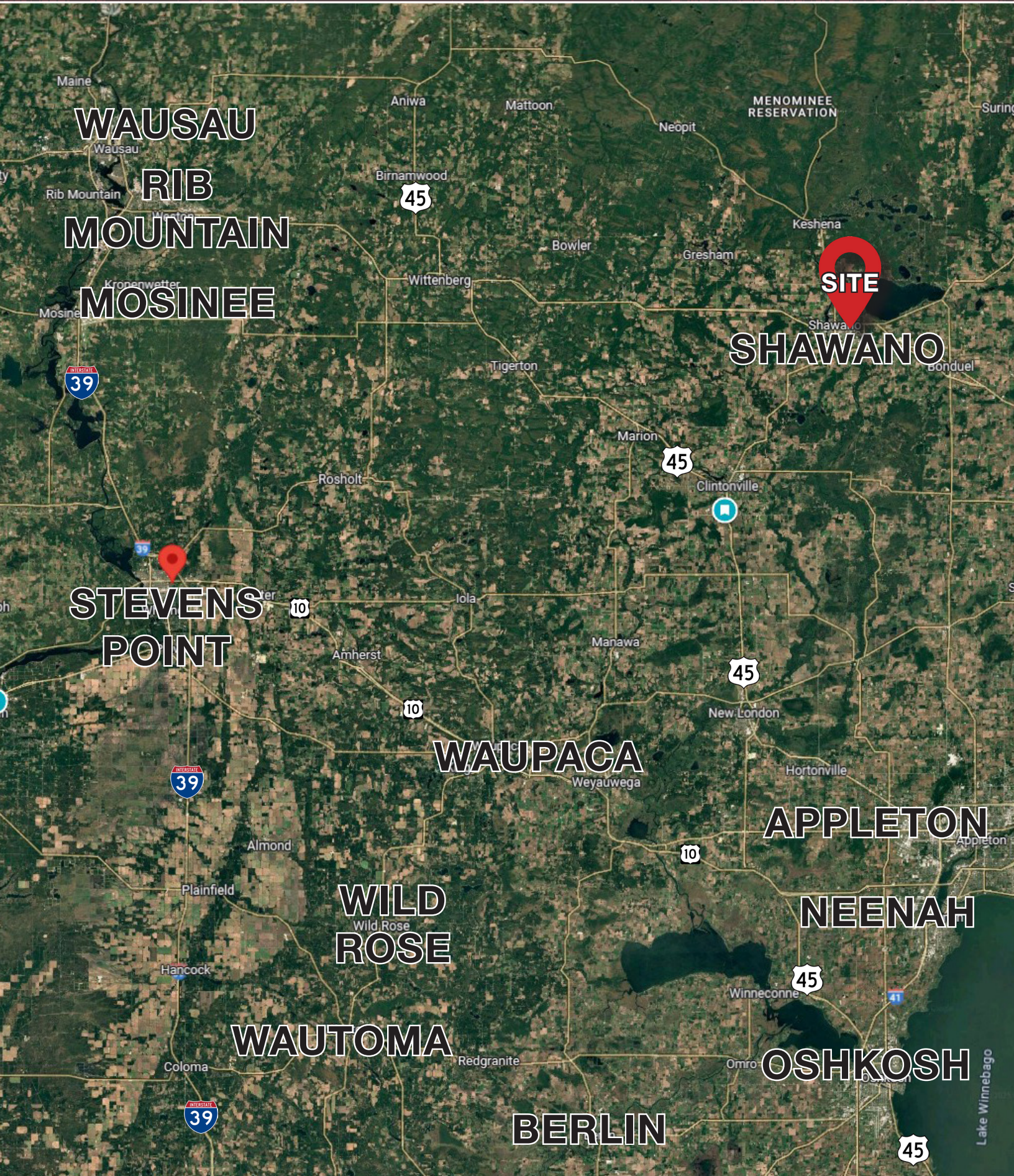
BUSINESSES

1 MILE:	263
3 MILES:	490
5 MILES:	523



Property Location





SITE

For additional information please contact:



Gregory Hedrich
Commercial Real Estate Advisor
NAI Pfefferle
608.844.9063
gregoryh@naipfefferle.com

Appleton

200 E. Washington Street, Suite 2A, Appleton, WI 54911
920.968.4700

Green Bay

480 Pilgrim Way, Suite 1520, Green Bay, WI 54304
920.884.5000

Milwaukee

1233 N. Mayfair Road, Suite 207, Milwaukee, WI 53226
414.424.8200

Sheboygan

3414 Mill Road, Sheboygan, WI 53083
920.783.6330

Wausau

327 N. 17th Avenue, Suite 303, Wausau, WI 54401
715.261.2922

naipfefferle.com

naiglobal.com

pfefferle.biz

