

Business Key Facts

5460 Main St, Shallotte, North Carolina, 28470 | Drive time: 5, 10, 15 minute radii



This infographic features record-level business information. It is best suited for smaller area analysis such as census tracts, neighborhoods, and smaller zip codes.

Key Statistics

10 minutes

800

Total Businesses

6,580

Total Employees

\$1.40B

Total Sales

1.9%

Unemployment Rate

Daytime Population

10 minutes



12,780

Total Population



15,795

Total Daytime Population

Ratio of daytime to total population:

1.24

Values > 1.0 mean that more people come to the area during the day than live there.



Suburb

Dominant Urbanicity Type

10 minutes



8.3

Avg Number of Employees



22.9 ↑

Total Business Per Sq Mi
This is 290.6% higher than **Brunswick County**

10 minutes

Top 25 Largest Businesses in Area



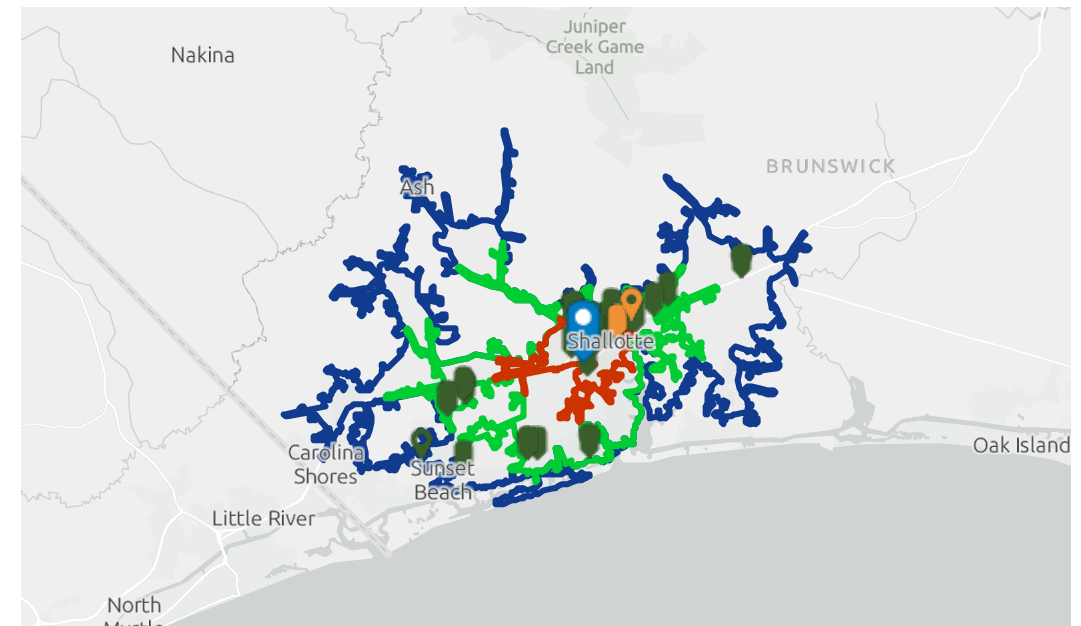
12

100 or More Employees



25*

\$10M+ Annual Sales Vol



Highest sales volume

R D White & Son

Independent

\$252M

Most Employees

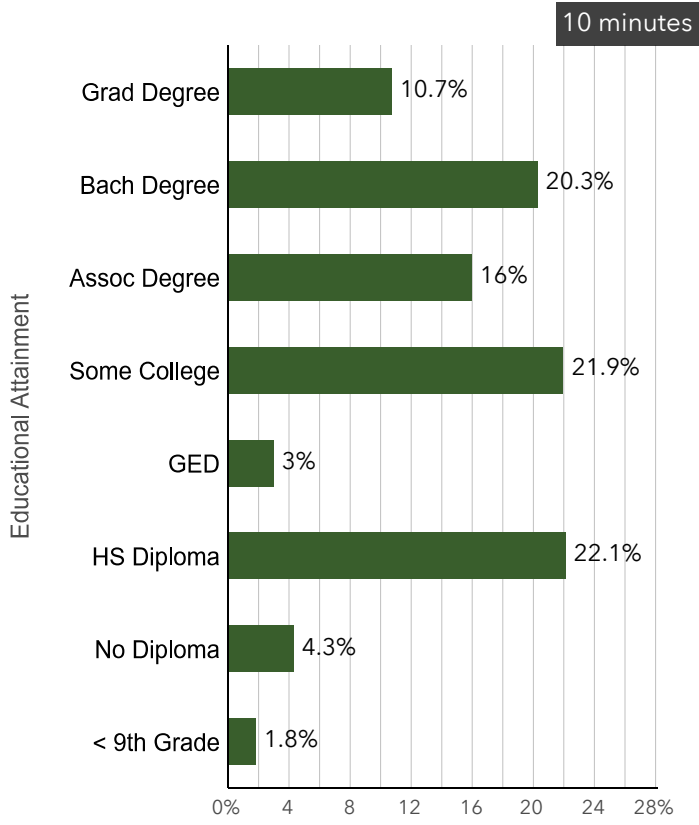
Walmart Supercenter

Branch

525

About the Workforce


10 minutes



Tapestry

10 minutes

Top 3 segments by household count



[View comparison table](#)

About the Community

10 minutes

10 minutes

10 minutes



Businesses Per 1,000 Population

Business Categories	5 minutes	10 minutes	15 minutes	ZIP Codes 28470 (Shallotte)	States North Carolina	United States of America United States
Restaurants	7.68	4.93	3.46	4.51	2.24	2.45
Health Care & Social Assistance	9.83	5.48	4.56	5.29	3.52	3.76
Retail	20.59	11.66	8.12	9.96	4.63	4.59
Manufacturing	2.15	1.33	1.03	1.17	1.25	1.32
Finance & Insurance	5.53	2.97	1.93	2.57	1.64	1.79
Professional & Tech Services	11.99	5.56	3.59	5.21	3.16	3.60

Source: This infographic contains data provided by Esri-Data Axle (2025), Esri (2025). Note: business sales volumes and employee counts are estimates provided by Data Axle. * Indicates the number of locations has reached the maximum.