

FOR SALE | LAND ON NEW LIGHT RAIL LINE

C-3 Hard Corner Lot On Central Ave

1755 S Central Ave | Phoenix, AZ 85004

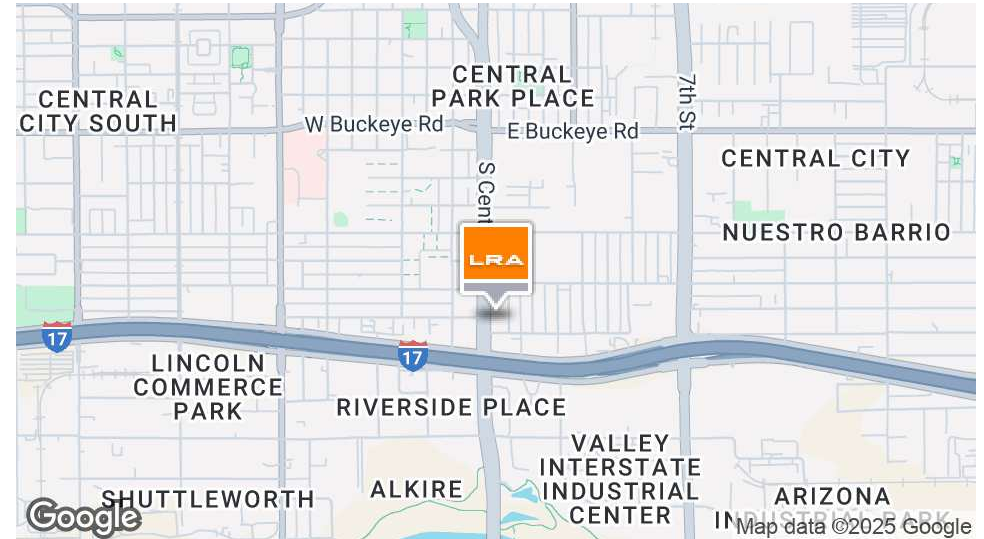
PRESENTED BY:

Don Mortensen Principal, Broker | 602.451.3684 | don@lraphx.com



Potential Drive Thru Location

1755 S Central Ave | Phoenix, AZ 85004



OFFERING SUMMARY

Sale Price:	\$3,369,000
Lot Size:	54,762 SF
Price / Acre:	\$2,679,844
Year Built:	1950
Zoning:	C-3

PROPERTY OVERVIEW


Located at 1755 S Central Ave, this historic 1950-built property offers a prime commercial (C-3) zoning designation, ideal for diverse development opportunities. Situated in a thriving area of Phoenix, it presents strong potential for investors looking to establish a presence in a dynamic, high-growth market.

PROPERTY HIGHLIGHTS

- C-3 commercial zoning
- Flexible development options
- Ideal for land investors
- Flat, usable lot
- Established utility access
- Frontage on S Central Ave
- Potential for reuse or rebuild




Highly Visible Lot Just Off Of Freeway

1755 S Central Ave | Phoenix, AZ 85004

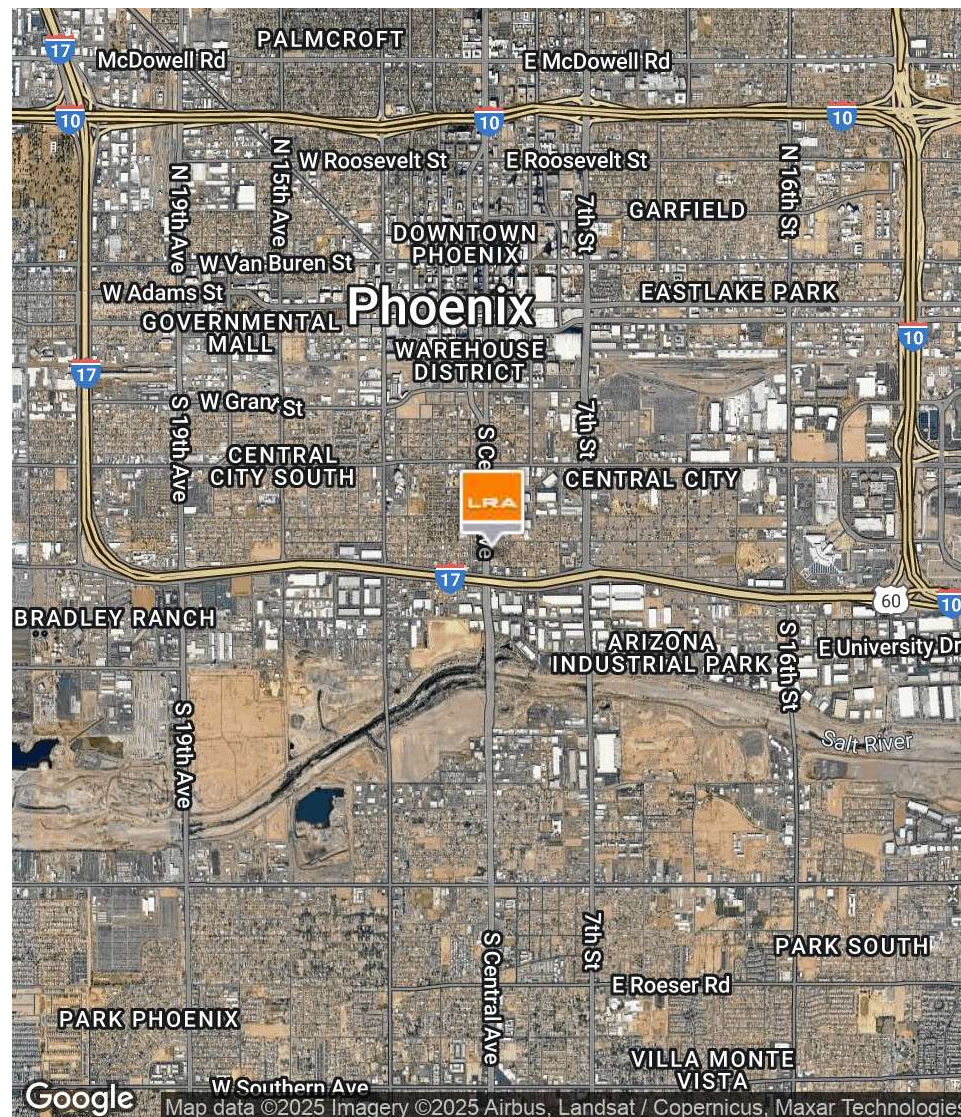


1755 S Central Ave

1755 S Central Ave | Phoenix, AZ 85004



1755 S Central Ave | Phoenix, AZ 85004



Improving Area

1755 S Central Ave | Phoenix, AZ 85004

POPULATION

	0.5 MILES	1 MILE
Total Population	2,174	7,479
Average Age	36	36
Average Age (Male)	35	35
Average Age (Female)	37	36

HOUSEHOLDS & INCOME

	0.5 MILES	1 MILE
Total Households	760	2,491
# of Persons per HH	2.9	3
Average HH Income	\$39,085	\$51,440
Average House Value	\$669,676	\$470,918

Demographics data derived from AlphaMap

