

For Lease

Warehouse for Lease

130 Day Street
Seymour, CT 06483



Property Highlights

- **\$3,500 per month + utilities**
- 0.6mi to Route 8
- 3,120sf Warehouse
- 12.8' tall x 15.8' long hanger doors
- 175sf office trailer
- 2 bathrooms on site
- Fenced in back yard

Property Summary

This property is paradise for landscapers and alike. 1 acre parcel with both front yard and fenced in back yard. 2 structures on the parcel for your use. First is a steel warehouse with 100-amp service, 1 bathroom, oil furnace, 2 wood stoves, concrete pad floors, storage bays, and 2 massive hanger doors on each side. Doors are approximately 12'8" tall with a 15'8" openings. The office trailer is about 175sf with a bathroom and 2 other rooms.

For more information contact:

Tyler McPherson
203-645-0634
tylemcperson@kw.com
thegenerationsteam.com

Keller Williams Legacy Partners
The Generations Team of Keller Williams Legacy Partners
kwcommercial.com
866 N Main St Ext, Wallingford, CT 06492



We obtained the information above from sources we believe to be reliable. However, we have not verified its accuracy and make no guarantee, warranty or representation about it. It is submitted subject to the possibility of errors, omissions, change of price, rental or other conditions, prior sale, lease or financing, or withdrawal without notice. We include projections, opinions, assumptions or estimates for example only, and they may not represent current or future performance of the property. You and your tax and legal advisors should conduct your own investigation of the property and transaction. Each office is independently owned and operated.

For Lease

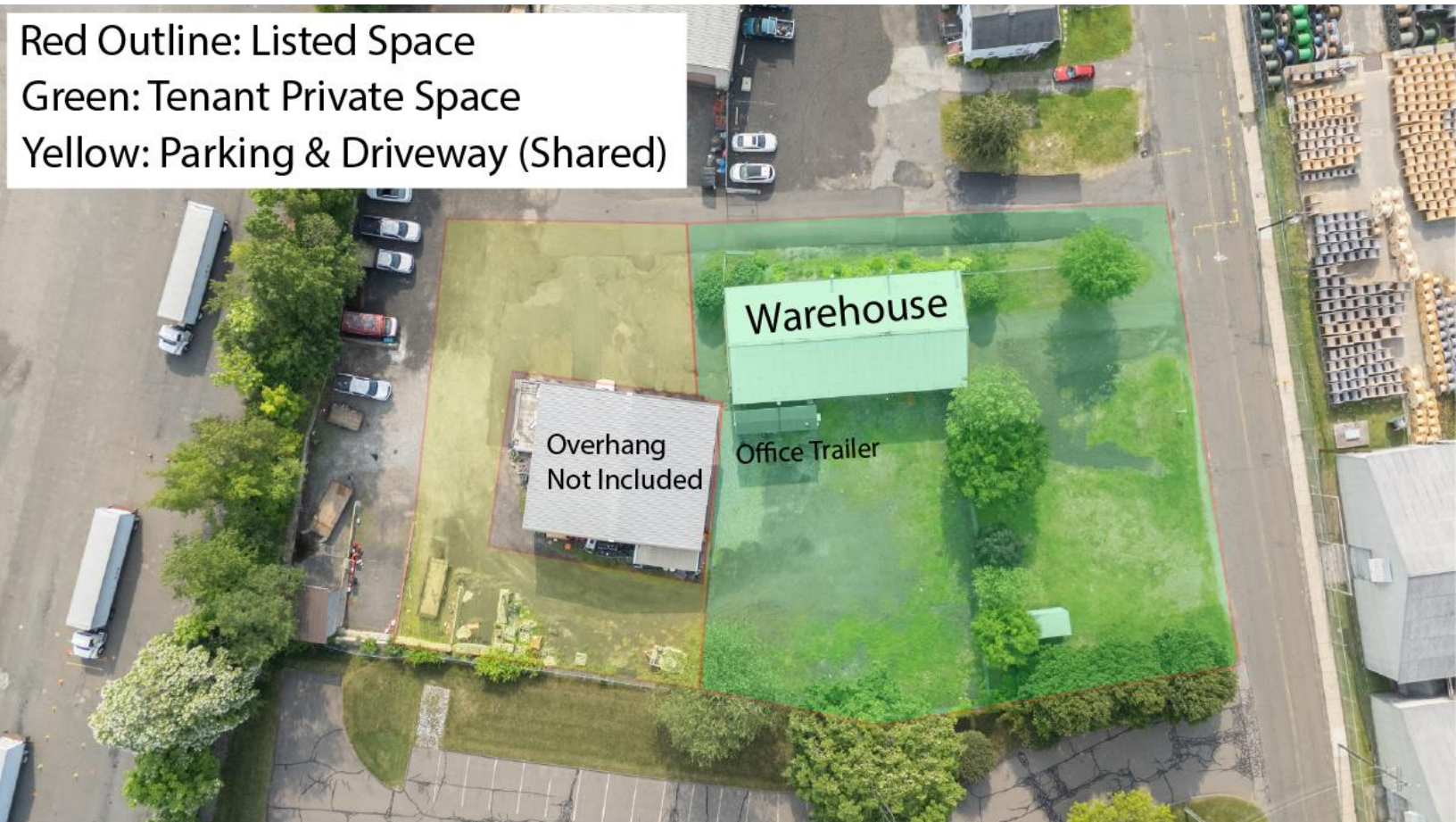
130 Day Street
Seymour, CT 06483



Warehouse for Lease

Spaces Available

Red Outline: Listed Space
Green: Tenant Private Space
Yellow: Parking & Driveway (Shared)



For more information contact:

Tyler McPherson
203-645-0634
tylermcperson@kw.com
thegenerationsteam.com

Keller Williams Legacy Partners
The Generations Team of Keller Williams Legacy Partners
kwcommercial.com
866 N Main St Ext, Wallingford, CT 06492



We obtained the information above from sources we believe to be reliable. However, we have not verified its accuracy and make no guarantee, warranty or representation about it. It is submitted subject to the possibility of errors, omissions, change of price, rental or other conditions, prior sale, lease or financing, or withdrawal without notice. We include projections, opinions, assumptions or estimates for example only, and they may not represent current or future performance of the property. You and your tax and legal advisors should conduct your own investigation of the property and transaction. Each office is independently owned and operated.

For Lease

Warehouse for Lease

130 Day Street
Seymour, CT 06483



Additional Photos



For more information contact:

Tyler McPherson
203-645-0634
tylermcpherson@kw.com
thegenerationsteam.com

Keller Williams Legacy Partners
The Generations Team of Keller Williams Legacy Partners
kwcommercial.com
866 N Main St Ext, Wallingford, CT 06492



We obtained the information above from sources we believe to be reliable. However, we have not verified its accuracy and make no guarantee, warranty or representation about it. It is submitted subject to the possibility of errors, omissions, change of price, rental or other conditions, prior sale, lease or financing, or withdrawal without notice. We include projections, opinions, assumptions or estimates for example only, and they may not represent current or future performance of the property. You and your tax and legal advisors should conduct your own investigation of the property and transaction. Each office is independently owned and operated.

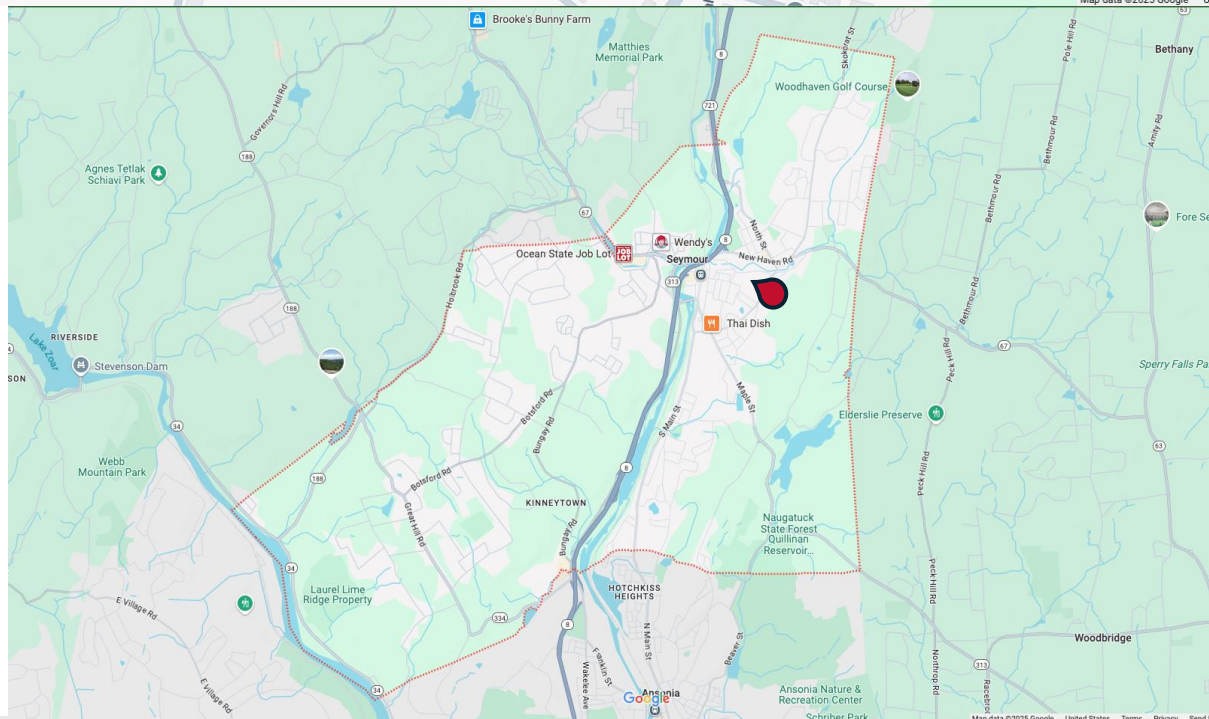
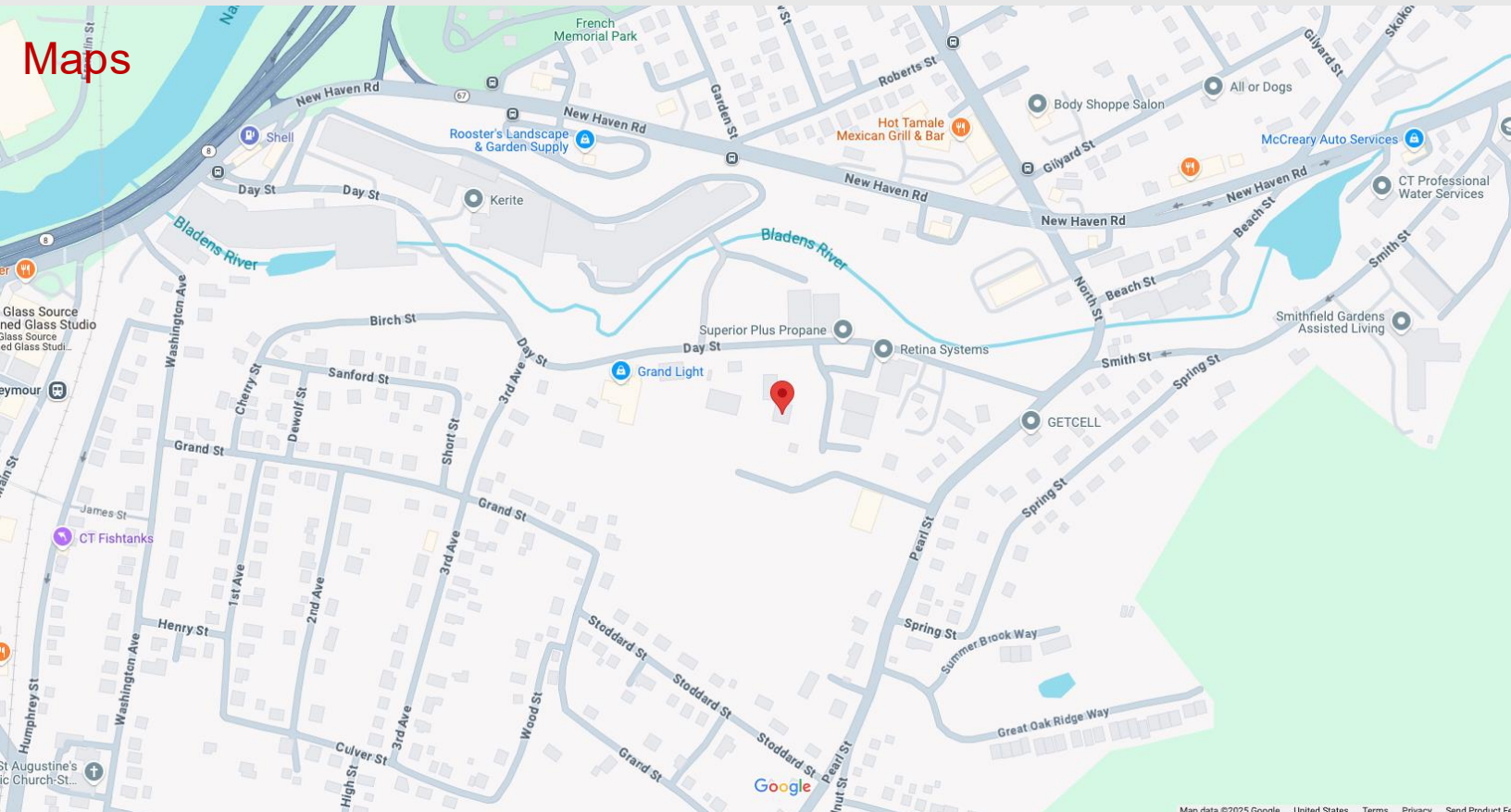
For Lease

Warehouse for Lease

130 Day Street Seymour, CT 06483



Maps



For more information contact:

Tyler McPherson
203-645-0634
tylermcpherson@kw.com
thegenerationsteam.com

Keller Williams Legacy Partners
The Generations Team of Keller Williams Legacy Partners
kwcommercial.com
866 N Main St Ext, Wallingford, CT 06492



We obtained the information above from sources we believe to be reliable. However, we have not verified its accuracy and make no guarantee, warranty or representation about it. It is submitted subject to the possibility of errors, omissions, change of price, rental or other conditions, prior sale, lease or financing, or withdrawal without notice. We include projections, opinions, assumptions or estimates for example only, and they may not represent current or future performance of the property. You and your tax and legal advisors should conduct your own investigation of the property and transaction. Each office is independently owned and operated.



2025 Town Profile

1 / 2

Seymour, Connecticut

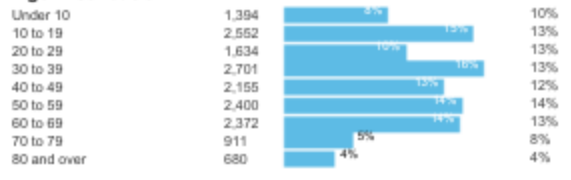
General

	Seymour	State
ACS, 2019-2023 Current Population	16,799	3,598,348
Land Area <i>mi</i>	15 1,157	4,842
Population Density <i>people per mi</i>	6,287 41	743
Number of Households	\$103,682	1,420,170
Median Age	6%	41
Median Household Income		\$93,760
Poverty Rate		10%

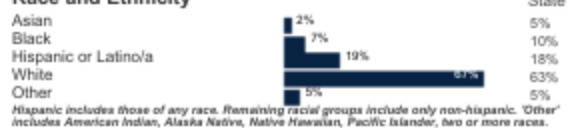
Demographics

ACS, 2019-2023

Age Distribution




Race and Ethnicity



Language Spoken at Home



Educational Attainment



Economy

Top Industries

Lightcast, 2023 (2 and 3 digit NAICS)	Jobs	Share of Industry
1 Manufacturing	1,424	
<i>Transportation Equip Mfg</i>		44%
2 Construction	519	57%
<i>Specialty Trade Contractors</i>		
3 Accommodation and Food Services	504	93%
<i>Food Services and Drinking Places</i>		
4 Health Care and Social Assistance	422	55%
<i>Nursing and Residential Care Facilities</i>	361	
5 Retail Trade	361	43%
<i>Food and Beverage Stores</i>	4,693	
Total Jobs, All Industries		

SOTS Business Registrations

Secretary of the State, March 2025

New Business Registrations by Year

Year	2020	2021	2022	2023	2024
Total	117	147	138	187	141

Total Active Businesses 1,305

Key Employers

Data from Municipalities, 2025

- Marmon Utility LLC
- Connecticut Basement Systems
- Microboard Processing Inc
- Raf Electronic Hardware
- Thule Group

Housing

ACS, 2019-2023

	Seymour	State
Median Home Value	\$344,900	\$343,200
Median Rent	\$1,511	\$1,431
Housing Units	6,436	1,536,049

Owner-Occupied



Schools

CT Department of Education, 2024-25

School Districts

School District	Available Grades	Total Enrollment	Pre-K Enrollment	4-Year Grad Rate (2022-23)
Seymour School District	PK-12	2,103	43	85%
Statewide	-	508,402	20,762	88%

Smarter Balanced Assessments

Met or Exceeded Expectations, 2023-24	Math	ELA
Seymour School District	52%	52%
Statewide	44%	49%



For more information contact:

Tyler McPherson
203-645-0634
tylemcperson@kw.com
thegenerationsteam.com

Keller Williams Legacy Partners
The Generations Team of Keller Williams Legacy Partners
kwcommercial.com
866 N Main St Ext, Wallingford, CT 06492



We obtained the information above from sources we believe to be reliable. However, we have not verified its accuracy and make no guarantee, warranty or representation about it. It is submitted subject to the possibility of errors, omissions, change of price, rental or other conditions, prior sale, lease or financing, or withdrawal without notice. We include projections, opinions, assumptions or estimates for example only, and they may not represent current or future performance of the property. You and your tax and legal advisors should conduct your own investigation of the property and transaction. Each office is independently owned and operated.



2025 Town Profile
2 / 2

Seymour, Connecticut

Labor Force

CT Department of Labor, 2024

	Seymour	State
Employed	8,616	1,842,285
Unemployed	338	67,181
Unemployment Rate	4%	4%
Self-Employment Rate*	10%	10%

*ACS, 2019-2023

Catchment Areas of 15mi, 30mi, and 60mi

Population within 45 minutes:
1,872,946

Fiscal Indicators

CT Office of Policy and Management, State FY 2021-22

Municipal Revenue

Total Revenue	\$64,575,148
Property Tax Revenue	\$46,645,276
<i>per capita</i>	\$2,775 85%
<i>per capita, as % of state avg.</i>	\$16,294,690
Intergovernmental Revenue	102%
Revenue to Expenditure Ratio	

Municipal Expenditure

Total Expenditure	\$63,340,291
Educational	\$40,491,862
Other	\$22,848,429

Grand List

Equalized Net Grand List	\$1,888,907,180
<i>per capita</i>	\$112,375
<i>per capita, as % of state avg.</i>	63%
Commercial/Industrial	9%
Share of Net Grand List	34.71
Actual Mill Rate	24.49
Equalized Mill Rate	

Municipal Debt

Moody's Rating (2024)	-
S&P Rating (2024)	AA
Total Indebtedness	\$46,099,211
<i>per capita</i>	\$2,743
<i>per capita, as % of state avg.</i>	93% 73%
<i>as percent of expenditures</i>	\$3,504,557
Annual Debt Service	
<i>as % of expenditures</i>	6%

Access

ACS, 2019-2023

	Seymour	State
Mean Commute Time *	32 min	26 min
No Access to a Car	9%	9%
No Internet Access	7%	7%

Commute Mode

Mode	Seymour	State
Public Transport	3%	3%
Walking or Cycling	3%	3%
Driving	78%	85%
Working From Home *	12%	8%

Public Transit

CTtransit Service	New Haven metro
Other Public Bus Operations	Valley Transit District
Train Service	Metro-North

* 5 year estimates include pre-pandemic data

For more information contact:

Tyler McPherson
203-645-0634
tylermcperson@kw.com
thegenerationsteam.com

Keller Williams Legacy Partners
The Generations Team of Keller Williams Legacy Partners
kwcommercial.com
866 N Main St Ext, Wallingford, CT 06492



We obtained the information above from sources we believe to be reliable. However, we have not verified its accuracy and make no guarantee, warranty or representation about it. It is submitted subject to the possibility of errors, omissions, change of price, rental or other conditions, prior sale, lease or financing, or withdrawal without notice. We include projections, opinions, assumptions or estimates for example only, and they may not represent current or future performance of the property. You and your tax and legal advisors should conduct your own investigation of the property and transaction. Each office is independently owned and operated.