

CORNERSTONE PLAZA - CINCINNATI, OH MSA

FULLY-OCCUPIED MULTI-TENANT RETAIL CENTER FOR SALE



4727 - 4785 Dixie Hwy Cornerstone Plaza | Fairfield, OH 45014

Encore Real Estate Investment Services | 6755 Daly Road, West Bloomfield, MI 48322 | encorereis.com

CONFIDENTIALITY AND DISCLAIMER

All materials and information received or derived from Encore Real Estate Investment Services, LLC its directors, officers, agents, advisors, affiliates and/or any third party sources are provided without representation or warranty as to completeness, veracity, or accuracy, condition of the property, compliance or lack of compliance with applicable governmental requirements, developability or suitability, financial performance of the property, projected financial performance of the property for any party's intended use or any and all other matters.

Neither Encore Real Estate Investment Services, LLC its directors, officers, agents, advisors, or affiliates makes any representation or warranty, express or implied, as to accuracy or completeness of the any materials or information provided, derived, or received. Materials and information from any source, whether written or verbal, that may be furnished for review are not a substitute for a party's active conduct of its own due diligence to determine these and other matters of significance to such party. Encore Real Estate Investment Services, LLC will not investigate or verify any such matters or conduct due diligence for a party unless otherwise agreed in writing.

EACH PARTY SHALL CONDUCT ITS OWN INDEPENDENT INVESTIGATION AND DUE DILIGENCE.

Any party contemplating or under contract or in escrow for a transaction is urged to verify all information and to conduct their own inspections and investigations including through appropriate third party independent professionals selected by such party. All financial data should be verified by the party including by obtaining and reading applicable documents and reports and consulting appropriate independent professionals. Encore Real Estate Investment Services, LLC makes no warranties and/or representations regarding the veracity, completeness, or relevance of any financial data or assumptions. Encore Real Estate Investment Services, LLC does not serve as a financial advisor to any party regarding any proposed transaction. All data and assumptions regarding financial performance, including that used for financial modeling purposes, may differ from actual data or performance. Any estimates of market rents and/or projected rents that may be provided to a party do not necessarily mean that rents can be established at or increased to that level. Parties must evaluate any applicable contractual and governmental limitations as well as market conditions, vacancy factors and other issues in order to determine rents from or for the property.

Legal questions should be discussed by the party with an attorney. Tax questions should be discussed by the party with a certified public accountant or tax attorney. Title questions should be discussed by the party with a title officer or attorney. Questions regarding the condition of the property and whether the property complies with applicable governmental requirements should be discussed by the party with appropriate engineers, architects, contractors, other consultants and governmental agencies. All properties and services are marketed by Encore Real Estate Investment Services, LLC in compliance with all applicable fair housing and equal opportunity laws.

TABLE OF CONTENTS

EXCLUSIVELY LISTED BY:

DAN LEWKOWICZ

Senior Director

248.943.2838

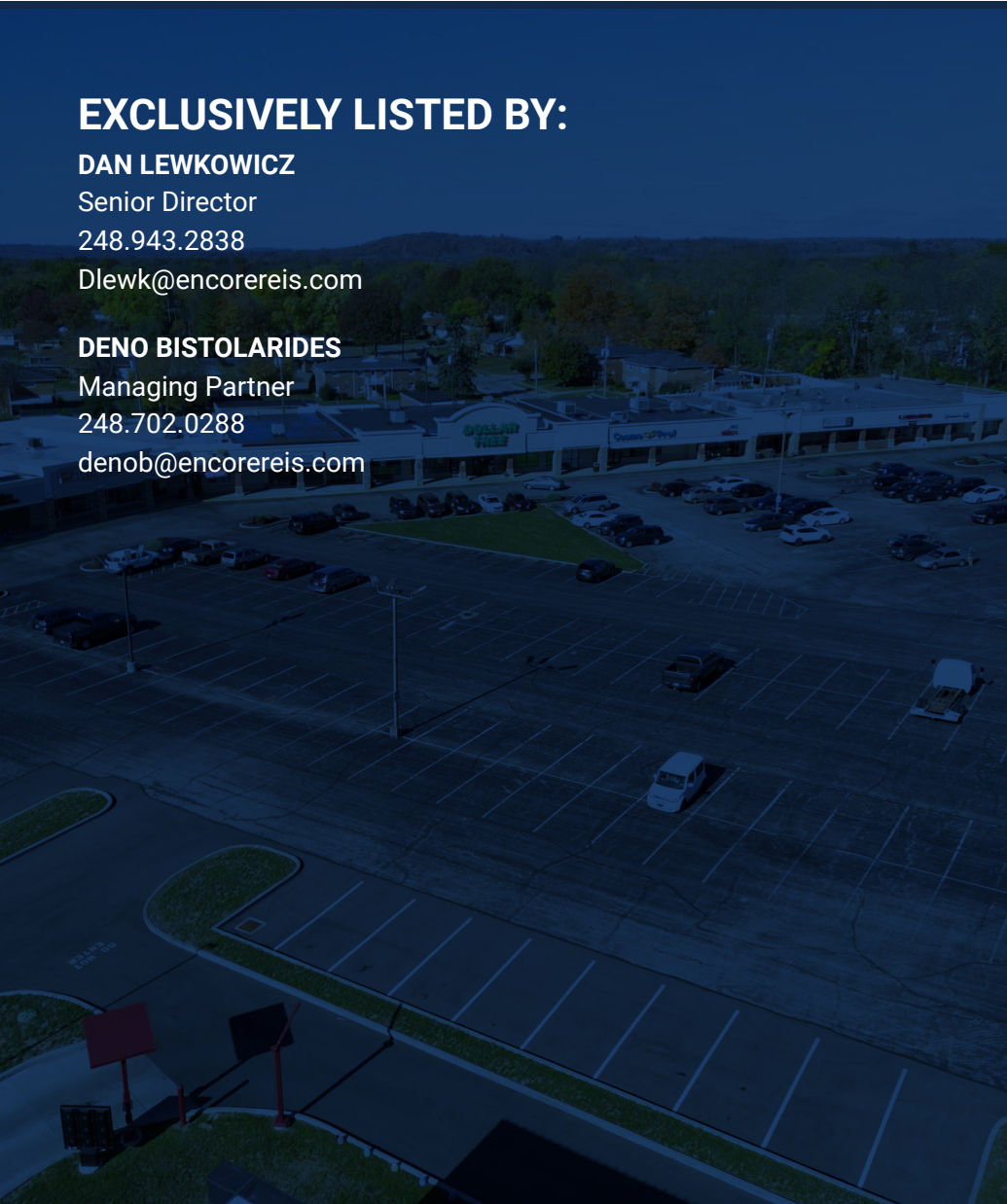
Dlewk@encoreeis.com

DENO BISTOLARIDES

Managing Partner

248.702.0288

denob@encoreeis.com



CONFIDENTIALITY AND DISCLAIMER	2
EXECUTIVE SUMMARY	4
RENT ROLL	5
INCOME & EXPENSES	6
ADDITIONAL PHOTOS	7
ADDITIONAL PHOTOS (FULL PAGE)	8
ADDITIONAL PHOTOS (FULL PAGE)	9
ADDITIONAL PHOTOS (FULL PAGE)	10
ADDITIONAL PHOTOS (FULL PAGE)	11
ADDITIONAL PHOTOS (FULL PAGE)	12
ADDITIONAL PHOTOS (FULL PAGE)	13
ADDITIONAL PHOTOS (FULL PAGE)	14
ADDITIONAL PHOTOS (FULL PAGE)	15
ADDITIONAL PHOTOS (FULL PAGE)	16
MARKET OVERVIEW	17
RETAILER MAP	18
AERIAL	19
AERIAL	20
REGIONAL MAP	21

EXECUTIVE SUMMARY

CLICK ON THE FOLLOWING LINKS:  Google Map  Street View

SALE PRICE **\$7,827,960**

CAP RATE **8.31%**

INVESTMENT SUMMARY

NOI:	\$650,746
Price / SF:	\$81.28
Rent / SF:	\$6.76
Building Size:	96,313 SF
Land Acreage:	7.95 Acres
Year Built:	1956
Year Renovated	2024

LEASE SUMMARY

Lease Type:	11 Tenants (92.43% Of GLA): NNN 2 Tenants (7.57% Of GLA): Gross Modified
Taxes / CAM / Insurance:	Varies with Tenant
Roof / Structure:	Varies with Tenant
Original Lease Term:	Varies with Tenant
Term Remaining:	Varies with Tenant
Commencement Date:	Varies with Tenant
Term Expiration:	Varies with Tenant
Options:	Varies with Tenant
Increases:	Varies with Tenant

INVESTMENT HIGHLIGHTS

- 96,313 SF Building With 13 Suites
- Prime Retail Location In Fairfield, Ohio (Cincinnati MSA)
- Total Population Within 5 Miles Is In Excess Of 168,400 Residents
- Average Household Income Exceeds \$93,600 Within 5 Miles
- Fully Occupied Bustling Retail Center With Incredibly High Visibility And Ease Of Ingress And Egress
- Over 27,200 Vehicles Per Day In Front Of Property
- Strong Foot Traffic And Established Local Presence
- Below Market Rent Of \$7.05 PSF - Strong Upside Potential In Raising Rents
- 11 Of 13 Tenants On NNN Leases With CAM Reimbursements

DEMOGRAPHICS

	1 MILE	3 MILES	5 MILES
Total Population	7,772	64,022	168,483
Total Households	3,240	25,577	65,182
Average HH Income	\$79,604	\$82,695	\$93,672

RENT ROLL

TENANT NAME	UNIT NUMBER	UNIT SIZE (SF)	LEASE START	LEASE END	ANNUAL RENT	% OF GLA	PRICE / SF/YR	LEASE TYPE	OPTIONS
O'Reilly Auto Parts (Distribution Hub)	4785	31,122	11/15/2024	11/15/2039	\$194,513	32.31	\$6.25	NNN	4 options, 4-5 year
O'Reilly Auto Parts	4783	6,120	11/15/2024	11/15/2039	\$21,491	6.35	\$3.51	NNN	
Great Value Furniture	4781	10,200	5/1/2024	1/14/2028	\$63,750	10.59	\$6.25	NNN	1-5 Year
Treasure Grove	4771	10,561	6/1/2020	5/31/2025	\$35,778	10.97	\$3.39	NNN	N/A
Cassano's Pizza	4761	3,250	4/6/2023	4/5/2028	\$32,988	3.37	\$10.15	NNN	N/A
Express Employment	4757	3,800	3/26/2021	5/31/2027	\$41,800	3.95	\$11.00	NNN	3-5 year
Dollar Tree	4753	10,000	4/1/2014	8/31/2026	\$80,000	10.38	\$8.00	NNN	3-5 year
CosmoProf	4747	3,274	2/13/2018	2/12/2028	\$33,750	3.4	\$10.31	NNN	2-5 year
Aura Nails	4745	3,094	5/1/2018	11/7/2028	\$40,841	3.21	\$13.20	NNN	2-5 year
Cobblestone	4735	5,992	11/1/2023	10/31/2028	\$62,016	6.22	\$10.35	NNN	2-5 year
Star Wireless	4733	1,600	11/1/2020	10/31/2025	\$18,008	1.66	\$11.26	NNN	1-5 year
Nationwide	4731	2,160	5/1/2014	8/31/2025	\$23,544	2.24	\$10.90	Gross	N/A
Bella Stone	4727	5,140	4/1/2024	03/31/2026	\$37,200	5.34	\$7.24	Gross	N/A
Totals/Averages		96,313			\$685,679		\$7.12		

Occupied Square Footage: 96,313 SF

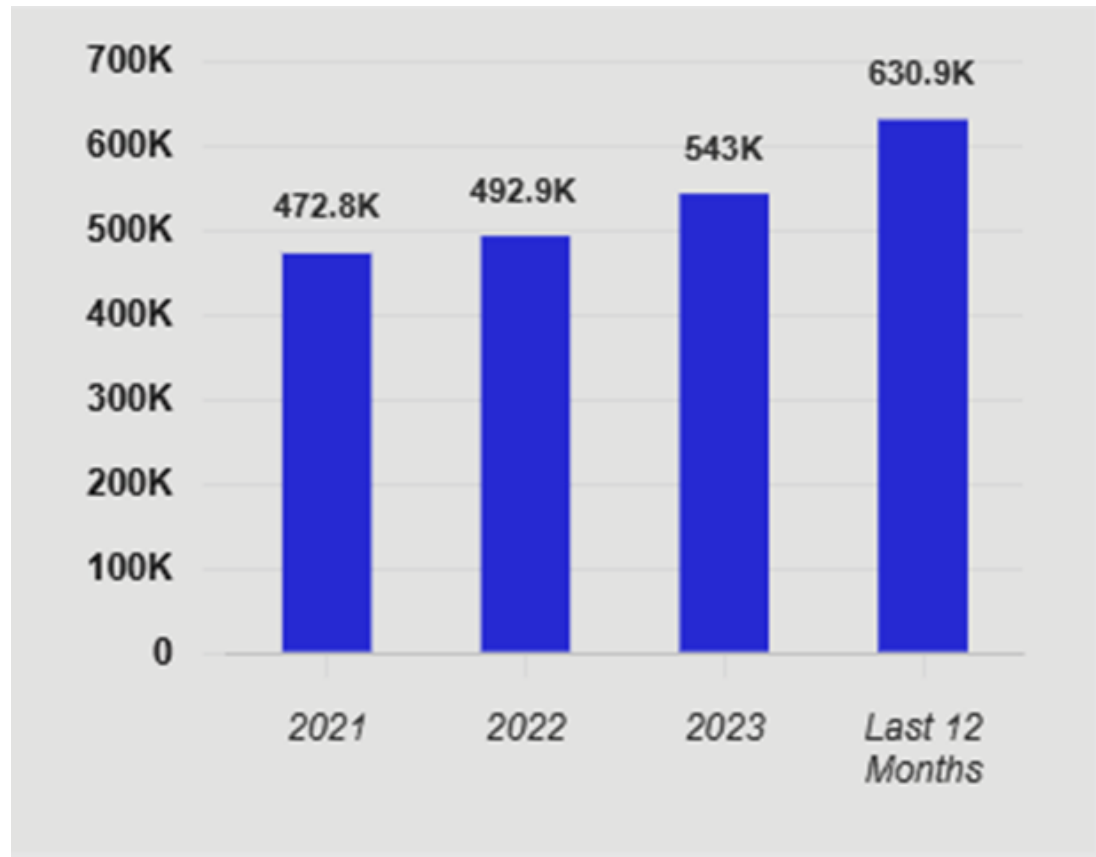
Available Square Footage: 0 SF

Vacancy Rate: 0.0%


INCOME & EXPENSES

INCOME SUMMARY		PER SF
Annual Rent	\$685,678	\$7.12
Taxes, CAM & Insurance Reimbursements	\$174,490	\$1.81
GROSS INCOME	\$860,168	\$8.93
EXPENSES SUMMARY		
Property Tax (Assuming Increase Upon Sale)	\$81,900	\$0.85
Insurance	\$7,952	\$0.08
Snow Removal	\$5,535	\$0.06
Roof Repair	\$550	\$0.01
Dumpster	\$3,958	\$0.04
Repairs and Maintenance	\$21,837	\$0.23
Landscaping/Cleanup	\$19,448	\$0.20
Management Fee (3% of Gross Collected Rent)	\$25,603	\$0.27
Vacancy (5% of Gross Income)	\$42,638	\$0.44
OPERATING EXPENSES	\$209,422	\$2.17
NET OPERATING INCOME	\$650,746	\$6.76

VISITS TO CORNERSTONE PLAZA - WITH 40K SQ FT VACANCY



ADDITIONAL PHOTOS



ADDITIONAL PHOTOS



ADDITIONAL PHOTOS



ADDITIONAL PHOTOS



ADDITIONAL PHOTOS



ADDITIONAL PHOTOS



ADDITIONAL PHOTOS



ADDITIONAL PHOTOS



MARKET OVERVIEW



FAIRFIELD, OHIO

The City of Fairfield is a suburban community located in both Butler and Hamilton counties in the state of Ohio. Fairfield is located approximately 25 miles north of Cincinnati and is situated on the east bank of the Great Miami River. The population was 44,907 as of the 2020 census. Incorporated in 1955 from portions of Fairfield Township it includes the former hamlets of Symmes Corner (named for Celadon Symmes.), Fair Play, Furmandale and Stockton. The Fairfield City School District is one of the largest in Ohio and serves both the City of Fairfield and Fairfield Township.

Fairfield has a highly diversified economy without a dominant industry, though two of the city's top employers are insurance companies. The corporate headquarters of insurance company Cincinnati Financial is located in Fairfield.



Jungle Jim's International Market is a regional tourism destination featuring food and beverage items from all over the world. Jim Bonaminio started the market in 1971 as a produce stand. A reluctant planning commission approved his request on the condition that he would ultimately construct a permanent storefront. Today Jungle Jim's International Market has 50,000 weekly shoppers and annual sales of nearly \$100 million.

Fairfield operates an extensive parks and recreation system with over 500 acres of parkland. Harbin Park is the city's largest at 230 acres. It offers shelter rentals, a large playground, mountain bike trails, a paved trail for walking and biking, basketball and pickleball courts, and a soccer field. It annually hosts the Cincinnati Cyclocross; a cycling competition spread over three days and three Greater Cincinnati communities.

Total Population
Within a 5-Mile
Radius: 168,483

Butler County
Regional Airport -
Hogan Field

RETAILER

goodwill **BIGLOTS!**
LONG JOHN SILVER'S

Wendy's **FRESNIUS MEDICAL CARE**

Subject
Property

Dixie Hwy

McDonald's **Davita**

SUBWAY

U-HAUL

POPEYES Raising Cane's
CHICKEN FINGERS

NAPA
AUTO PARTS

WAFFLE HOUSE

PENN STATION
EAST COAST SUBS
verizon

23,800+ VPD

JUNGLE JIM'S INTERNATIONAL MARKET **cicis** BEYOND PIZZA
SINCE 1976 **Jersey Mike's** SUBS **SMOOTHIE KING** **menchie's** frozen yogurt
Starbucks **TIMMY JOHN'S** **CHIPOTLE** MEXICAN GRILL **planet fitness**

AERIAL



Dixie Hwy
23,800+ VPD



Magie Ave
3,400+ VPD



Hicks Blvd
7,600+ VPD



AERIAL



FRESENIUS
MEDICAL CARE



SUBWAY

Hicks Blvd
7,600+ VPD

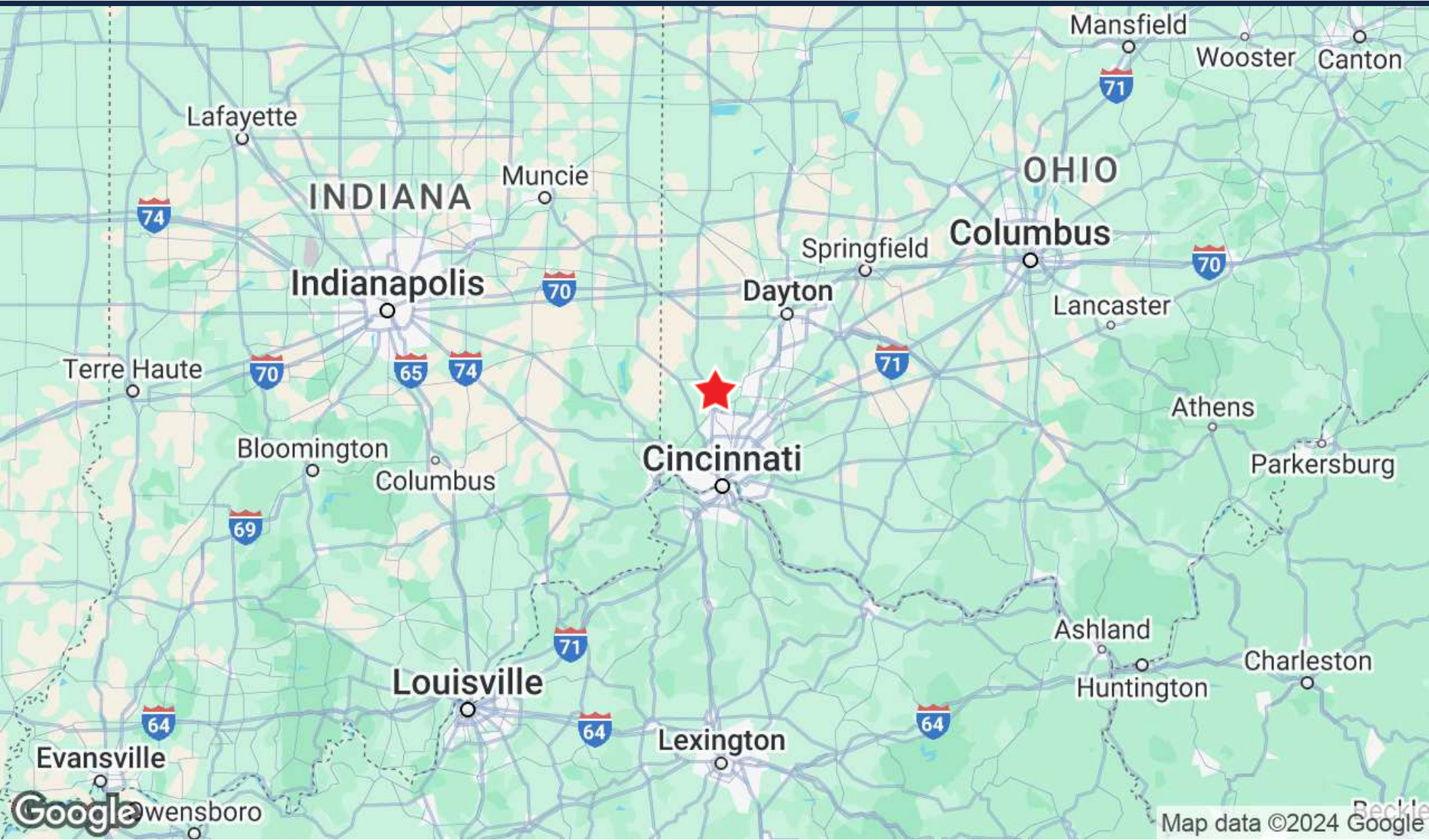
Dixie Hwy
23,800+ VPD



Magie Ave
3,400+ VPD

Subject Property
Cornerstone Plaza

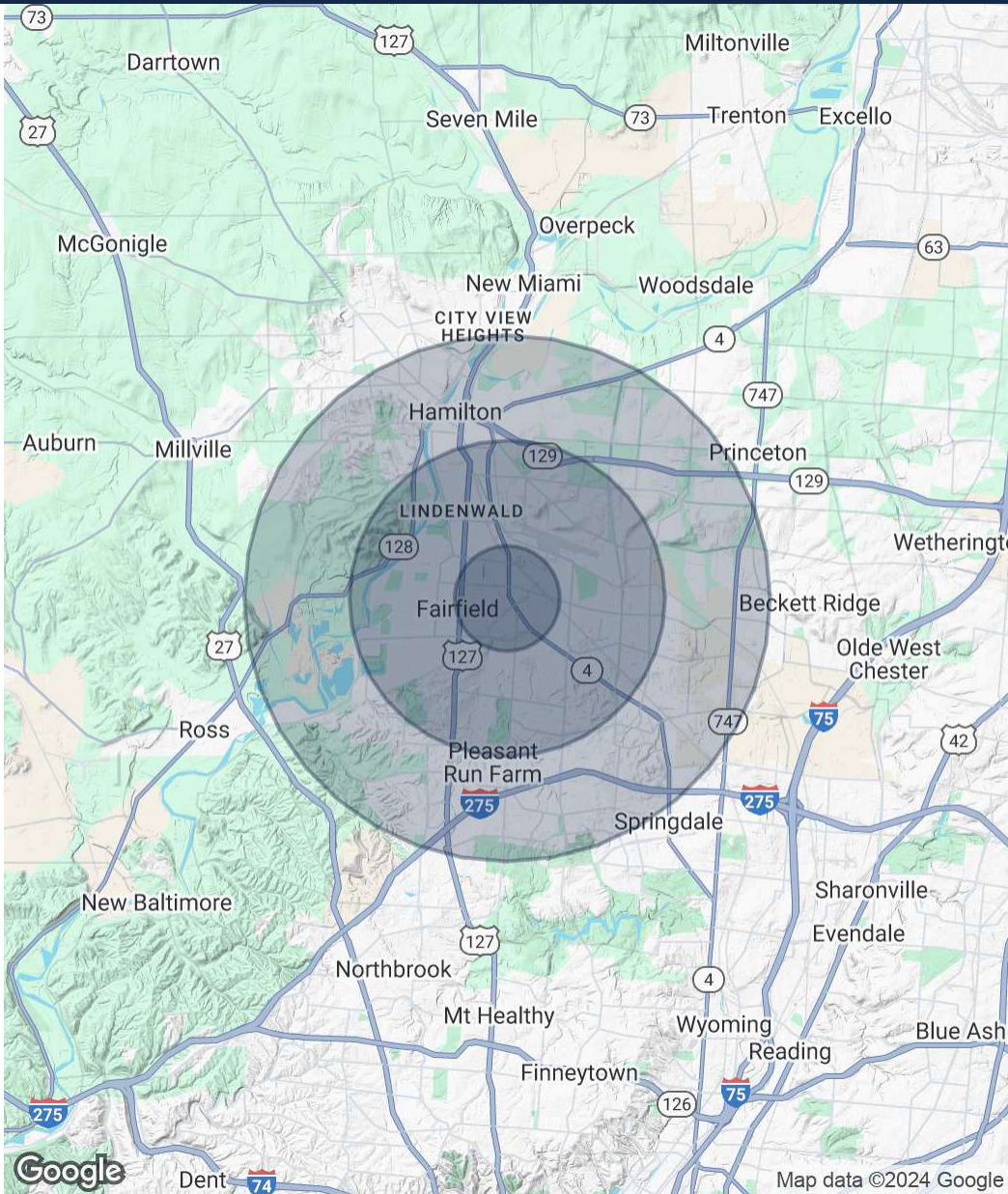
REGIONAL MAP



DEMOGRAPHICS MAP & REPORT

POPULATION	1 MILE	3 MILES	5 MILES
Total Population	7,772	64,022	168,483
Average Age	41	40	40
HOUSEHOLDS & INCOME	1 MILE	3 MILES	5 MILES
Total Households	3,240	25,577	65,182
# of Persons per HH	2.4	2.5	2.6
Average HH Income	\$79,604	\$82,695	\$93,672
Average House Value	\$181,552	\$188,993	\$219,203

Demographics data derived from AlphaMap





EXCLUSIVELY LISTED BY:

DAN LEWKOWICZ

Senior Director

Dlewk@encorereis.com

248.943.2838

DENO BISTOLARIDES

Managing Partner

denob@encorereis.com

248.702.0288