



D'IBERVILLE, MS COMMERCIAL PARCELS

R DEVELOPMENT
M GROUP

COMMERCIAL REAL ESTATE DEVELOPMENT

601-296-0802

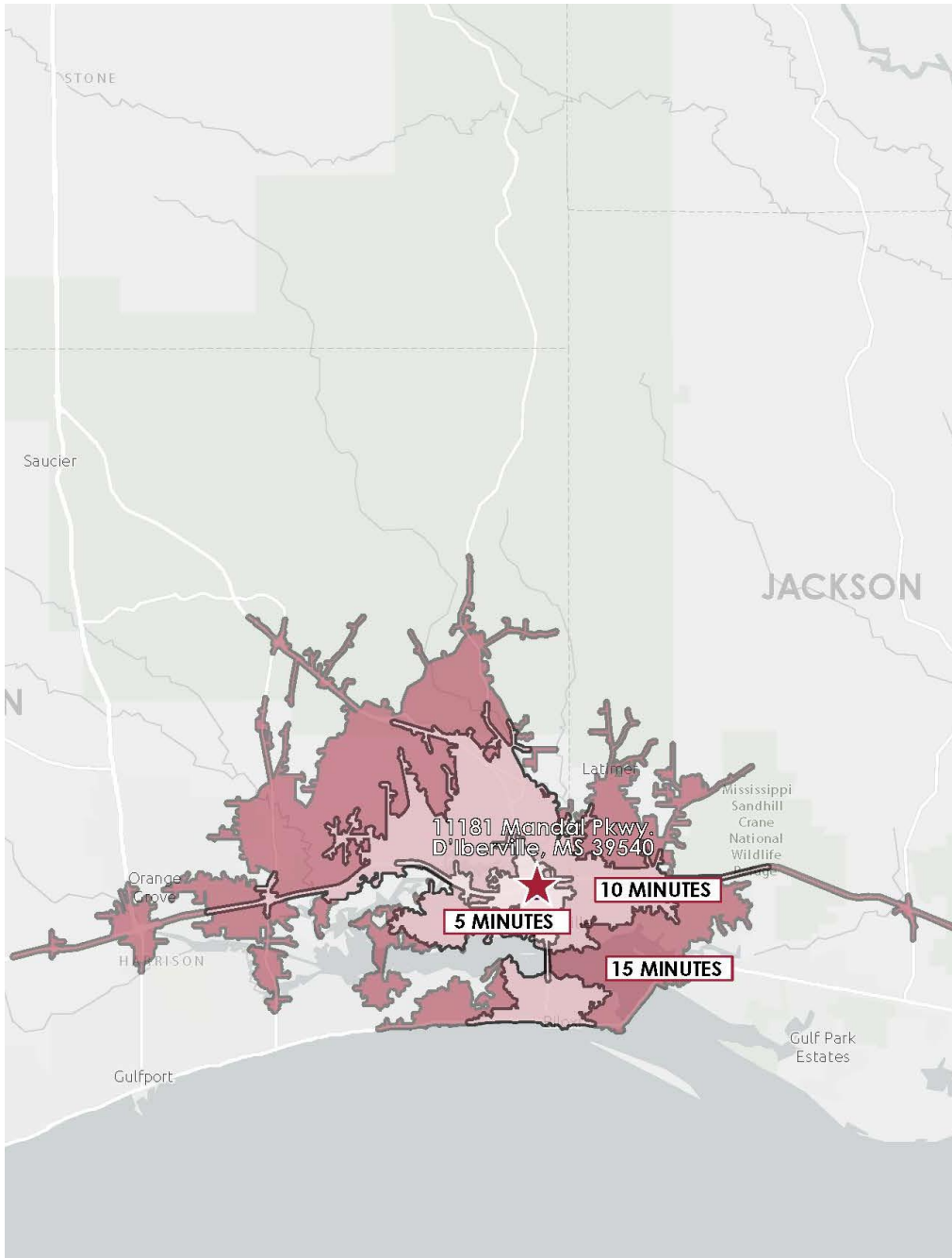
WWW.RMDEVGROUP.COM



REGIONAL LOCATION



AREA OVERVIEW



POPULATION

5 MIN DRIVE: **5,610**
 10 MIN DRIVE: **42,623**
 15 MIN DRIVE: **79,748**
 MSA: **423,622**



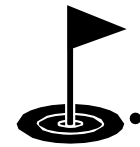
HOUSEHOLDS

5 MIN DRIVE: **2,404**
 10 MIN DRIVE: **17,509**
 15 MIN DRIVE: **33,350**
 MSA: **166,671**




AVG HOUSEHOLD INCOME

5 MIN DRIVE: **\$67,044**
 10 MIN DRIVE: **\$75,162**
 15 MIN DRIVE: **\$79,748**
 MSA: **\$79,643**



AVG ENTERTAINMENT/ RECREATION EXPENDITURE

5 MIN DRIVE: **\$4,175,600**
 10 MIN DRIVE: **\$39,481,958**
 15 MIN DRIVE: **\$76,354,341**
 MSA: **\$175,190,954**



MEALS AT RESTAURANTS

5 MIN DRIVE: **\$5,888,079**
 10 MIN DRIVE: **\$46,334,343**
 15 MIN DRIVE: **\$93,993,195**
 MSA: **\$475,420,385**



MILLENNIAL'S AND GEN Z

5 MIN DRIVE: **53.51%**
 10 MIN DRIVE: **49.56%**
 15 MIN DRIVE: **48.05%**
 MSA: **46.49%**

SITE LAYOUT



Retail Competition



MASTER PLAN



DEMOGRAPHIC OVERVIEW



D'Iberville:

- Named after Pierre Le Moyne D'Iberville.
- The city is nestled against Biloxi's back bay and the Tchoutacabouffa River, boasting scenic views and rich natural resources.
- Known for their shopping and casino experiences.

D'Iberville Boulevard & Popp's Ferry Road

Total Size:
+/- 6.03 Acres

Available:
Development parcels from 1 acre and up

Destinations:

Mississippi Gulf Coast: 6 minutes

Gulfport-Biloxi Airport: 32 minutes

Biloxi Casinos: 6 Minutes

Harrison County:

- 2nd Largest County in Mississippi.
- 976 square miles
- 204,502 average population.
- Home to some of the world's industry leading companies.
- Labor force of 206,466 within a 50-mile radius.
- Harrison County's cost of living is 9.4% lower than the US average.



R
—
M

DEVELOPMENT
GROUP