


**1155 NEWPORT AVENUE
PAWTUCKET - RHODE ISLAND**



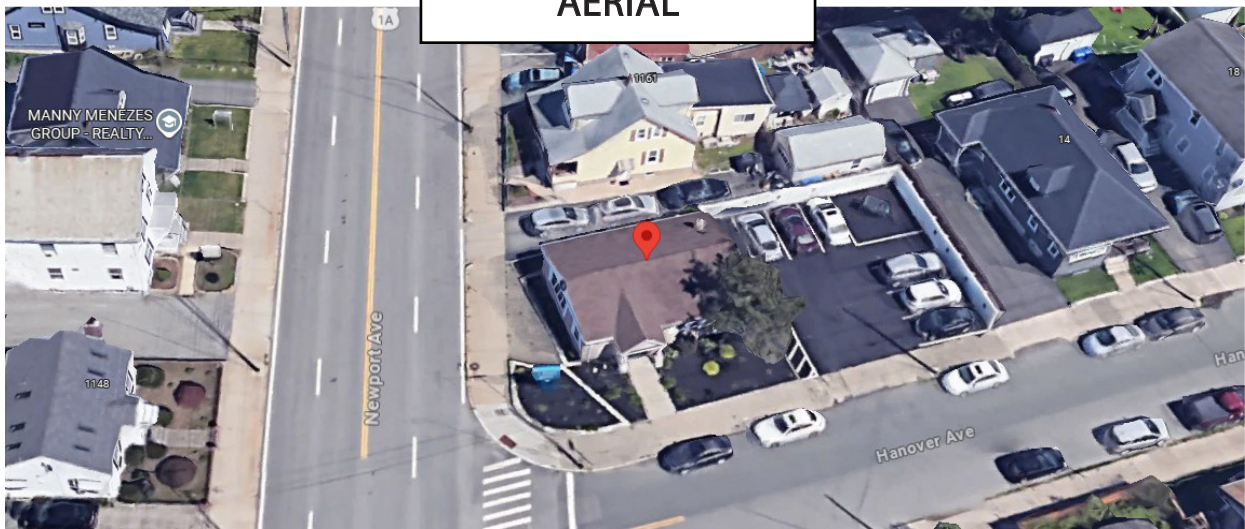
1155 NEWPORT AVENUE PAWTUCKET - RHODE ISLAND

ASKING PRICE: \$480,000
(PLAT 12, LOT 767)

PROPERTY DETAILS

- 1,764± SF Office Building
- 6,165± SF Land
- Renovated 2018
- High Traffic Corridor
- Abundant Natural Light
- Reception & Waiting Area
- Three (3) Private Offices
- Two (2) Break Areas
- Conference Room
- 7 Parking Spaces
- Along Bus Line
- Close to Pawtucket/Central Falls Transit Station
- 1.5 Miles On/Off I-95

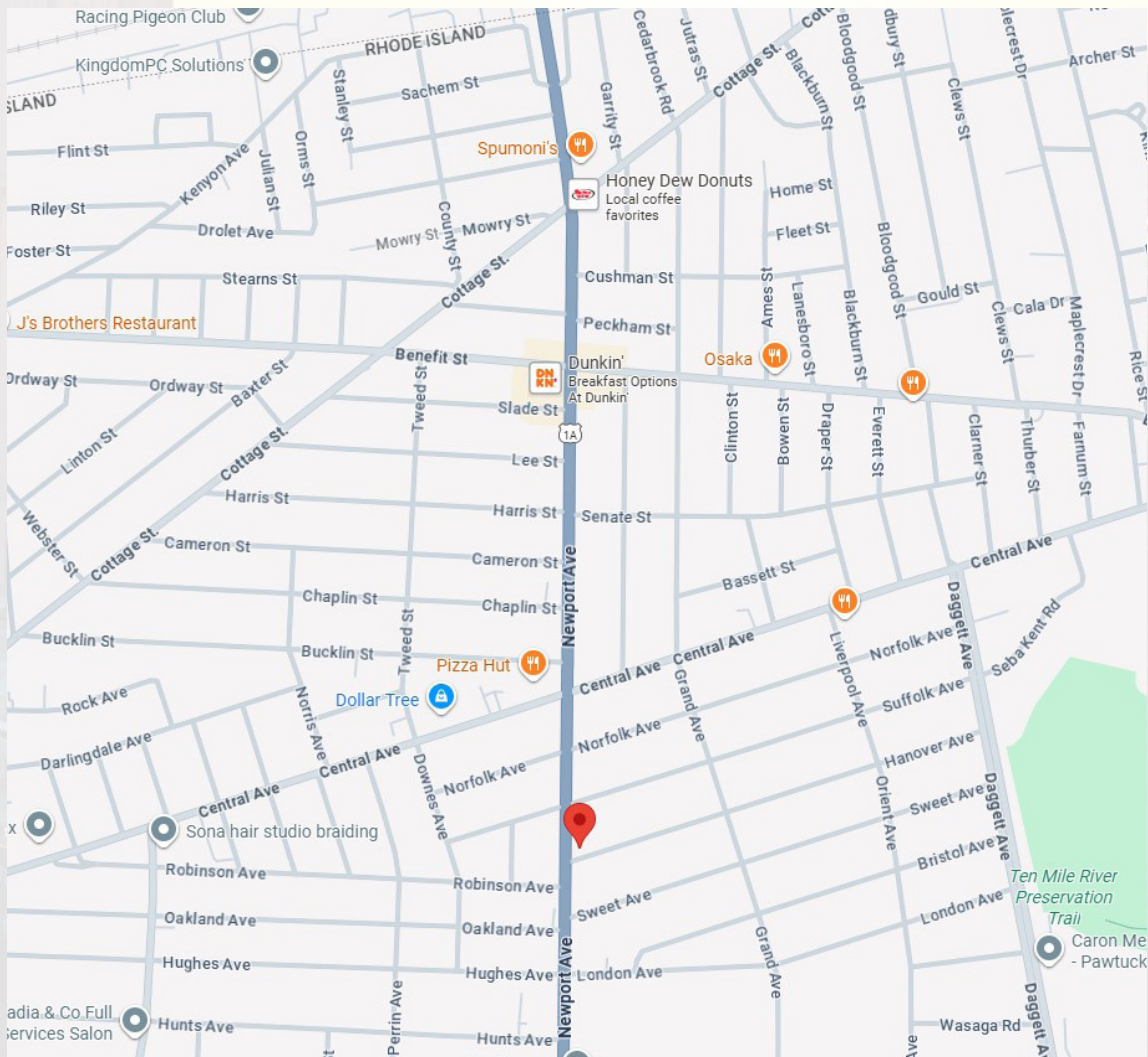
AERIAL



CHRISTINA ROUSE | CROUSE@SREARI.COM | 401-331-9300 | 207-608-9895

1155 NEWPORT AVENUE PAWTUCKET - RHODE ISLAND

AMENITIES MAP



CHRISTINA ROUSE | CROUSE@SREARI.COM | 401-331-9300 | 207-608-9895

All information furnished regarding property for sale, rental or financing is from sources deemed reliable. But no warranty or representation is made as to the accuracy thereof and same is submitted subject to errors, omissions, change or price, rental or other conditions, prior sale lease or financing or withdrawal without notice.

1155 NEWPORT AVENUE PAWTUCKET - RHODE ISLAND

PHOTOS



CHRISTINA ROUSE | CROUSE@SREARI.COM | 401-331-9300 | 207-608-9895

All information furnished regarding property for sale, rental or financing is from sources deemed reliable. But no warranty or representation is made as to the accuracy thereof and same is submitted subject to errors, omissions, change or price, rental or other conditions, prior sale lease or financing or withdrawal without notice.