PLAN LEGEND

- EXISTING PARTITION WALL TO REMAIN
- EXISTING RATED PARTITION WALL TO REMAIN
- EXISTING MASONRY WALL TO REMAIN
- NEW PARTITION WALL
- NEW RATED PARTITION WALL
- NEW SWING DOOR
- EXISTING SWING DOOR

GENERAL NOTES

1. THESE DRAWINGS ARE PART OF A COMPLETE SET OF DOCUMENTS WHICH PERTAIN TO THIS SPECIFIC PROJECT. DEVIATION FROM DESIGN INTENT AND MATERIALS REPRESENTED IN THESE DOCUMENTS IS PROHIBITED UNLESS SPECIFIC WRITTEN CONSENT IS GRANTED BY THE ARCHITECT OF RECORD.

2. JAMB OF DOOR (HINGE SIDE) TO BE 4" FROM ADJACENT PERPENDICULAR WALL U.O.N.

3. GENERAL CONTRACTOR SHALL VERIFY EXISTING CONDITIONS IN FIELD.

4. DIMENSIONS ARE SHOWN AS NOMINAL FROM CORE FACE OF ALL WALLS OR CENTER LINE OF COLUMNS. CONTRACTOR SHALL VERIFY EXACT CLEARANCES FOR CABINETRY, DOOR AND EQUIPMENT WHEN LAYING OUT INTERIOR WALLS.

5. PROVIDE AB BC FIRE EXTINGUISHERS AT LOCATIONS TO BE DETERMINED AS TENANT SPACES ARE COMPLETED - COORDINATE WITH LOCAL FIRE DEPT.

6. ALL INTERIOR WALLS ARE NOMINALLY 5" UNLESS OTHERWISE DIMENSIONED.

7. WOOD IN CONTACT WITH MASONRY OR CONCRETE SHALL BE PRESSURE TREATED.

TO THE BEST OF OUR KNOWLEDGE, THE ARCHITECTURAL PLANS AND SPECIFICATIONS COMPLY WITH THE MINIMUM APPLICABLE BUILDING CODES.

CEILING LEGEND

- REVISED 2x2 ACOUSTIC CEILING TILE
- G.W.B. CEILING
- SUSPENDED LED CEILING LIGHT
- SUSPENDED LED PENDANT LIGHT
- WALL MOUNTED EMERGENCY LIGHT FIXTURE
- 2x2 RETURN REGISTER
- 12"x12" RETURN DIFFUSER
- 2x2 SUPPLY REGISTER
- 12"x12" SUPPLY DIFFUSER
- 2x2 RECESSED LED LIGHT FIXTURE

NOTE:
REFLECTED CEILING PLANS ARE FOR FUTURE COORDINATION ONLY, AND ARE TO BE CONSIDERED SUPPLEMENTAL TO ENGINEERING DRAWINGS. REFER TO APPLICABLE DISCIPLINE FOR FUTURE CONNECTIONS, TYPES AND QUANTITIES.

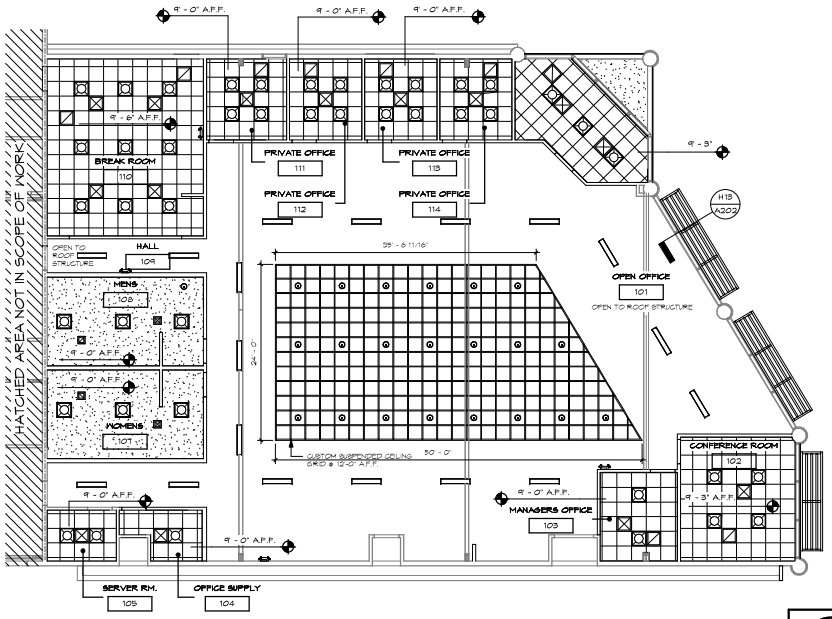

F9 REFLECTED CEILING PLAN
SCALE 1/8" = 1'-0"

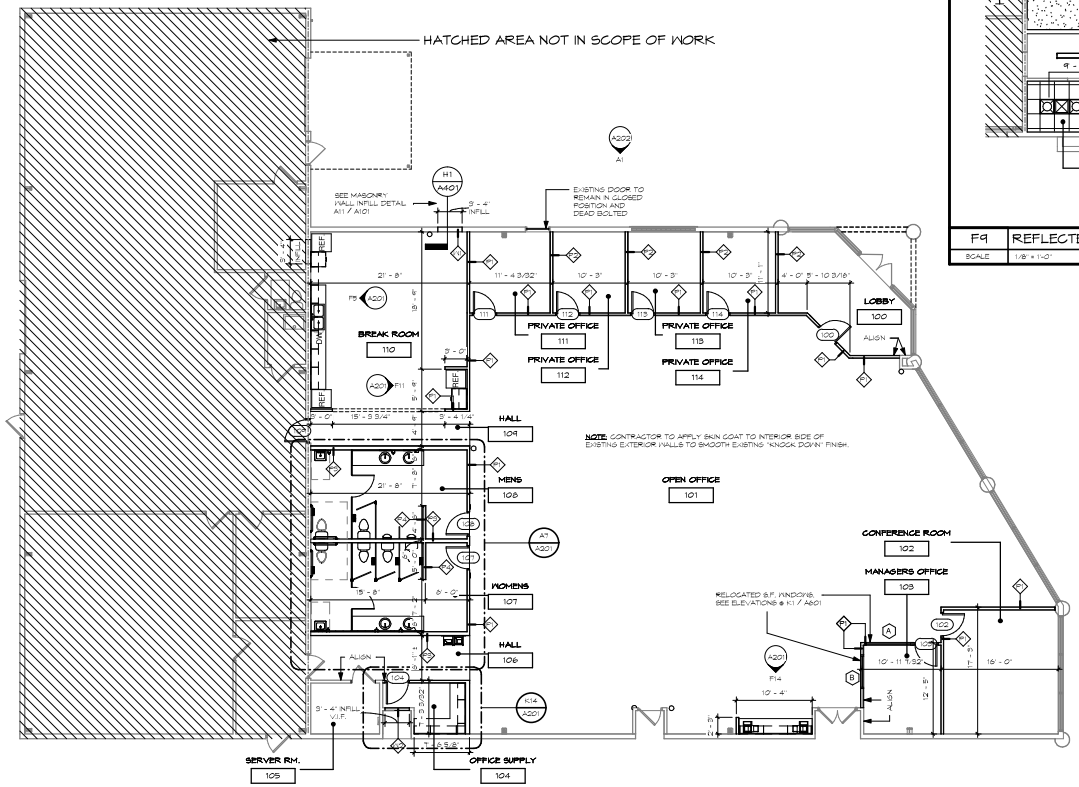

A1 FLOOR PLAN
SCALE 1/8" = 1'-0"

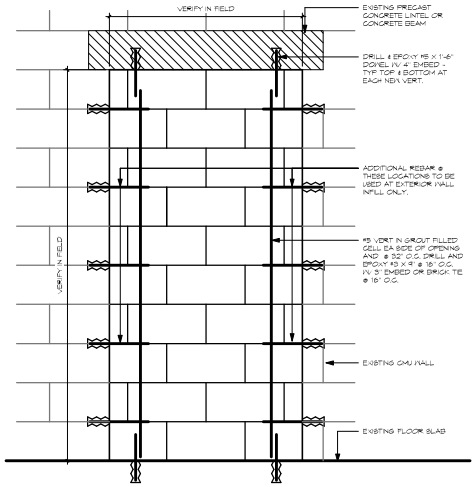

A11 MASONRY WALL INFILL DETAIL
SCALE 1" = 1'-0"

PLAN NORTH

FOR THE FIRM

ARCHITECT'S SEAL

THE DESIGN PROFESSIONAL ASSUMES ANY AND ALL RESPONSIBILITY AND LIABILITY FOR PROBLEMS WHICH ARISE FROM FAILURE TO FOLLOW THESE PLANS, SPECIFICATIONS AND THE DESIGN INTENT. DO NOT SCALE DRAWINGS. USE ONLY THE DIMENSIONS SHOWN. ERRORS, OMISSIONS, INCONSISTENCIES, AMBIGUITIES OR CONFLICTS WHICH ARE ALLEGED.

GMA ARCHITECTS PLANNERS
43 BARKLEY CIRCLE SUITE #202
FORT MYERS, FL 33907
P: 239.275.0225 F: 239.275.7123

BUILDING REMODEL FOR:
BEST HOME SERVICES
16090 S. TAMIAMI TRAIL
FORT MYERS, FL 33908

FLOOR & CEILING PLANS, NOTES & LEGENDS

ISSUE HISTORY

DATE	PERMIT
2.16.17	

COPYRIGHT © 2017 GOMA/GAINEY ARCHITECTS COPY RIGHTS AND OTHER RIGHTS RESTRICTS THESE DOCUMENTS TO THE ORIGINAL SITE AND OR PURPOSE FOR WHICH THEY WERE INTENDED. REPRODUCTION, CHANGES, OR OTHER ASSIGNMENTS ARE PROHIBITED.

JOB NO. 16041

PAGE NUMBER A101

PLOT SCALE

P:\2016-16041 Best Cell Center\4-Construction Documents\Architecture\Working Drawings\Revit\16041 Best Cell Center.rvt