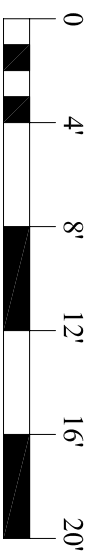
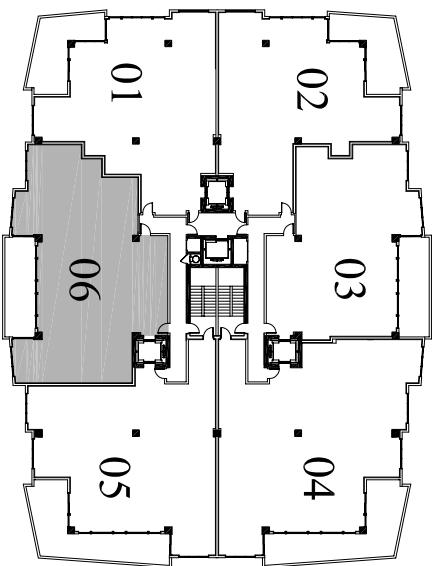


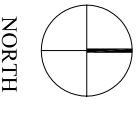
# 06 RESIDENCE

## 3BR / 4 BATH + STUDY

ENCLOSED AREA 2595 SQ.FT.  
 TERRACE AREA 310 SQ.FT.  
 TOTAL RESIDENCE 2905 SQ.FT.




### TYPICAL UNIT PLAN



# WEST ALABAMA RESIDENTIAL TOWER HOUSTON, TEXAS

**ROBERT M. SWEDROE**  
 ARCHITECTS  
 PLANNERS  
 12000 BISCAYNE BLVD SUITE 602  
 MIAMI, FLORIDA 33181  
 (305) 891 2555



OCTOBER 17, 2011