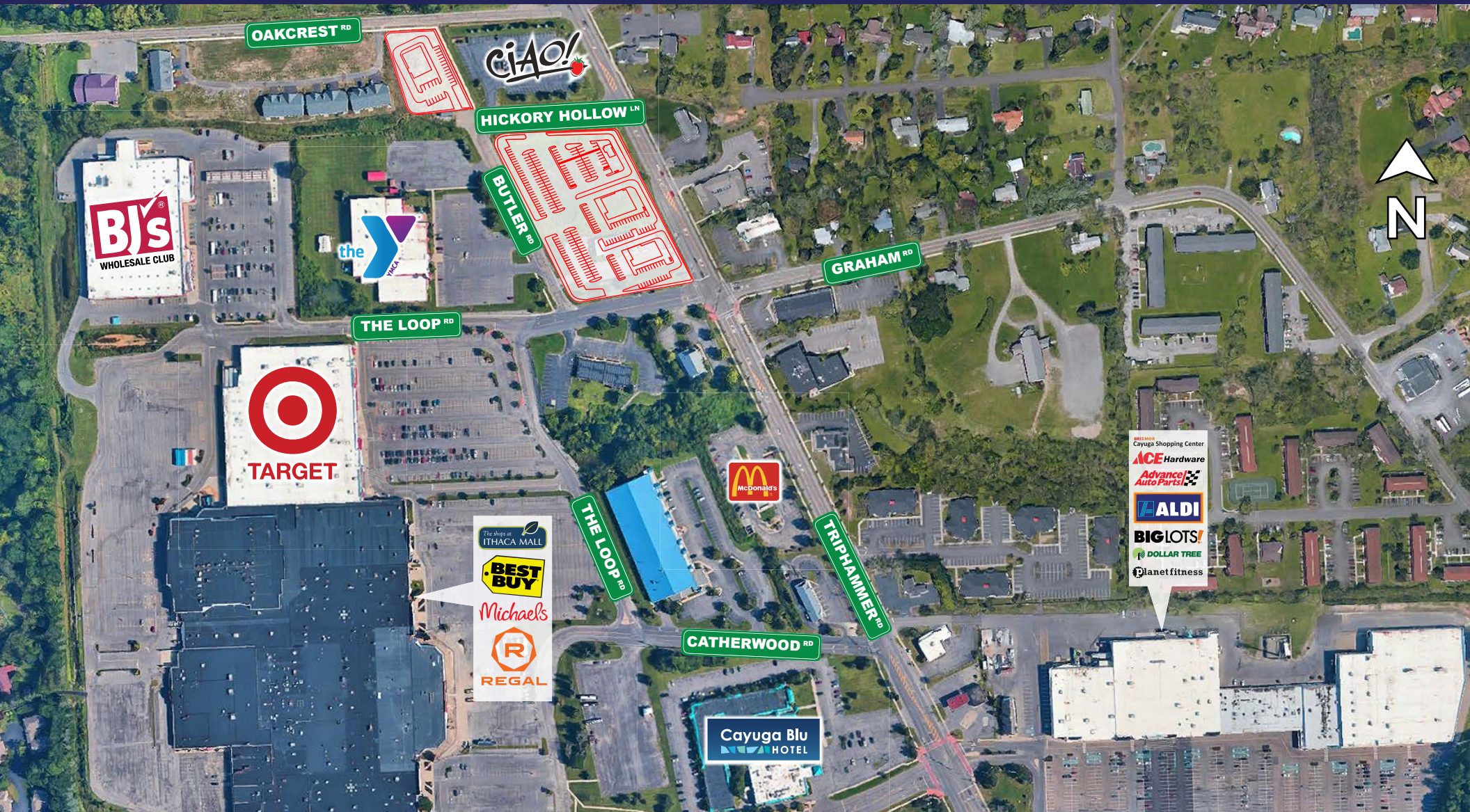






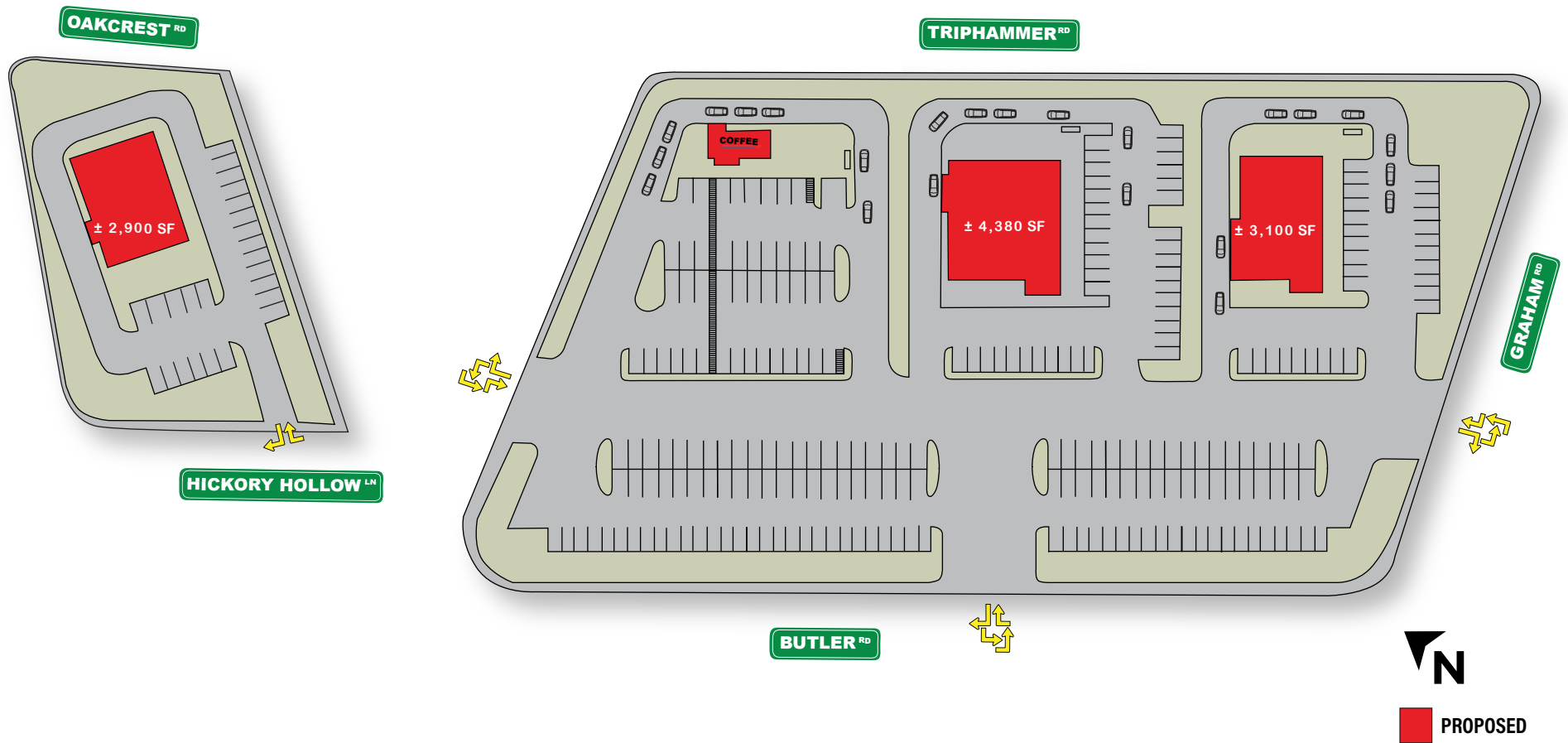


AREA OVERVIEW

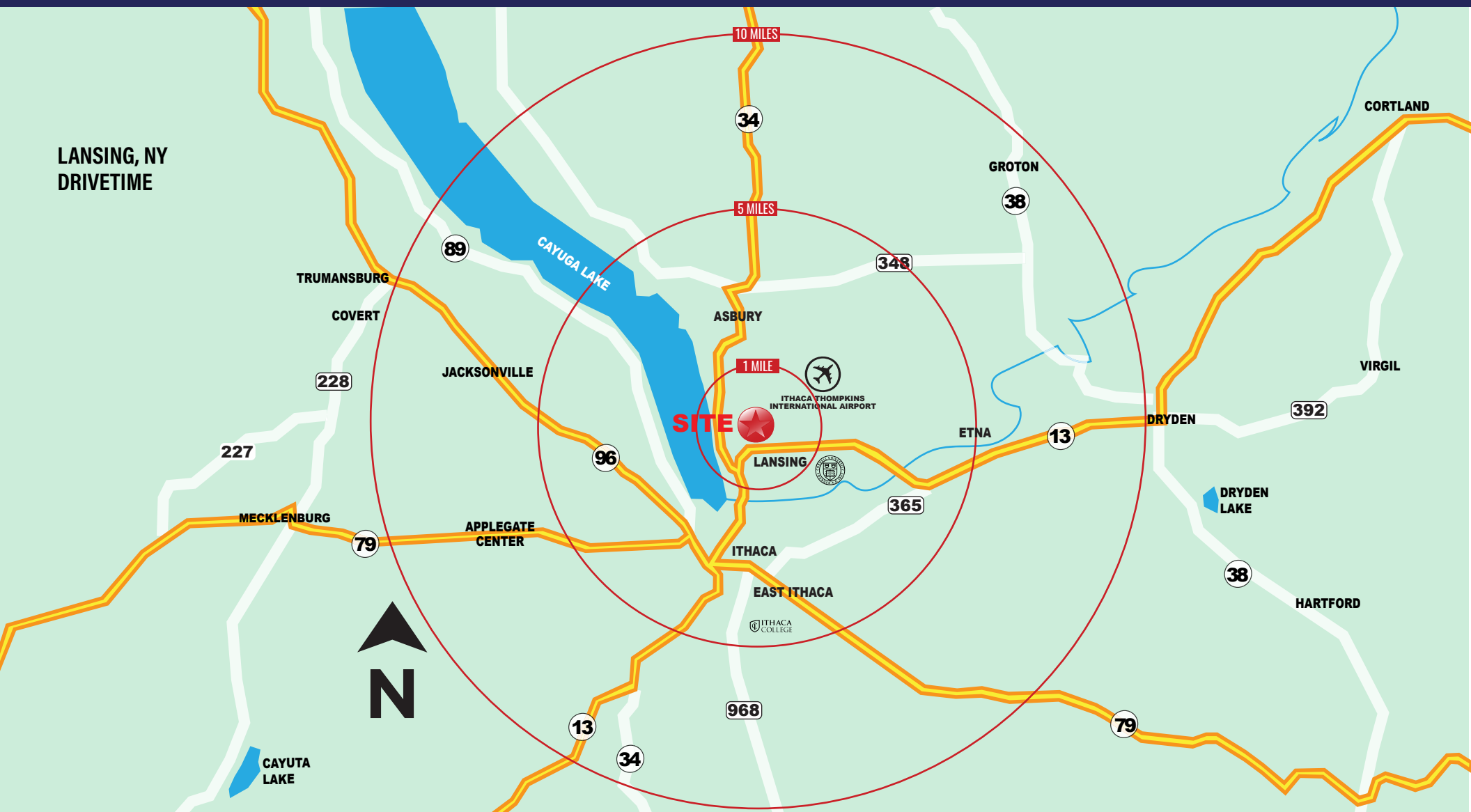


CHRIS FIELLO  
315.382.5444  
CHRIS@UNISUSDEVELOPMENT.COM





CONCEPT - SUBJECT TO CHANGE





## STATE



## COUNTY



## CITY



POPULATION	5 MIN	10 MIN	15 MIN
2023 ESTIMATED POPULATION	7,584	41,166	56,622
2028 PROJECTED POPULATION	7,116	38,050	53,008
2020 CENSUS POPULATION	7,431	42,208	57,402
2010 CENSUS POPULATION	7,181	38,236	53,113
HISTORICAL ANNUAL GROWTH 2010 TO 2023	0.4%	0.6%	0.5%

HOUSEHOLDS	5 MIN	10 MIN	15 MIN
2023 ESTIMATED HOUSEHOLDS	3,397	15,909	23,330
2028 PROJECTED HOUSEHOLDS	3,292	14,995	22,471
2020 CENSUS HOUSEHOLDS	3,369	15,986	23,363
2010 CENSUS HOUSEHOLDS	3,307	13,667	20,439
HISTORICAL ANNUAL GROWTH 2010 TO 2023	0.2%	1.3%	1.1%

MEDIAN AGE	5 MIN	10 MIN	15 MIN
	40.6	30.2	32.3

INCOME	5 MIN	10 MIN	15 MIN
2023 ESTIMATED AVERAGE HOUSEHOLD INCOME	\$175,447	\$117,798	\$114,864
2023 ESTIMATED MEDIAN HOUSEHOLD INCOME	\$109,741	\$71,081	\$71,843
2023 ESTIMATED PER CAPITA INCOME	78,842	\$46,673	\$48,229

RACE & ETHNICITY	5 MIN	10 MIN	15 MIN
2023 ESTIMATED WHITE	67.1%	56.7%	62.0%
2023 ESTIMATED BLACK OR AFRICAN AMERICAN	4.6%	3.7%	4.3%
2023 ESTIMATED ASIAN OR PACIFIC ISLANDER	22.1%	33.6%	27.2%
2023 ESTIMATED AMERICAN INDIAN OR NATIVE ALASKAN	0.2%	0.2%	0.2%
2023 ESTIMATED OTHER RACES	6.0%	5.8%	6.3%
2023 ESTIMATED HISPANIC	4.9%	5.3%	5.6%

EDUCATION	5 MIN	10 MIN	15 MIN
2023 ESTIMATED ELEMENTARY (GRADE LEVEL 0 TO 8)	3.3%	2.3%	2.0%
2023 ESTIMATED SOME HIGH SCHOOL (GRADE LEVEL 9 TO 11)	3.2%	2.2%	2.1%
2023 ESTIMATED HIGH SCHOOL GRADUATE	7.9%	10.0%	11.5%
2023 ESTIMATED SOME COLLEGE	7.8%	8.4%	9.8%
2023 ESTIMATED ASSOCIATES DEGREE ONLY	3.7%	5.0%	6.5%
2023 ESTIMATED BACHELORS DEGREE ONLY	24.4%	29.1%	28.1%
2023 ESTIMATED GRADUATE DEGREE	49.7%	43.0%	39.9%

BUSINESS	5 MIN	10 MIN	15 MIN
2023 ESTIMATED TOTAL BUSINESSES	362	1,525	2,147
2023 ESTIMATED TOTAL EMPLOYEES	4,395	17,929	24,150

## TRADE AREA COLLEGES



CORNELL UNIVERSITY

21,904 STUDENTS



ITHACA COLLEGE

6,700 UNDERGRADUATES AND GRADUATES



SUNY CORTLAND

5,974 UNDERGRADUATES



TOMPKINS CORTLAND COLLEGE

1,365 UNDER GRADUATES