



Burleson Plaza

550-682 SW Wilshire Blvd, Burleson, TX 76028



Huck Newberry

The Newberry Company
200 Bailey Ave, Suite 203, Fort Worth, TX 76107
Huck@newberrycompany.com
(817) 919-6300



Burleson Plaza

\$17.00 /SF/YR

- Great access, visibility, and hands-on management.



Rental Rate:	\$17.00 /SF/YR
Total Space Available:	10,440 SF
Max. Contiguous:	8,640 SF
Property Type:	Shopping Center
Center Type:	Community Center
Stores:	27
Center Properties:	10
Frontage:	1,206' on SW Wilshire Blvd
Gross Leasable Area:	226,474 SF
Walk Score ®:	73 (Very Walkable)
Rental Rate Mo:	\$1.42 /SF/MO

1st Floor Ste 652

1

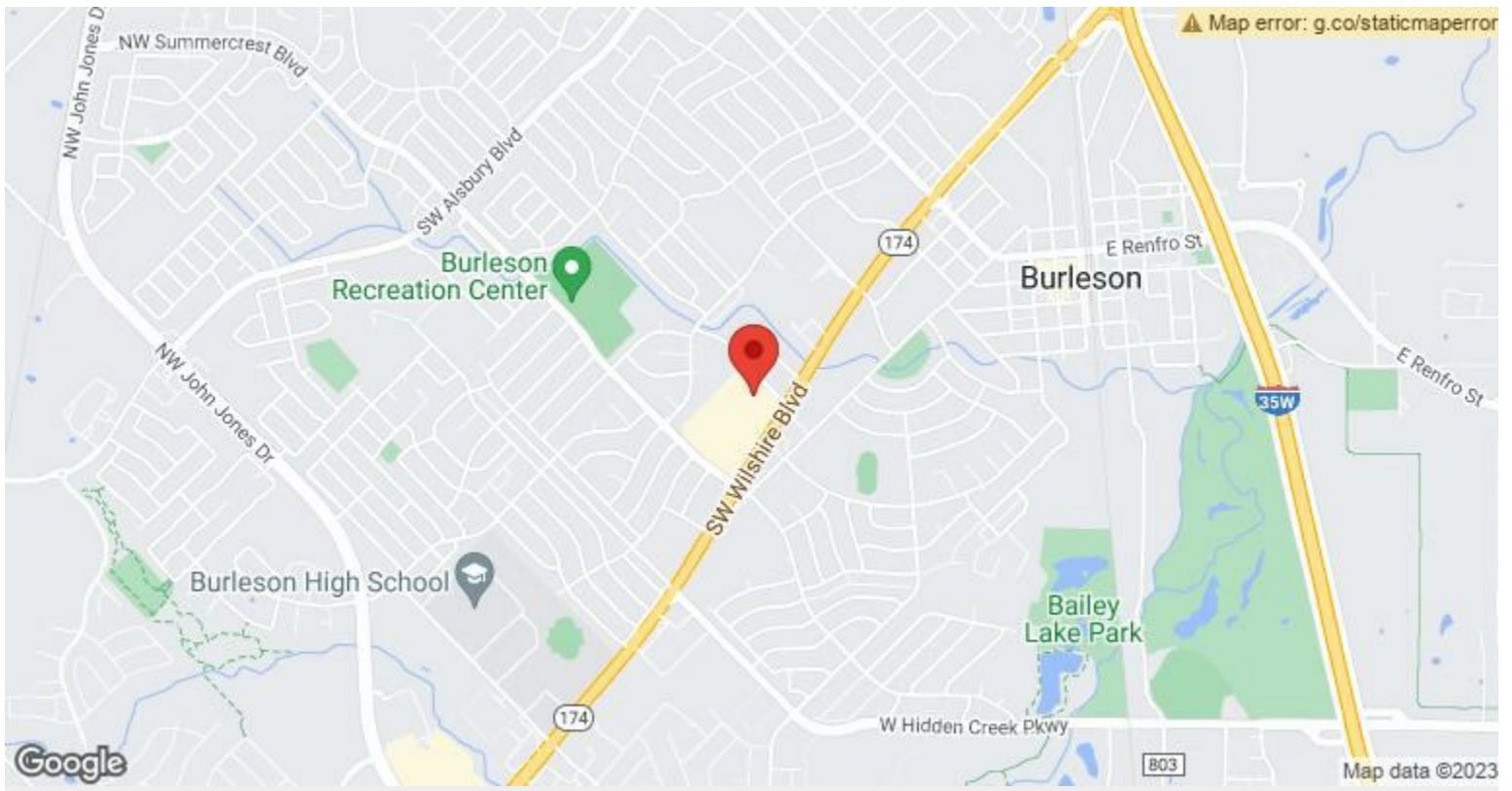
Space Available	1,800 SF
Rental Rate	\$17.00 /SF/YR
Date Available	Now
Service Type	Triple Net (NNN)
Space Type	Relet
Space Use	Retail
Lease Term	5 - 10 Years

1st Floor Ste 654

2

Space Available	8,640 SF
Rental Rate	\$17.00 /SF/YR
Date Available	Now
Service Type	Triple Net (NNN)
Built Out As	Standard Retail
Space Type	Relet
Space Use	Retail
Lease Term	5 - 10 Years

Former Tuesday Morning space, attention grabbing building façade, and tons of parking.




550-682 SW Wilshire Blvd, Burleson, TX 76028

Property Photos

TUESDAY MORNING

REGISTER RE-CONFIG 6.2010



SALES AREA:	7257
STOCK AREA:	846
OTHER:	544
GROSS:	8647

FIXTURE PLAN

FORT WORTH, TX 713

BURLESON SHOPPING CENTER
654 SW Washire Blvd., Burleson, Tx 76028

SQ. FT. 8647 1/16/04


STORE OPS APPROVED:

8,640 SF floor plan



8,640 SF interior facing park lot

Property Photos



8,640 SF interior facing rear



West Building Anchor

Property Photos



West Building



Tenant Pylon Sign

Property Photos



North Building