

# FORT COLLINS MARKETPLACE

3645-3663 S. COLLEGE AVENUE, FORT COLLINS, CO 80525



## RETAIL SPACES AVAILABLE FOR LEASE

Lease exceptional retail spaces in the vibrant Fort Collins Marketplace! Strategically located in a high-traffic area, this bustling hub is designed to help your business succeed. Enjoy customizable layouts, convenient parking, and a diverse mix of popular retailers that draw customers daily. Make Fort Collins Marketplace the new home for your brand and watch your business grow in a thriving community!



# PROPERTY HIGHLIGHTS



**Big Box Space:**  
Contact Broker for Pricing  
NNN Expenses: \$9.00/SF



**Small Shop Spaces:**  
\$25.00-\$39.00/SF NNN  
NNN Expenses: \$11.00/SF



Chick Fil A and Subway



5 Points of Access into  
Shopping Center



Located in the heart of mid-town  
Fort Collins catty-corner to Trader  
Joe's and the Foothills Mall



**Parking:**  
317 Parking Spaces



## AVAILABILITIES

<b>BIG BOX</b>	21,500-42,275 SF	Former Safeway
<b>SUITE 4</b>	1,000 SF	Former smoothie bar with a built-in bar including a sink and floor drains (no hood or grease trap)
<b>SUITE 6</b>	1,000 SF	Former retail store
<b>SUITE 9</b>	1,403 SF	Former pet store
<b>SUITE 10</b>	1,500 SF	Former cupcakery
<b>SUITE 18</b>	2,702 SF	Former urgent care—turnkey medical office
<b>SUITE 20</b>	2,462 SF	Turnkey Coffee Shop

*\*Contact Broker for Pricing*



SUITES 4 & 6

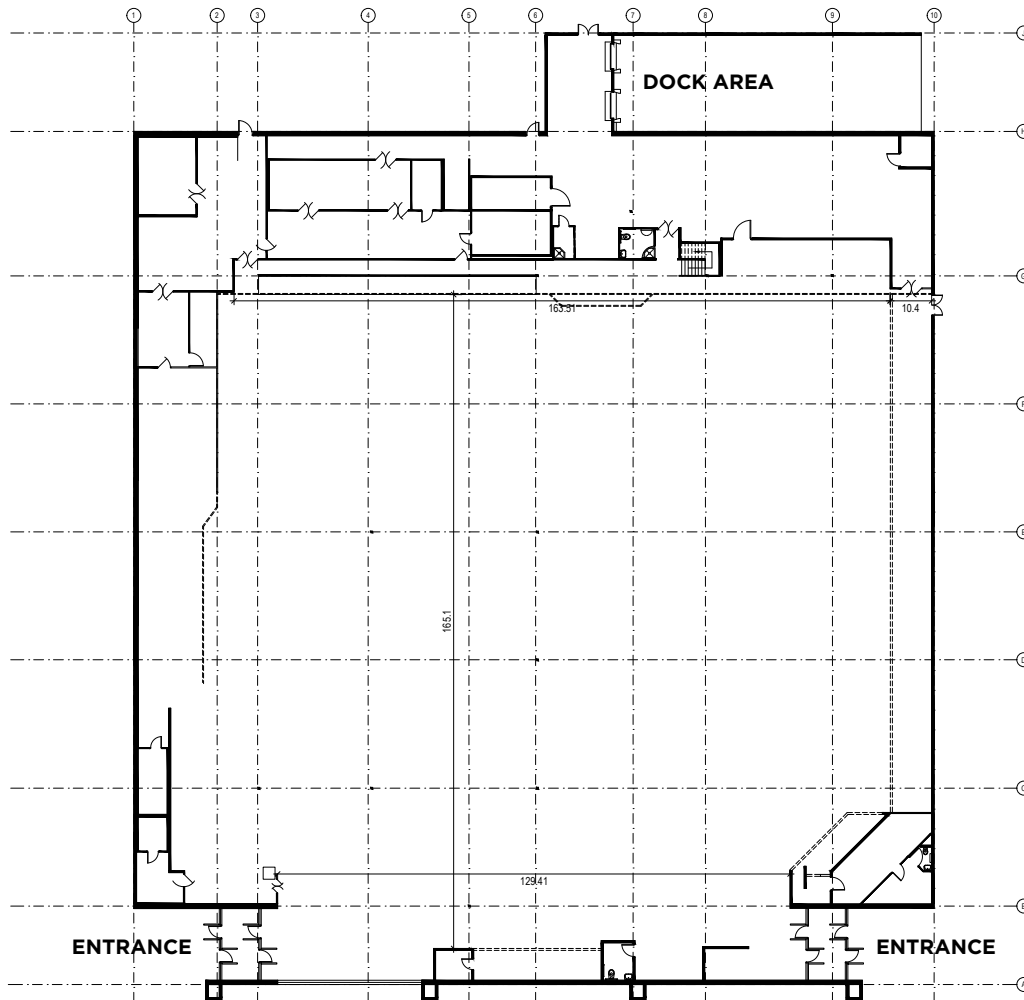


# FORT COLLINS MARKETPLACE

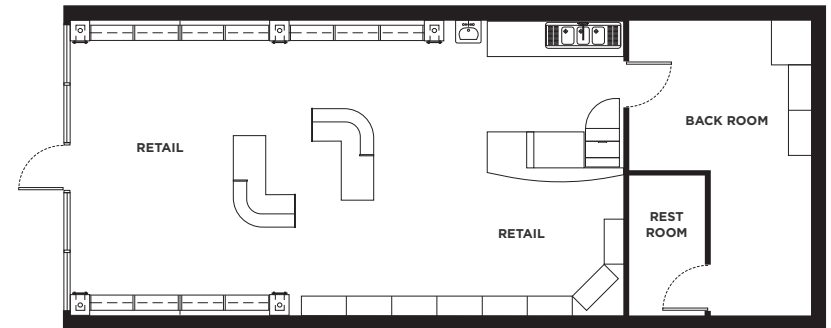
3645-3663 S. COLLEGE AVENUE, FORT COLLINS, CO 80525

## AVAILABILITIES

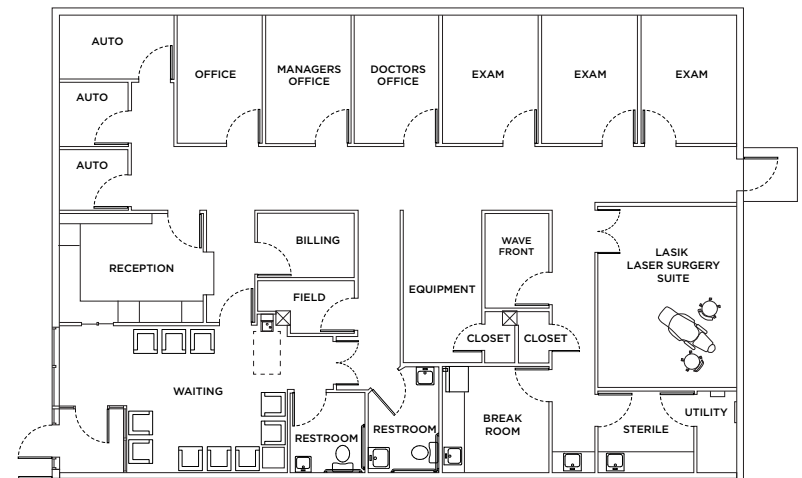
### BIG BOX SPACE | 21,500-42,275 SF



### SUITE 4 | 1,000 SF



### SUITE 18 | 2,702 SF





## PLEASE CONTACT:

### AKI PALMER

Executive Managing Director  
+1 970 267 7727  
aki.palmer@cushwake.com

### COLE VANMEVEREN

Senior Director  
+1 970 219 3802  
cole.vanmeveren@cushwake.com

772 Whalers Way, Suite 200  
Fort Collins, CO 80525  
+1 970 776 3900  
cushmanwakefield.com



©2025 Cushman & Wakefield. All rights reserved. The information contained in this communication is strictly confidential. This information has been obtained from sources believed to be reliable but has not been verified. NO WARRANTY OR REPRESENTATION, EXPRESS OR IMPLIED, IS MADE AS TO THE CONDITION OF THE PROPERTY (OR PROPERTIES) REFERENCED HEREIN OR AS TO THE ACCURACY OR COMPLETENESS OF THE INFORMATION CONTAINED HEREIN, AND SAME IS SUBMITTED SUBJECT TO ERRORS, OMISSIONS, CHANGE OF PRICE, RENTAL OR OTHER CONDITIONS, WITHDRAWAL WITHOUT NOTICE, AND TO ANY SPECIAL LISTING CONDITIONS IMPOSED BY THE PROPERTY OWNER(S). ANY PROJECTIONS, OPINIONS OR ESTIMATES ARE SUBJECT TO UNCERTAINTY AND DO NOT SIGNIFY CURRENT OR FUTURE PROPERTY PERFORMANCE.

#### DEMOGRAPHICS COSTAR 2025

	1 MILE	3 MILE	5 MILE
2024 Population (Pop.)	14,852	110,006	177,581
2029 Pop. Projection	15,843	116,117	187,943
2024 Households (HH)	6,723	44,235	71,954
2029 HH Projection	7,188	46,928	76,491
2024 Avg. HH Income	\$89,403	\$100,105	\$99,904

