



FESTIVAL LOGISTICS PARK

2900 W. Sample Road, Pompano Beach, FL

Available for Occupancy Q4 2026

CENTRAL LOCATION WITH REGIONAL ACCESSIBILITY

483,806 SF of CLASS A INDUSTRIAL SPACE



FROM MARKET TO MARKETPLACE

Welcome to Festival Logistics Park, where history meets innovation in Pompano Beach. On the legendary Festival Marketplace site, we're creating a premier industrial development that's anything but ordinary.

26

ACRE SITE

3

BUILDINGS

484K

SQUARE FEET

32'-36'

CLEAR HEIGHT

Q4 2026

PROJECTED COMPLETION

**Three buildings designed for flexibility,
visibility, and operational efficiency.**

FESTIVAL
LOGISTICS PARK





“We’re not just building warehouses; we’re crafting opportunities with the same entrepreneurial spirit that made the Festival Flea Market a Landmark.”

– Foundry Commercial

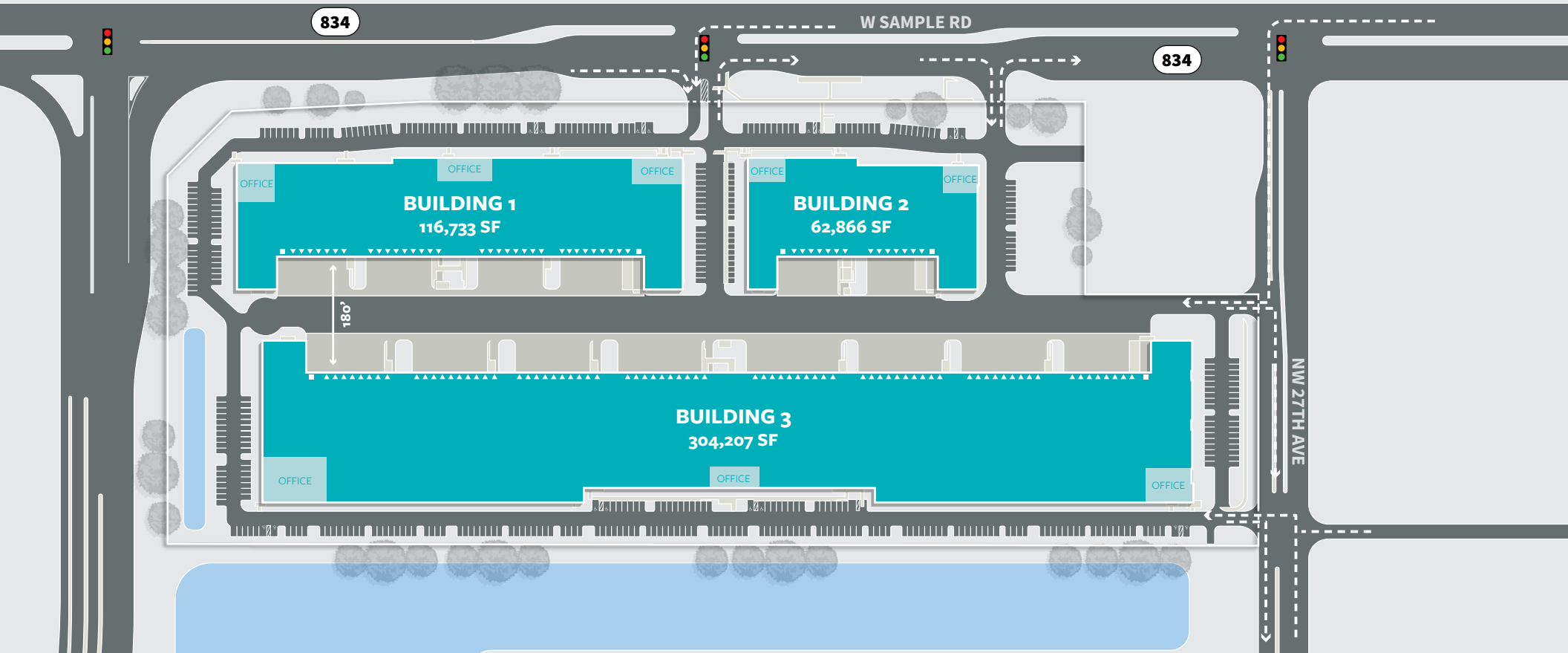


BUILT FOR WHAT'S NEXT

Festival Logistics Park is more than just square footage—it's a modern platform for growth. With flexible configurations, Class A design, and exceptional access, it's where today's industrial users find long-term value.

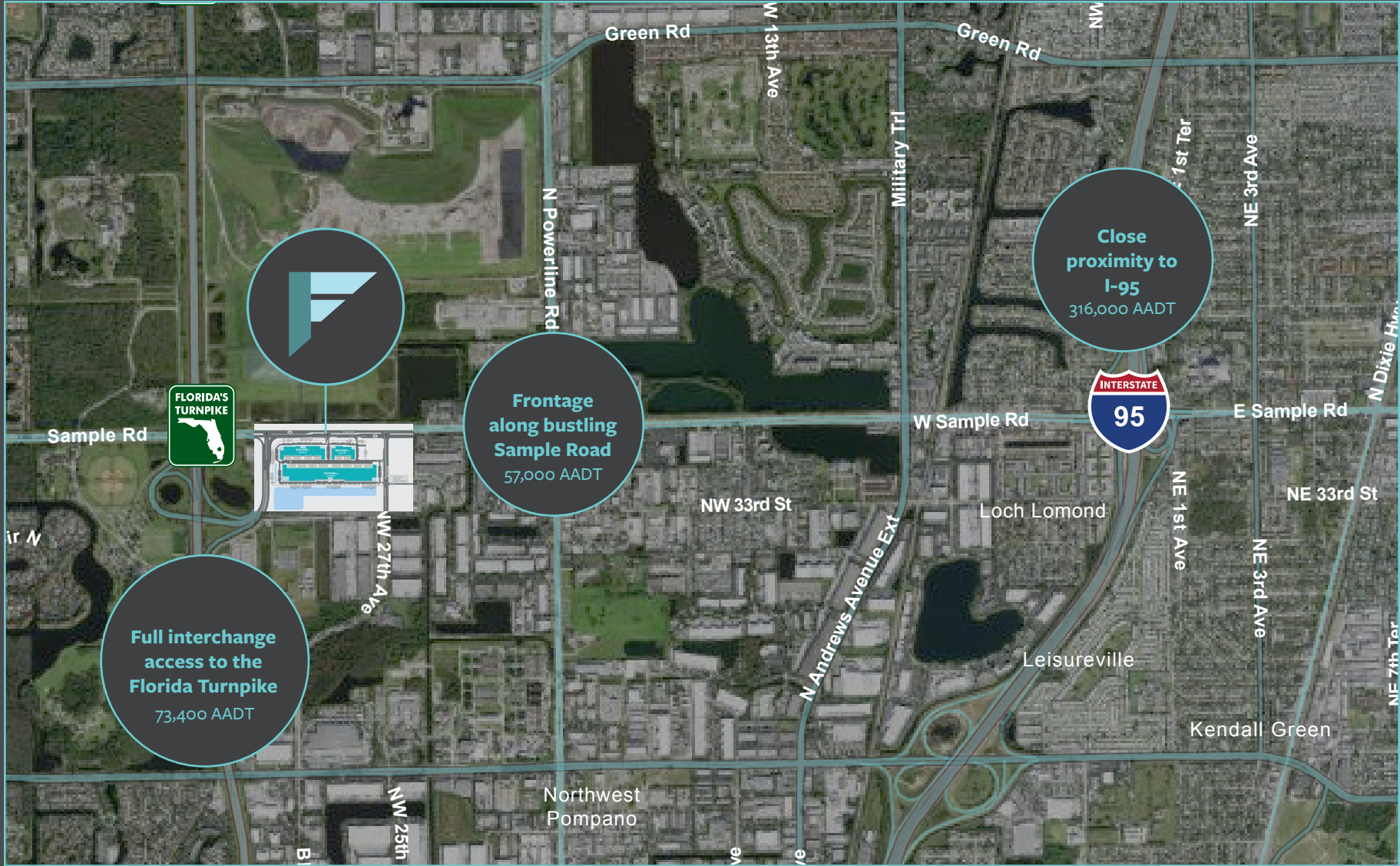
PREMIER FEATURES:

- 20,000 SF to full-building opportunities
- Spec suites ranging between 2,500 – 3,000 SF
- Build-to-suit office spaces
- 32' & 36' clear heights
- Parking \pm 1 space per 1,000 SF
- Column spacing optimized for warehouse efficiency
- Tilt-wall construction
- Abundant power supply
- Energy-efficient systems
- LED lighting
- Natural light and premium finishes available
- ESFR sprinklers
- Full interchange with Florida Turnpike



STRATEGICALLY CONNECTED TO EVERYTHING THAT MATTERS

Festival Logistics Park offers prime visibility and seamless regional access:



BUILDING 1

- Retail frontage with exceptional finishes
- Prime visibility and direct access to Sample Road
- Customizable office build-outs

Building Size	116,733 SF
Spec Suites	2,500 – 3,000 SF
Clear Heights	32'
Building Depth	150' – 159'
Truck Court	180'
Auto Parking	113
Dock Doors	32
Drive-ins	2

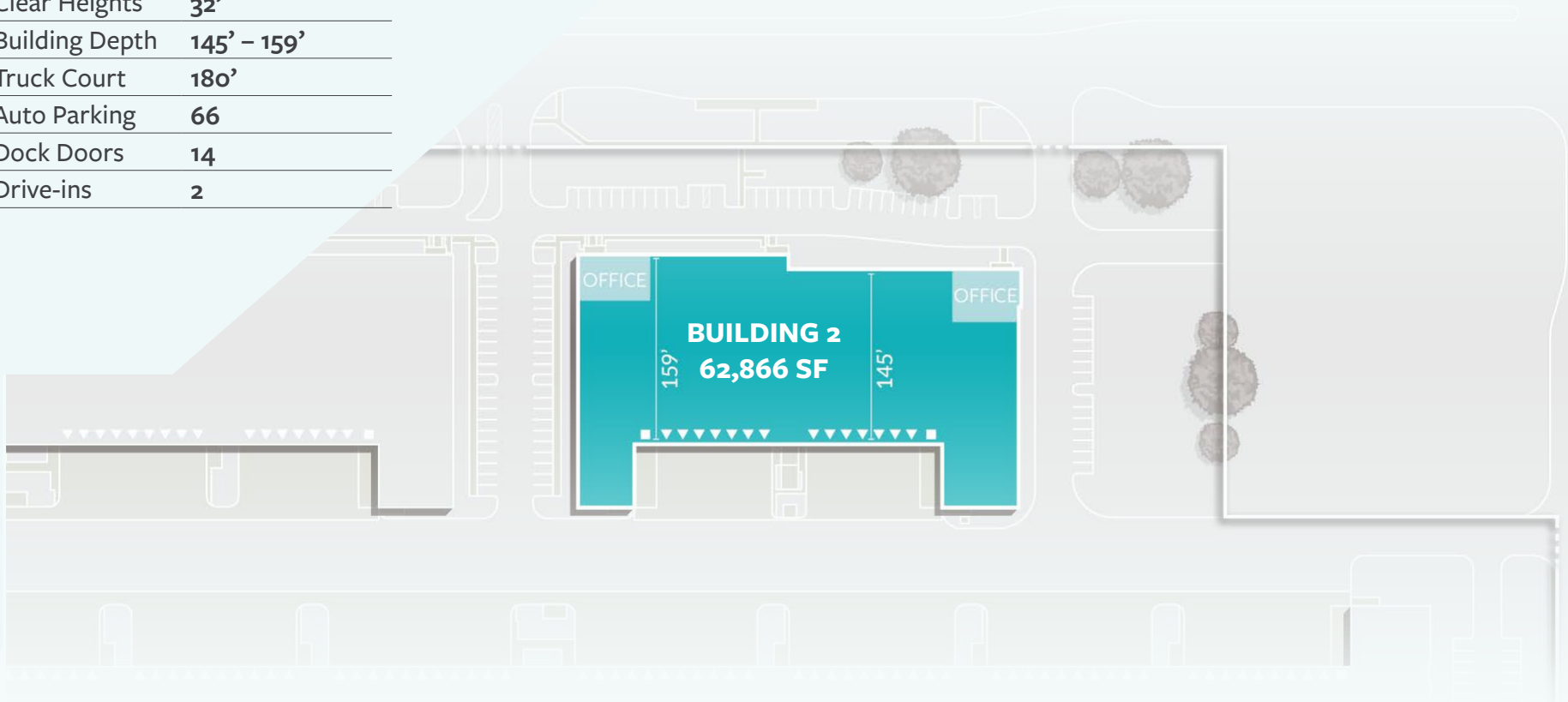




BUILDING 2

- Retail frontage with exceptional finishes
- Prime visibility and direct access to Sample Road
- Customizable office build-outs

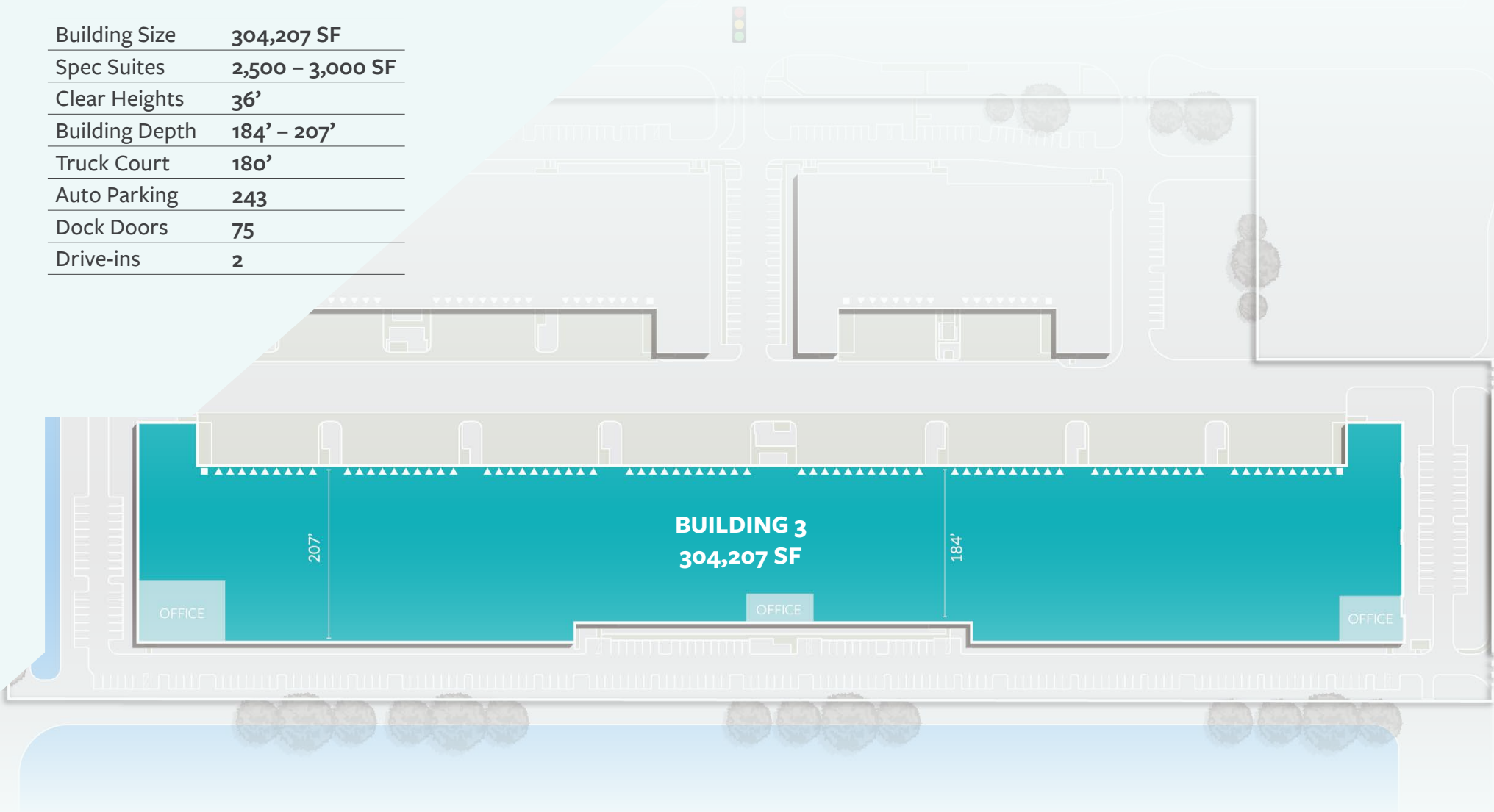
Building Size	62,866 SF
Spec Suites	2,500 – 3,000 SF
Clear Heights	32'
Building Depth	145' – 159'
Truck Court	180'
Auto Parking	66
Dock Doors	14
Drive-ins	2



BUILDING 3

- Bulk distribution building suitable for larger tenants
- Deeper building depth ideal for more efficient racking
- Customizable office build-outs

Building Size	304,207 SF
Spec Suites	2,500 – 3,000 SF
Clear Heights	36'
Building Depth	184' – 207'
Truck Court	180'
Auto Parking	243
Dock Doors	75
Drive-ins	2








A STRATEGIC SETTING WITH DAILY ADVANTAGES

Festival Logistic Park welcomes a diverse cast of industrial users

IDEAL FOR:

- Showroom users seeking Sample Road visibility
- Distribution companies requiring Class A space with high ceilings
- Regional businesses with executives living in nearby communities
- Growing companies needing flexible space configurations
- Aviation, building supplies, food & beverage, furniture, technology, medical devices, manufacturing, 3PL and more!







REGIONAL ADVANTAGES:

- Easy access to Port Everglades and Fort Lauderdale International Airport
- Located in the heart of South Florida’s distribution network
- Serving 6.5+ million residents across the tri-county area
- Part of the vibrant Pompano Beach business community



Reach 6.5 million people within 2-hours



Strategically located near Boca Raton, Parkland, & Coral Springs



Robust workforce from Pompano Beach area



TENANT

BEYOND THE BOX

A Business Community, Not Just A Business Center

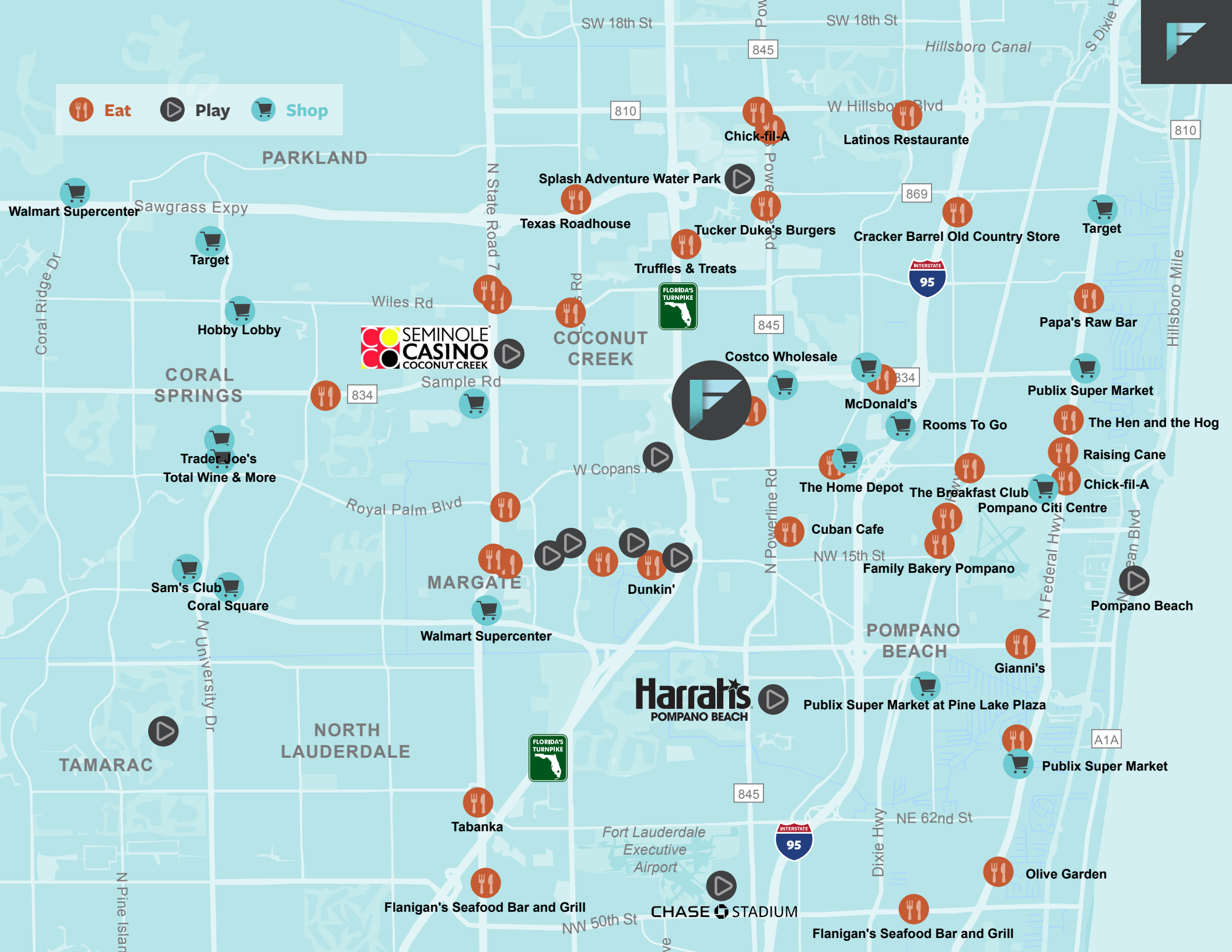
At Festival Logistics Park, work-life balance isn't just a buzzword—it's built into our location.

SURROUNDING AMENITIES:

- Dining options within minutes of your loading dock
- Retail conveniences for employees and executives
- Strategic position in one of South Florida's fastest-growing areas
- Access to talent from across Broward and Palm Beach counties
- Visibility and prestige on a major commercial corridor



 **Eat**  **Play**  **Shop**





LEASING TEAM

Steve Medwin, SIOR, CCIM

steve.medwin@streamrealty.com

(305) 615-4415

Nick Wigoda, SIOR

nick.wigoda@streamrealty.com

(305) 615-4461

Eli Havlik

eli.havlik@streamrealty.com

(305) 615-3420



FESTIVAL LOGISTICS PARK

2900 W. Sample Road,
Pompano Beach, FL
www.festival-logistics.com

DEVELOPMENT BY:

FOUNDRY
COMMERCIAL

WHEELOCK
STREET CAPITAL

Stream Realty Partners and its affiliates, representatives, partners, employees, agents, brokers, or contractors make no representation, guarantee, or warranty as to the accuracy or completeness of the information provided herein.