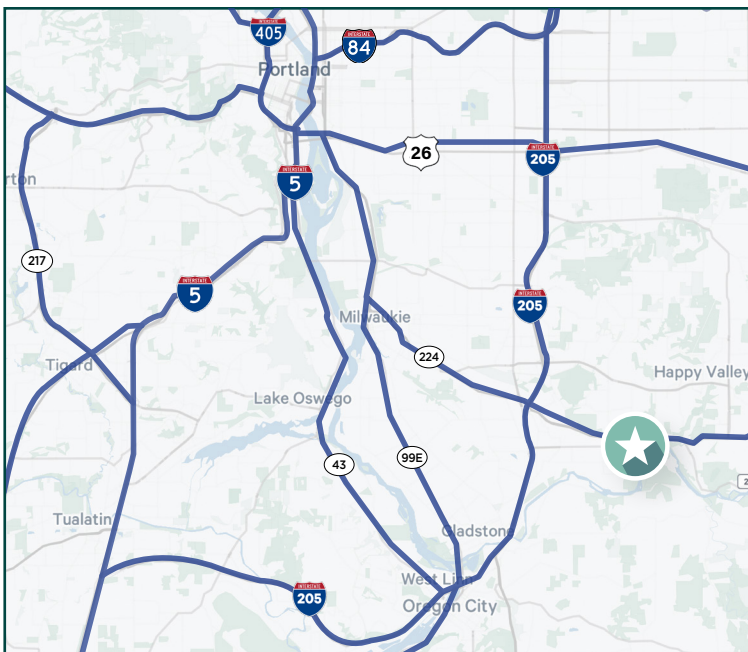


40,218 SF

**13009 SE Jennifer St
Clackamas, OR 97015 | Suite 103**

Jennifer Distribution Center



Property Features

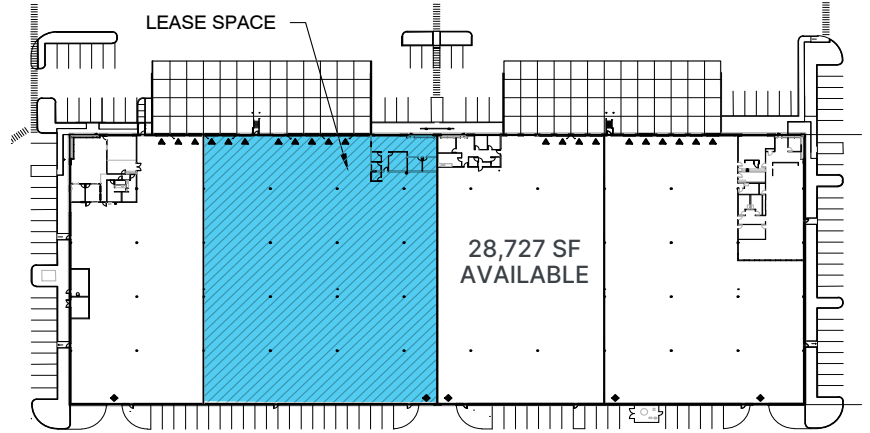
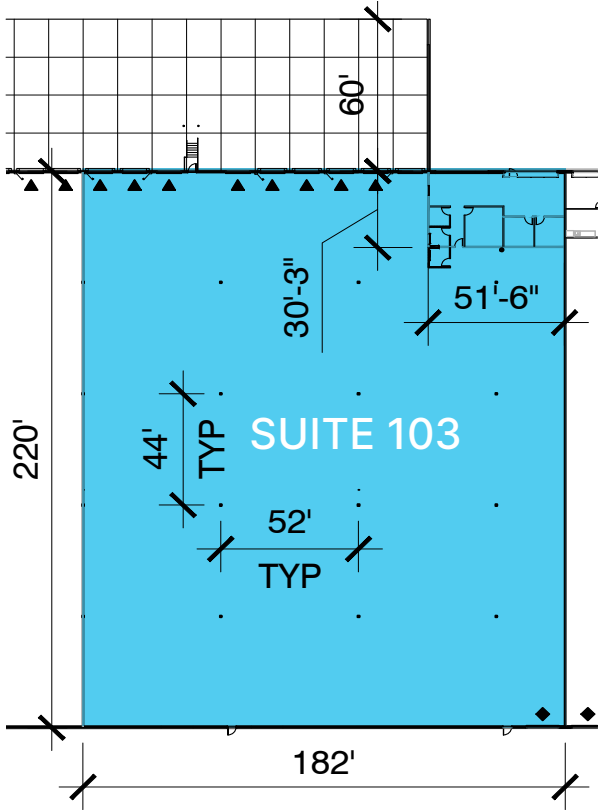
Available Space	± 40,218 SF
Office SF	± 1,565 SF
Dock Doors	8
Grade Doors	1
Clear Height	26'
Sprinkler	ESFR
Roof	Insulated
Power	200 amps
Column Spacing	50' x 44' (typical)

Call for Rates

- Conveniently located in Clackamas, 1 mile from I-205
- Can be combined with adjacent space for a total of 68,945 SF (14 docks/2 grade)



Unlock the full potential of your warehouse with one strategic, single-source partner.



BUILDING AREA	
BUILDING AREA:	125,840 SF
LEASE AREA:	40,218 SF
OFFICE AREA:	1,565 SF

LEGEND	
▼	DOCK-HIGH OVERHEAD DOOR
◆	DRIVE-IN OVERHEAD DOOR

CBRE

Cara Nolan, SIOR
 Senior Vice President
 cara.nolan@cbre.com
 +1 503-221-4840
 Licensed in OR & WA

Stuart Skaug, SIOR
 Executive Vice President
 stuart.skaug@cbre.com
 +1 503-221-4822
 Licensed in OR & WA

Prologis
Kurt Nelson
 knelson@prologis.com
 +1 503-276-7361
 Prologis.com