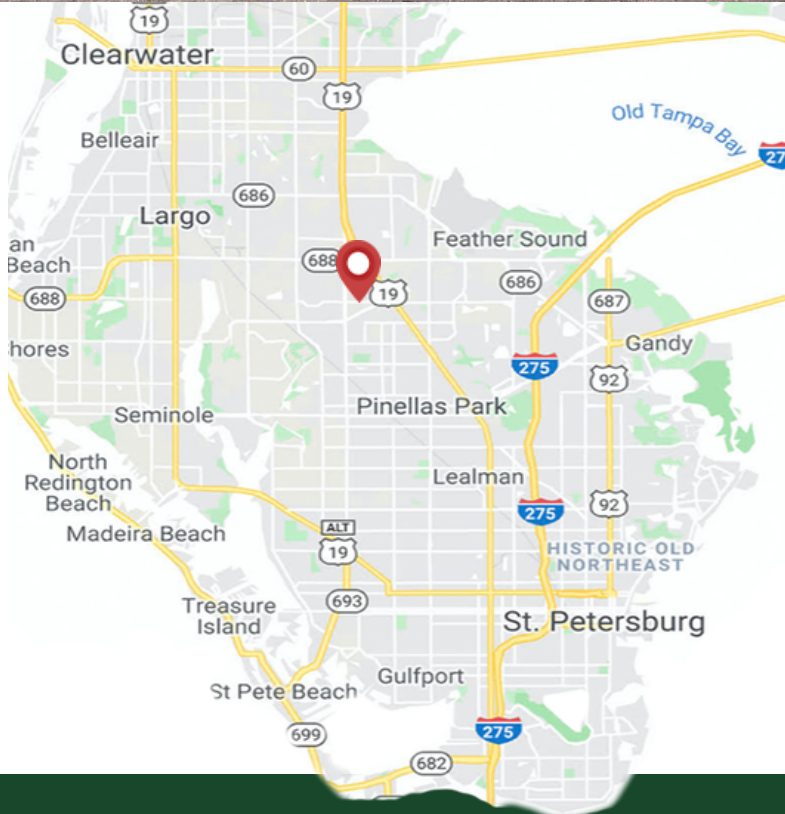


6270 118th Avenue North
Pinellas Park, FL 33773

FOR LEASE

FLEX/STORAGE



Price: \$450 - \$2,400 per month

PROPERTY HIGHLIGHTS:

- Multiple units available; between 325 SF and 1,600 SF
- 24/7 secured access
- Excellent group of tenants make a great atmosphere
- Shared bathroom on site
- Electricity optional; no water in units
- Conveniently located with easy access to St. Pete, Clearwater and Tampa

Doug Studer, Agent | dstuder@vectorrealty.com | 727-823-1230, ext 235





Vector Commercial Real Estate is pleased to offer for lease five open warehouse/flex/storage units, each with high ceilings, drive-in doors and 24-hour secure access.

- Unit 1: 325 SF workshop with 12-14-foot ceilings and 10-foot drive-in door - \$450 per month
- Unit 2: 650 SF workshop with 12-14-foot ceilings and 10-foot drive-in door - \$900 per month
- Unit 3: 800 SF warehouse with 16-18-foot ceilings and 12-foot drive-in door - \$1,200 per month
- Unit 4: 1,300 SF warehouse with 16-18-foot ceilings and 12-foot drive-in door - \$2,300 per month
- Unit 5: 1,600 SF unit with 16-18-foot ceilings and 12-foot drive-in door - \$2,400 per month



10' drive-in doors
LED high bay lighting
12' - 14' ceilings
Recently painted
24 hour access
On-site restrooms
6270 118th Ave N
Pinellas Park, FL 33773
(66th Street & Bryan Dairy)
Dimensions are an estimate and workshop sizes may vary slightly


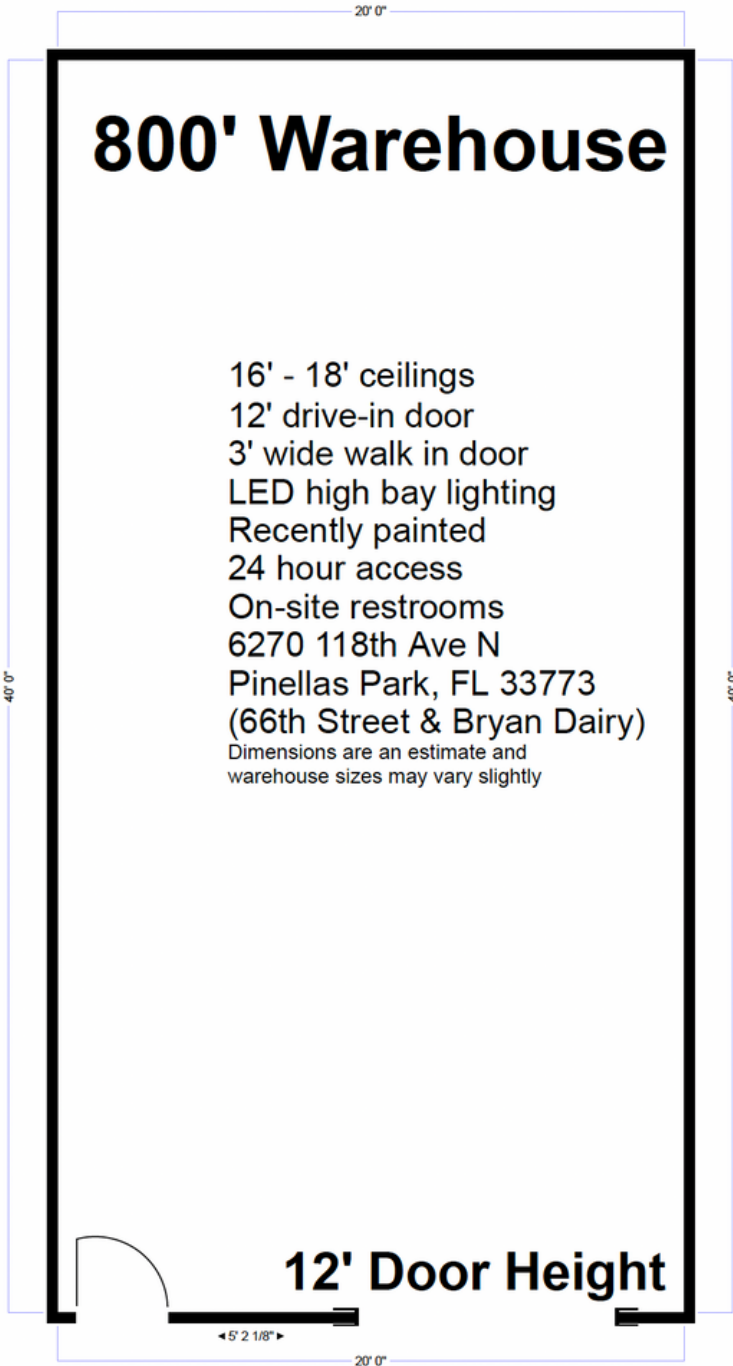


Medium Workshop



10' drive-in doors
 LED high bay lighting
 12' - 14' ceilings
 Recently painted
 24 hour access
 On-site restrooms
 6270 118th Ave N
 Pinellas Park, FL 33773
 (66th Street & Bryan Dairy)
 Dimensions are an estimate and
 workshop sizes may vary slightly

Small Workshop



10' drive-in door
12' - 14' ceilings
LED high bay lighting
Recently painted
24 hour access
On-site restrooms
6270 118th Ave N
Pinellas Park, FL 33773
(66th Street & Bryan Dairy)
Dimensions are an estimate and
workshop sizes may vary slightly

1,600 sq ft Warehouse

16' - 18' ceilings
Two separate 12' drive-in door(s)
3' wide walk in door
LED high bay lighting
Recently painted
24 hour access
On-site restrooms
6270 118th Ave N
Pinellas Park, FL 33773
(66th Street & Bryan Dairy)
Dimensions are an estimate and
warehouse sizes may vary slightly

12' Door Height

12' Door Height

◀2' 4 3/8"▶

◀4' 0"▶

◀10' 1 9/16"▶

40' 0"