

**For Lease**  
**Retail Space**  
**\$3,000 /month**



## 780 Enfield Street

Enfield, Connecticut 06082

### Property Highlights

- 1,305 Square Feet
- Free Standing Building
- Multiple Potential Uses
- Two (2), 10' Overhead Doors
- Masonry Construction
- Signaled Intersection
- Flat Roof, Membrane
- Corner Lot with Excellent Visibility

### Property Description

Introducing 780 Enfield Street, a prime leasing opportunity for your business. This 1,305 square foot free-standing building is perfect for automotive uses, with the added convenience of two 10' overhead doors. Its durable masonry construction, renovated over the years, ensures longevity and security. Situated on a corner lot, it offers excellent visibility for your business. Don't miss the chance to make this versatile space your own.

### OFFERING SUMMARY

Available SF	1,305 SF
Building Size	1,305 SF

### DEMOGRAPHICS

Stats	Population	Avg. HH Income
0.3 Miles	799	\$69,521
0.5 Miles	3,681	\$75,869
1 Mile	8,955	\$85,698



For more information

**Jim Reardon**

O: 860 508 2192  
jreardon@spotkin.com

For Lease

# Retail Space

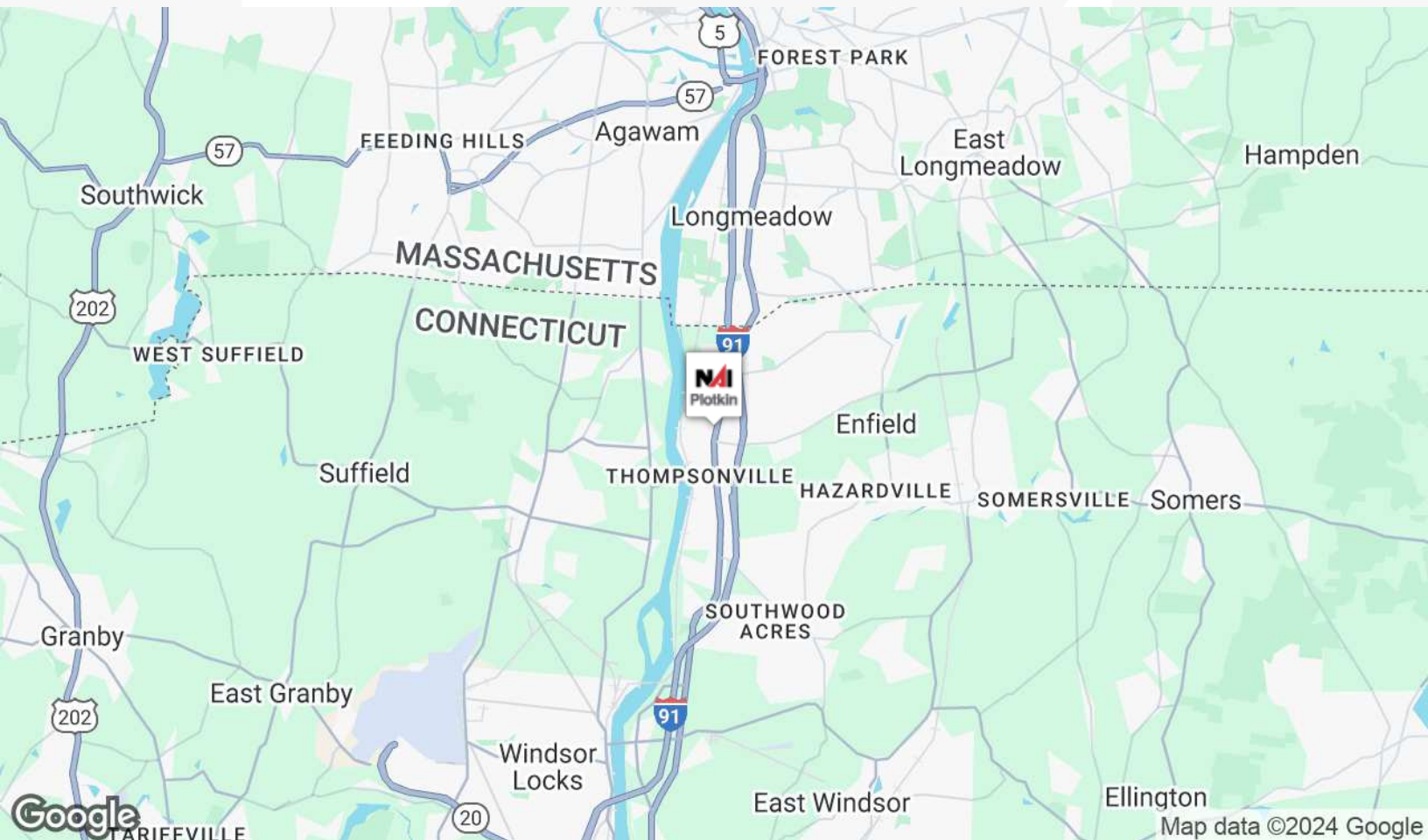
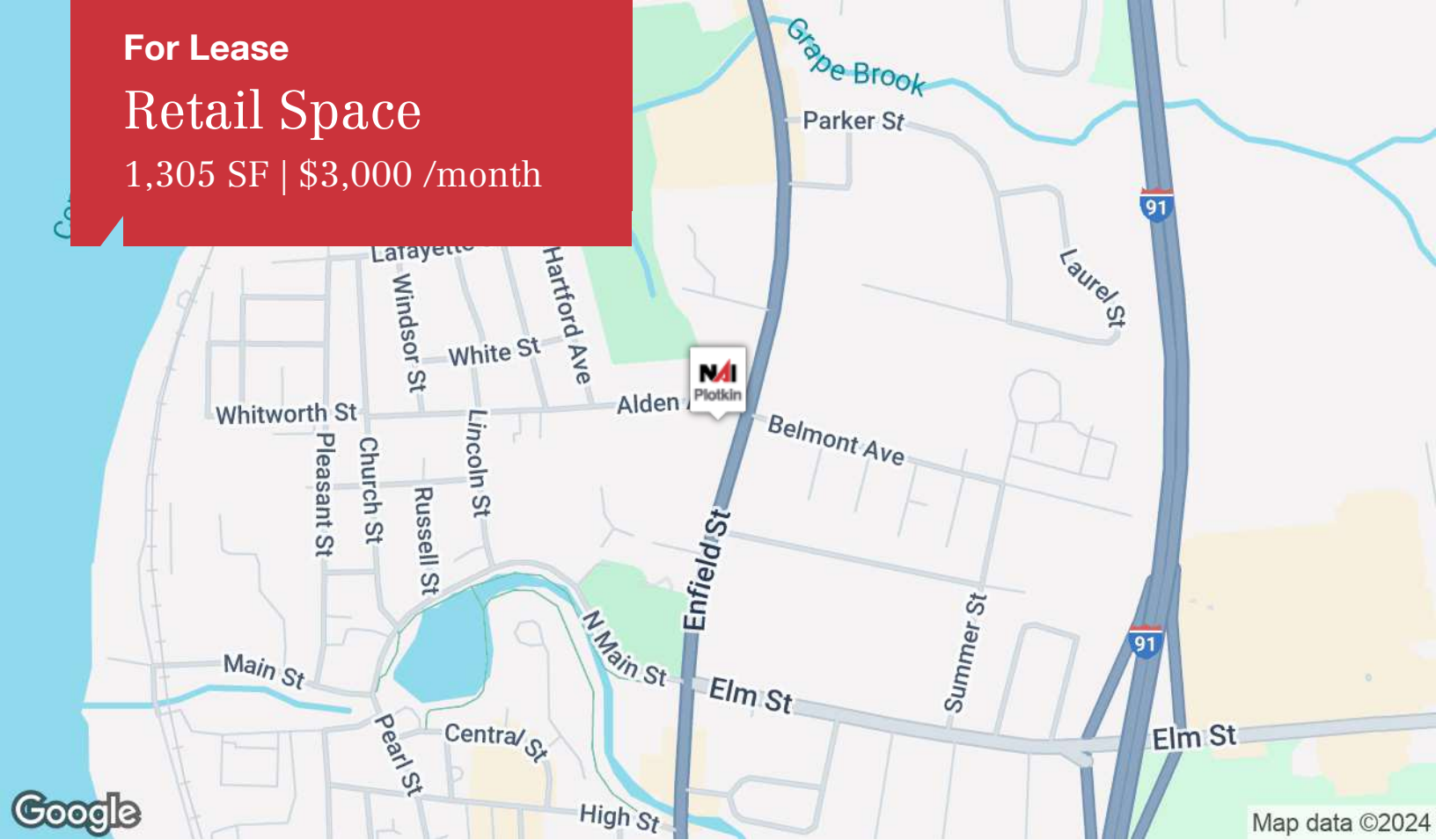
1,305 SF | \$3,000 /month



For Lease

# Retail Space

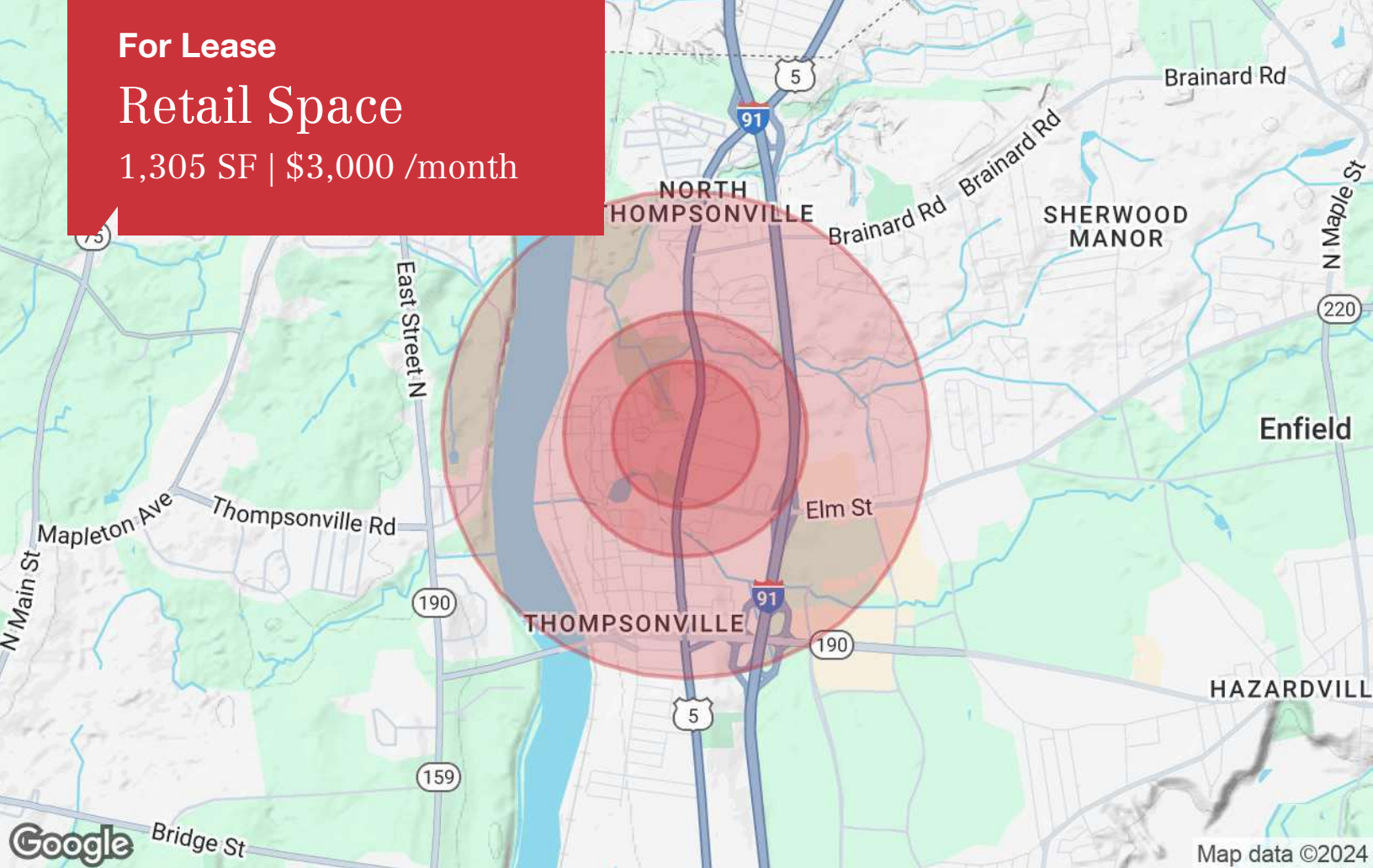
1,305 SF | \$3,000 /month



For Lease

# Retail Space

1,305 SF | \$3,000 /month



## Population

	0.3 Miles	0.5 Miles	1 Mile
TOTAL POPULATION	799	3,681	8,955
MEDIAN AGE	37	37	39
MEDIAN AGE (MALE)	36	37	38
MEDIAN AGE (FEMALE)	37	37	39

## Households & Income

	0.3 Miles	0.5 Miles	1 Mile
TOTAL HOUSEHOLDS	332	1,581	3,732
# OF PERSONS PER HH	2.4	2.3	2.4
AVERAGE HH INCOME	\$69,521	\$75,869	\$85,698
AVERAGE HOUSE VALUE	\$259,699	\$318,968	\$345,211

## Race

	0.3 Miles	0.5 Miles	1 Mile
% WHITE	74.0%	74.1%	75.3%
% BLACK	13.0%	11.8%	10.8%
% ASIAN	2.9%	3.6%	3.4%
% HAWAIIAN	0.0%	0.0%	0.0%
% INDIAN	1.0%	0.9%	0.9%
% OTHER	9.1%	9.6%	9.6%

## Ethnicity

	0.3 Miles	0.5 Miles	1 Mile
% HISPANIC	22.3%	21.2%	19.8%

\* Demographic data derived from 2020 ACS - US Census