

# AGRICULTURE WAREHOUSE

36 NE 36TH STREET  
OKLAHOMA CITY, OKLAHOMA

CONSTRUCTION SET  
REVISED March 6, 2020

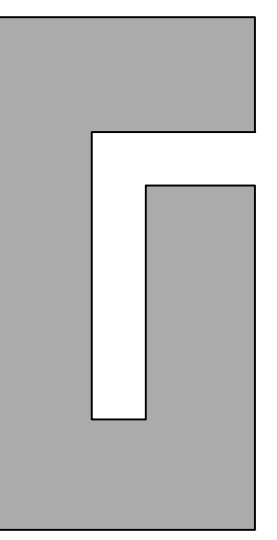


**RBA ARCHITECTS**  
architecture. planning. interior design.

14918 HERTZ QUAIL SPRINGS PARKWAY  
OKLAHOMA CITY, OK 73134  
V. 405.843.0522 F. 405.843.0523

SET NUMBER \_\_\_\_\_

**RBA ARCHITECTS**  
architecture. planning. interior design.  
14918 HERTZ QUAIL SPRINGS PARKWAY  
OKLAHOMA CITY, OK 73134  
V. 405.843.0522 F. 405.843.0523



PROJECT  
**AGRICULTURE WAREHOUSE**  
**N.E. 36TH STREET**  
**OKLAHOMA CITY**  
**OKLAHOMA**

DRAWING ISSUE	
DESCRIPTION	DATE
PRELIMINARY	
PERMIT SET	
BID SET	
CONSTRUCTION SET	
REVISION	
▲ ADD SHEETS	12/10/2019
▲ ASI No.	12/12/2019
▲ PERMIT.	12/31/2019

PROJECT NUMBER  
**S1801\_P1865**  
SHEET TITLE  
**COVER SHEET**

SHEET NUMBER  
**G1.01**

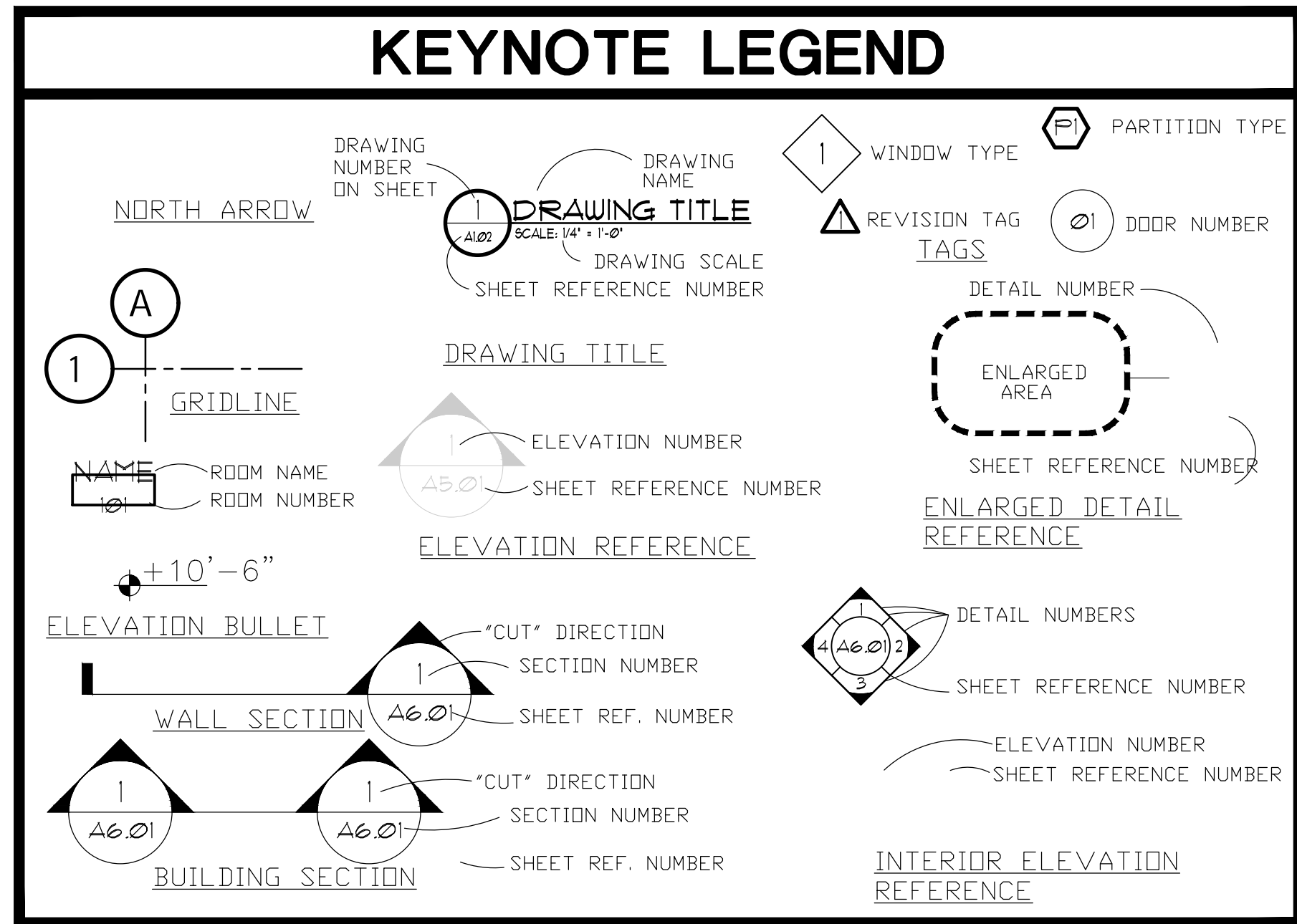
NO REPRODUCTION OF THIS SHEET MAY BE USED FOR CONSTRUCTION UNLESS THE ISSUE DATE IS SHOWN IN THE TITLE BLOCK. THIS SHEET IS NOT TO BE USED FOR CONSTRUCTION UNLESS THE ISSUE DATE IS SHOWN IN THE TITLE BLOCK. COPYRIGHT © 2020 RBA ARCHITECTS. ALL RIGHTS RESERVED.

TYPICAL ABBREVIATIONS			
@ -	AT	MAX. -	MAXIMUM
A.D.A. -	AMERICANS WITH DISABILITIES ACT	MFR. -	MANUFACTURER
A.F.F. -	ABOVE FINISH FLOOR	M.W. -	MICROWAVE
A.H.U. -	AIR HANDLING UNIT	MIN. -	MINIMUM
ALUM. -	ALUMINUM	MISC. -	MISCELLANEOUS
ALT. -	ALTERNATE	MTL. -	METAL
APP'D. -	APPROVED	N -	NORTH
BRG. -	BEARING	N.I.C. -	NOT IN CONTRACT
BLK'G -	BLOCKING	N.T.S. -	NOT TO SCALE
BTM. -	BOTTOM	O.C. -	ON CENTER
CL. -	CENTER LINE	O.C.E.W. -	ON CENTER EACH WAY
CLG. -	CEILING	O.D. -	OUTSIDE DIAMETER
CONC. -	CONCRETE	PL. -	PLATE
C.J. -	CONTROL JOINT	P.LAM. -	PLASTIC LAMINATE
CMU. -	CONCRETE MASONRY UNIT	PLYWD. -	PLYWOOD
DBL. -	DOUBLE	PR. -	PAIR
D.F. -	DRINKING FOUNTAIN	PRES. -	PRESSURE
DIA. -	DIAMETER	PT. -	PAINT
DTL. -	DETAIL	PH. -	PANIC HARDWARE
DN. -	DOWN	REFRIG. -	REFRIGERATOR
DR. -	DOOR	REFER. -	REFERENCE TO
D.W. -	DISHWASHER	REQ'D. -	REQUIRED
E -	EAST	R.O. -	ROUGH OPENING
EIFS -	EXTERIOR INSULATION & FINISH SYSTEM	RR. -	RESTROOM
E.J. -	EXPANSION JOINT	S -	SOUTH
ELEV. -	ELEVATION	SCD. -	SELF CLOSING DEVICE
EQ. -	EQUAL	SCHED. -	SCHEDULED OR SCHEDULE
ETC. -	ET CETERA (MORE ITEMS)	SH. -	SHELF
E.W.C. -	ELECTRIC WATER COOLER	SIM. -	SIMILAR
F.H. -	FIRE HYDRANT	S.S. -	STAINLESS STEEL
FIN. FLR. -	FINISH FLOOR ELEVATION	STL. -	STEEL
FG. -	FIBERGLASS	STOR. -	STORAGE
FIN. -	FINISH	STRUCT. -	STRUCTURAL
FRD. -	FIRE RATED DOOR	TYP. -	TYPICAL
FT. -	FOOT	T.D. -	TOP OF
F.V. -	FIELD VERIFY	U/C. -	UNDER COUNTER
GA. -	GAUGE	UN.D. -	UNLESS NOTED OTHERWISE
G.I. -	GALVANIZED IRON	VCT. -	VINYL COMPOSITION TILE
GYP. BD. -	GYPSUM BOARD	W -	WEST
H.C. -	HANDICAP	W/-	WITH
H.M. -	HOLLOW METAL	W.H. -	WATER HEATER
H.R.H. -	HEAT RECOVERY UNIT	W/D. -	WASHER/DRYER
IN. -	INCH	WD. -	WOOD
JT. -	JOINT	WR. -	WATER RESISTANT
KS. -	KING SIZE		

INDEX OF DRAWINGS	
CONSTRUCTION DOCUMENTS	
● MECHANICAL ▲▲	
M101	HVAC FLOOR PLAN
M102	HVAC ROOF PLAN
M102	HVAC DETAILS AND SCHEDULES
● PLUMBING ▲	
P101	PLUMBING FLOOR PLAN
P201	ENLARGED PLUMBING PLANS
P301	PLBC. DETAILS & SCHEDULES
● ELECTRICAL ▲	
E1.0	ELECTRICAL SITE PLAN
E2.0	ELECTRICAL POWER 1
E3.0	LIGHTING FLOOR PLAN
E4.0	ELECTRICAL RISER DIA.
E5.0	ELEC. SCHEDULES

INDEX OF DRAWINGS	
CONSTRUCTION DOCUMENTS	
● INTERIOR DESIGN	
● STRUCTURAL	

INDEX OF DRAWINGS	
CONSTRUCTION DOCUMENTS	
● GENERAL	
G1.01	COVER SHEET
G1.02	PROJECT "BUILDING CODE"; GENERAL INFORMATION & DWG INDEX
G1.03	FIRE SEPARATION PLAN
● CIVIL	
● LANDSCAPE	
● ARCHITECTURAL	
D1.01	DEMOLITION PLAN
A1.01	SITE PLAN
A1.02	DETAIL SECTION TRASH ENCL.
A2.00	OVERALL FLOOR PLAN
A2.01	ENLARGED PLAN
A2.02	ENLARGED FLOOR PLAN (BASEMENT & SECOND)
A2.03	FLOOR PLAN & FLR. DETAILS ▲
A2.04	ENLARGED PLAN
A2.05	ENLARGED PLAN
A501	REFLECTED CEILING PLAN
A502	REFLECTED CEILING PLAN
A601	BUILDING ELEVATIONS
A701	STAIR & H.C. RAMP DETAILS



### CONSULTANTS

CIVIL	
LANDSCAPE	
STRUCTURAL	
MECHANICAL	
PLUMBING	
ELECTRICAL	
KITCHEN	

### PROJECT INFORMATION

BUILDING CODE COMPLIANCES:	GROSS AREAS, ETC.:
2015 INTERNATIONAL BUILDING CODE 2003 INTERNATIONAL PLUMBING CODE 2003 INTERNATIONAL MECHANICAL CODE 2011 NATIONAL ELECTRIC CODE 2009 INTERNATIONAL ENERGY CONSERVATION CODE 2009 INTERNATIONAL FIRE CODE	FIRST FLOOR: +/- 12,852 SQ.FT. USABLE
ANSI A111.1 LATEST EDITION INCLUDING THE FOLLOWING: ASSOCIATED SUPPLEMENTS TO EA. CODE LOCAL "ADOPTION AMENDMENTS" TO EA. CODE	OVERALL OCCUPANCY "F-1" PLANT HUSBANDRY
	GROSS SQ. FT. 12,852 SQ. FT.
	OCCUPANCY: "B" RR'S & CORRIDORS 484 SQ. FT. = 5 "F-1" VEG / WORK AREA 300 SF. OCCUPANT 933 SQ. FT. = 4 "F-1" VEG / FLOWER 300 SF. OCCUPANT 11,439 SQ. FT. = 39 TOTAL 48
	PLUMBING: "B" WATER CLOSET: 1 / 25 = 1 1 FEMALE "F-1" WATER CLOSET: 1 / 100 = 1 1 MALE
	"B" LAVATORY: 1 / 25 = 1 1 FEMALE "F-1" LAVATORY: 1 / 100 = 1 1 MALE
BUILDING CODE INFORMATION:	
CONSTRUCT'N TYPE: TYPE: II-B	
OCCUPANCY USE: BUSINESS - "B" PLANT HUSBANDRY "F-1"	

**RBA ARCHITECTS**  
 architecture, planning, interior design.  
 14918 HERTZ QUAIL SPRINGS PARKWAY  
 OKLAHOMA CITY, OK 73134  
 V. 406.843.0622 F. 406.843.0623

**AGRICULTURE WAREHOUSE**  
 N.E. 36TH STREET  
 OKLAHOMA CITY  
 OKLAHOMA

DRAWING ISSUE	
DESCRIPTION	DATE
PRELIMINARY	
PERMIT SET	
BID SET	
CONSTRUCTION SET	
REVISION	
▲ ADD SHEETS	11/25/2019
▲ ASI No.1	12/12/2019
▲ FIRE	
▲ SEPARATION	03/05/20
▲ GENERAL REV.	03/26/20

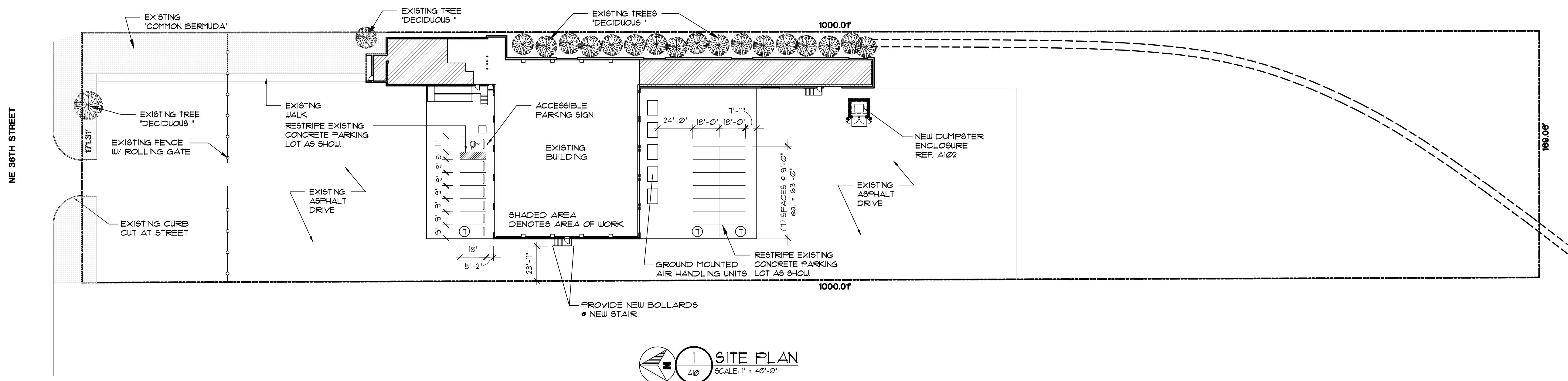
PROJECT NUMBER: **S1801\_P1865**

SHEET TITLE: **CODE & GENERAL INFORMATION**

SHEET NUMBER: **G1.02**

NO REPRODUCTION OF THIS SHEET MAY BE USED FOR CONSTRUCTION UNLESS THE ISSUE DATE IS SHOWN IN THE TITLE BLOCK. THIS SHEET IS NOT TO BE USED FOR CONSTRUCTION UNLESS THE ISSUE DATE IS SHOWN IN THE TITLE SHEET. COPYRIGHT ©





**SITE PLAN**  
SCALE: 1" = 40'-0"

**LEGAL DESCRIPTION:**

SANTA FE INDUST DIST 000 000 FT OF LOTS 1 & 2 BEG 325.79FT E OF NW/4 LT 1 TH E 113.1FT S 1000FT W 63.06FT N 99.93FT (1000 FT) TO BEG

**SITE POINT CALCULATION**

**REQUIRED PARKING**  
GROSS AREA = 21531 sf

THE CITY OF OKLAHOMA CITY MUNICIPAL CODE TABLE 106.001 PARKING REQUIREMENTS, 0502 AGRICULTURE PROCESSING LIMITED; DIRECTOR APPROVAL. 0502  
1 SPACE / 1000 SF FOR FIRST 20,000 SF AND 1 SPACE / 5,000 SF OVER 20,000 SF  
(20,000 SF / 1,000) + (1531 SF / 5,000) = 21 PARKING SPACES REQUIRED, 1 OF WHICH IS AN ACCESSIBLE PARKING SPACE. NOTE: EXISTING CONCRETE PARKING LOT IS TO BE RESTRIPTED.

NOTE: ALL ACCESSIBLE SPACES ARE OF UNIVERSAL DESIGN BEING A MINIMAL OF 11' W X 18' L EACH, w/ A 5' W X 18' L UNLOADING ZONE FOR EVERY TWO ACCESSIBLE PARKING SPACES.

**LANDSCAPING POINTS FROM DEVELOPED AREA**

SITE POINTS = 600 SF (DEVELOPED AREA) / 200 = 3 POINTS  
MINIMAL POINTS FOR DEVELOPED AREA = 25 POINTS

PARKING LOT POINTS - 21 REQUIRED PARKING SPACES = 21 (2) = 42 POINTS  
0 ADDITIONAL PARKING SPACES = 0 = 0  
TOTAL PARKING LOT POINTS = 42 POINTS

TOTAL LANDSCAPING POINTS REQUIRED = 25 + 42 = 67 POINTS


**LANDSCAPE IRRIGATION REQUIREMENTS:**

- NEW AND EXISTING LANDSCAPE WILL BE IRRIGATED BY MEANS OF EXTERIOR HOSE ATTACHMENT WITHIN 100 FEET OF ALL LANDSCAPE.

LANDSCAPE PLANTING SCHEDULE							
SCIENTIFIC NAME	COMMON NAME	TRUNK CALIPER	TYPE	# OF UNITS	POINTS PER UNIT	ALLOWABLE POINTS	MINIMUM SIZE AT TIME OF PLANTING: TABLE 11250.1 POINT VALUES FOR VARIOUS
EXISTING TREE		10+	D	1	30	30	
EXISTING TREE		6	D	2	17	34	
EXISTING COMMON BERMUDA	BERMUDA SOD		D	2375	0.25	17	TURF MAY ONLY SATISFY 25% OF TOTAL REQUIRED LANDSCAPING POINTS

TOTAL NUMBER OF LANDSCAPE POINTS ACHIEVED 81

**RBA ARCHITECTS**  
architecture, planning, interior design.  
14918 HERTZ QUAIL SPRINGS PARKWAY  
OKLAHOMA CITY, OK 73134  
V. 405.843.0822 F. 405.843.0823



02/28/2020 CA#462

**PROJECT**  
**AGRICULTURE WAREHOUSE**  
**N.E. 36TH STREET**  
**OKLAHOMA CITY**  
**OKLAHOMA**

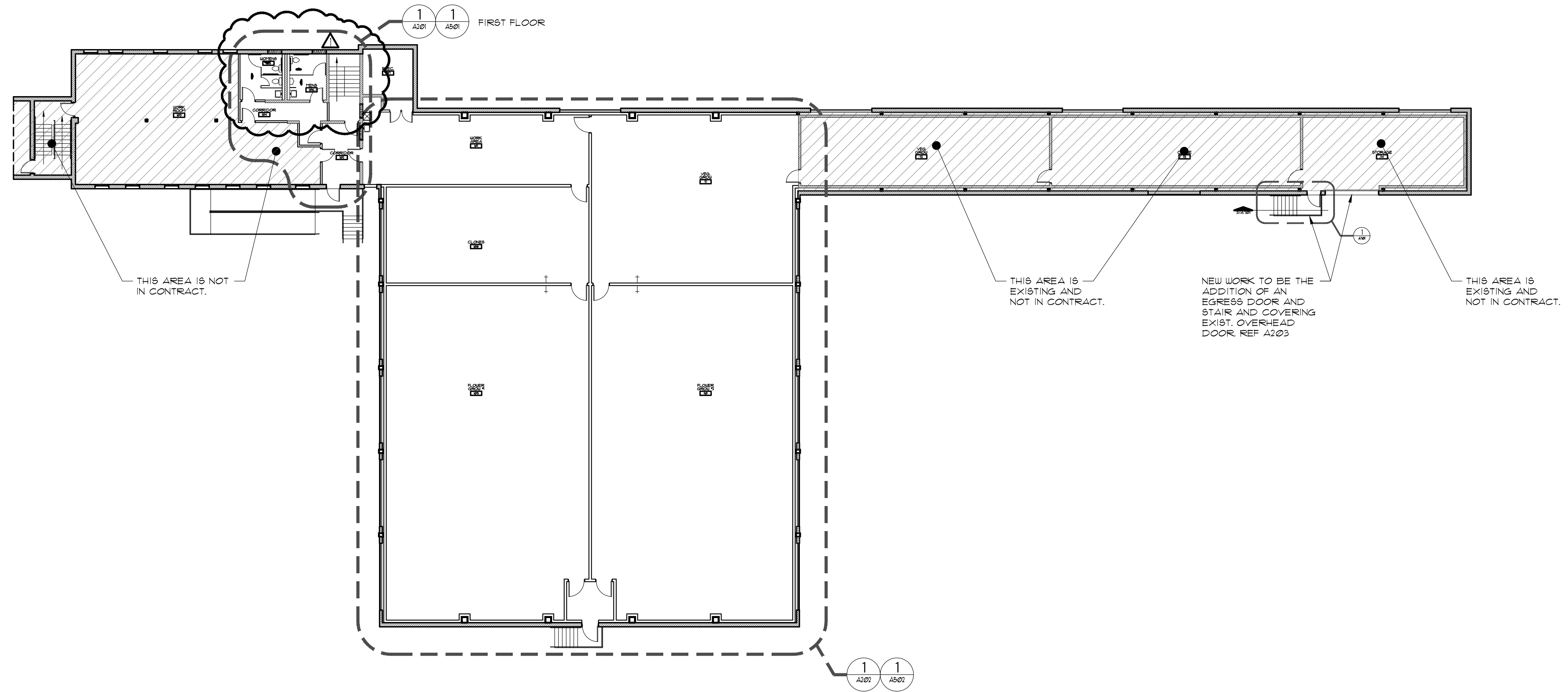
DRAWING ISSUE	
DESCRIPTION	DATE
PRELIMINARY	
PERMIT SET	7-15-19
BID SET	
CONSTRUCTION SET	
REVISION	
CITY COMMENTS	8-12-19
GEN REVISIONS	02-25-20

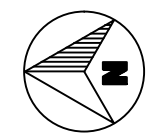
PROJECT NUMBER  
**S1801\_P1865**

SHEET TITLE  
**SITE PLAN**



SHEET NUMBER  
**A101**

NO REPRODUCTION OF THIS SHEET MAY BE MADE WITHOUT WRITTEN CONSENT OF RICHARD B. BROWN ASSOC. THE DRAWING AND OTHER INFORMATION CONTAINED ON THIS SHEET ARE TO BE USED ONLY IN CONNECTION WITH THE PROJECT LOCATED AT THE PROJECT ADDRESS SHOWN IN THE TITLE BLOCK. THIS SHEET IS NOT TO BE USED FOR CONSTRUCTION UNLESS THE ISSUE DATE IS SHOWN IN THE TITLE SHEET. COPYRIGHT




**1** OVERALL FLOOR PLAN  
 A200 SCALE: 1/8" = 1'-0"

**RBA ARCHITECTS**  
 architecture, planning, interior design.  
 14918 HERTZ QUAIL SPRINGS PARKWAY  
 OKLAHOMA CITY, OK 73134  
 V. 405.843.0622 F. 405.843.0623

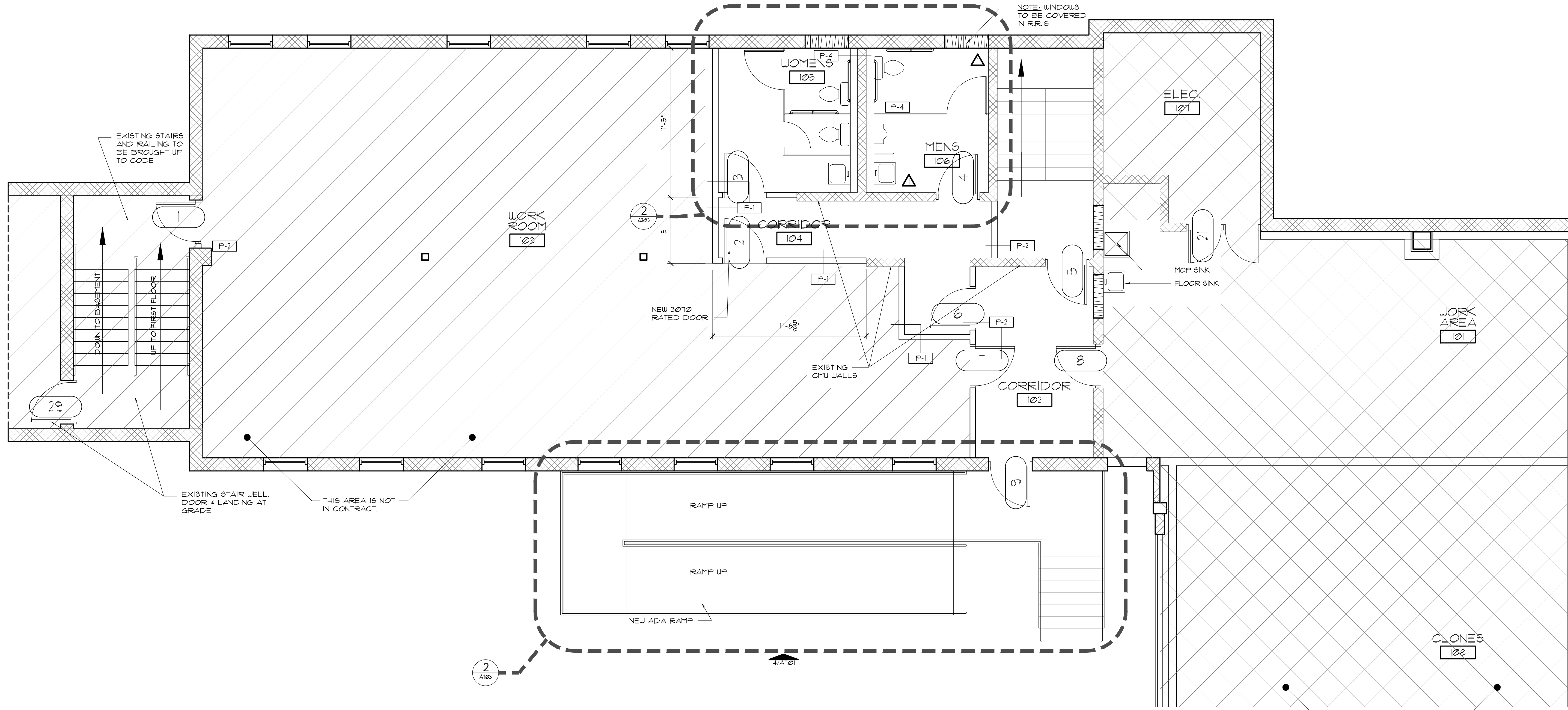


**PROJECT**  
**AGRICULTURE WAREHOUSE**  
**N.E. 36TH STREET**  
**OKLAHOMA CITY**  
**OKLAHOMA**

DRAWING ISSUE	
DESCRIPTION	DATE
PRELIMINARY	1-9-19
PERMIT SET	7-15-19
BID SET	
CONSTRUCTION SET	
REVISION	
▲ A91 No.1	12-12-19
▲ PERMIT	12-31-19
▲ GENERAL REV.	02/06/2020

PROJECT NUMBER  
**S1801\_P1865**  
 SHEET TITLE  
**OVERALL FLOOR PLAN**  
 SHEET NUMBER  
**A200**

NO REPRODUCTION OF THIS SHEET MAY BE MADE WITHOUT WRITTEN CONSENT OF RICHARD R. BROWN, ASSOC. THE SHEET IS NOT TO BE USED FOR CONSTRUCTION UNLESS THE ISSUE DATE IS SHOWN IN THE TITLE BLOCK. THE SHEET IS NOT TO BE USED ONLY IN CONNECTION WITH THE PROJECT LOCATED AT THE PROJECT ADDRESS SHOWN IN THE TITLE BLOCK. COPYRIGHT © 2020 RBA ARCHITECTS

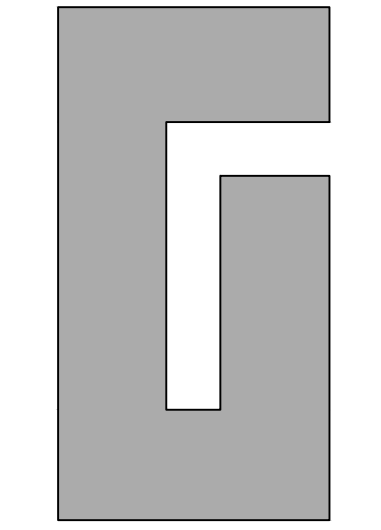


**WALL LEGEND**

	EXISTING WALL TO BE REMOVED
	EXISTING WALL TO REMAIN
	NEW WALL REF. PARTITION TYPE.

**ENLARGED FLOOR PLAN @ 1ST FLOOR**  
 A201 SCALE: 1/4" = 1'-0"

**RBA ARCHITECTS**  
 architecture, planning, interior design.  
 14918 HERTZ GUIL SPRINGS PARKWAY  
 OKLAHOMA CITY, OK 73134  
 V. 405.843.0822 F. 405.843.0523



**AGRICULTURE WAREHOUSE**  
**N.E. 36TH STREET**  
**OKLAHOMA CITY**  
**OKLAHOMA**

**PROJECT**  
**AGRICULTURE WAREHOUSE**  
**N.E. 36TH STREET**  
**OKLAHOMA CITY**  
**OKLAHOMA**

**DRAWING ISSUE**

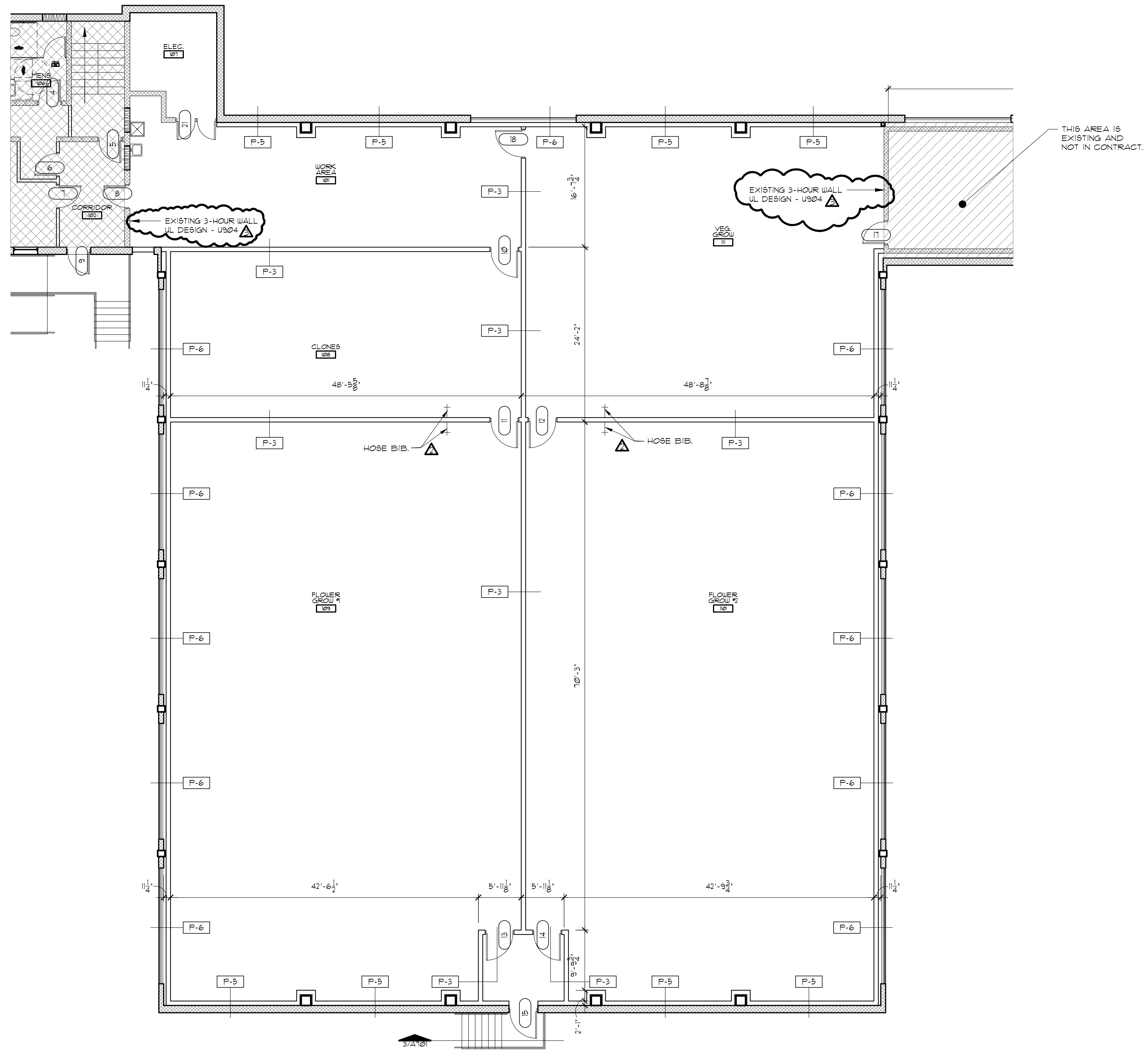
DESCRIPTION	DATE
PRELIMINARY	1-9-19
PERMIT SET	7-15-19
BID SET	
CONSTRUCTION SET	
REVISION	
CITY COMMENTS	8-15-19
A51 No.1	12-12-19
GENERAL REV.	02/06/20
FIRE SEPARATION	03/05/20

PROJECT NUMBER  
**S1801\_P1865**

SHEET TITLE  
**ENLARGED PLAN**

SHEET NUMBER  
**A201**

THE DRAWINGS AND OTHER INFORMATION CONTAINED ON THIS SHEET ARE TO BE USED ONLY IN CONNECTION WITH THE PROJECT LOCATED AT THE PROJECT ADDRESS SHOWN IN THE TITLE BLOCK. THIS SHEET IS NOT TO BE USED FOR CONSTRUCTION UNLESS THE ISSUE DATE IS APPEARS IN ON THE TITLE SHEET. COPYRIGHT © NO REPRODUCTION OF THIS SHEET MAY BE MADE WITHOUT WRITTEN CONSENT OF RICHARD R. BROWN ASSOC.

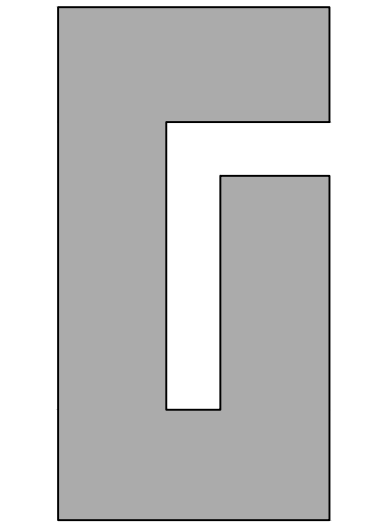


**WALL LEGEND**

	EXISTING WALL TO BE REMOVED
	EXISTING WALL TO REMAIN
	NEW WALL REF. PARTITION TYPE.

ENLARGED FLOOR PLAN  
SCALE: 1/8" = 1'-0"

**RBA ARCHITECTS**  
architecture, planning, interior design.  
14518 HERTZ QUAIL SPRINGS PARKWAY  
OKLAHOMA CITY, OK 73134  
V. 405.843.0822 F. 405.843.0523



**PROJECT**  
**AGRICULTURE WAREHOUSE**  
**N.E. 36TH STREET**  
**OKLAHOMA CITY**  
**OKLAHOMA**

**DRAWING ISSUE**


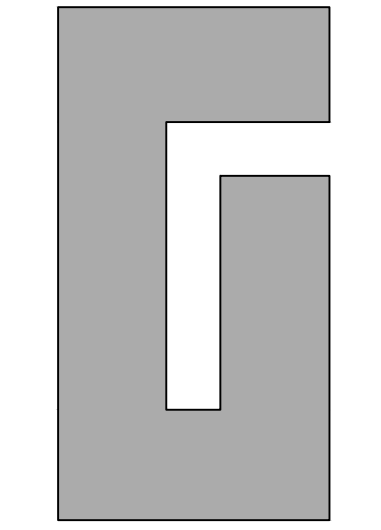
DESCRIPTION	DATE
PRELIMINARY	1-9-19
PERMIT SET	7-15-19
BID SET	
CONSTRUCTION SET	
REVISION	
△ PERMIT	12-31-19
△ GENERAL REV.	02/06/2020
△ FIRE SEPARATION	03/05/20

PROJECT NUMBER  
**S1801\_P1865**

SHEET TITLE  
**ENLARGED PLAN**

SHEET NUMBER  
**A202**

NO REPRODUCTION OF THIS SHEET MAY BE MADE WITHOUT WRITTEN CONSENT OF RICHARD K. BROWN ASSOC.  
THE DRAWINGS AND OTHER INFORMATION CONTAINED ON THIS SHEET ARE TO BE USED ONLY IN CONNECTION WITH THE PROJECT LOCATED AT THE PROJECT ADDRESS SHOWN IN THE TITLE BLOCK. THIS SHEET IS NOT TO BE USED FOR CONSTRUCTION UNLESS THE ISSUE DATE IS APPEARS IN ON THE TITLE SHEET. COPYRIGHT



**PROJECT**  
**AGRICULTURE WAREHOUSE**  
**N.E. 36TH STREET**  
**OKLAHOMA CITY**  
**OKLAHOMA**

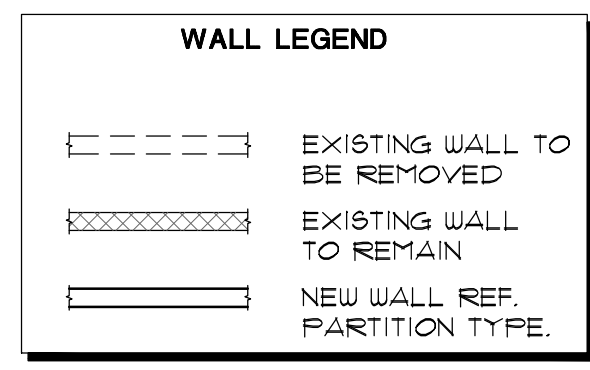
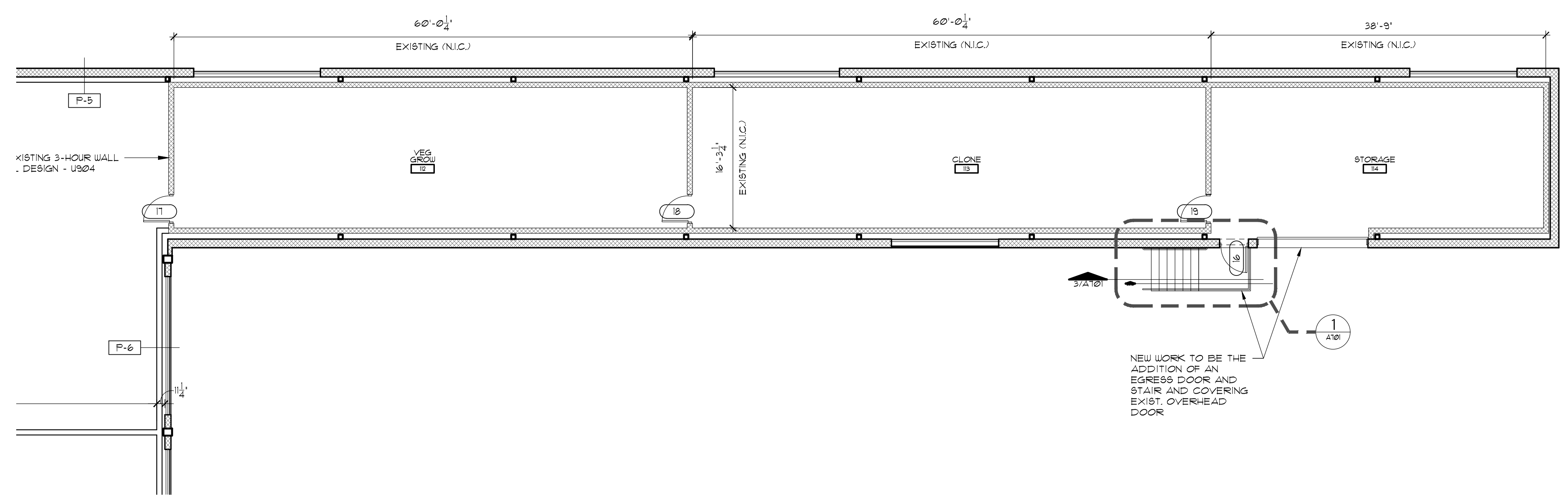
**DRAWING ISSUE**

DESCRIPTION	DATE
PRELIMINARY	1-9-19
PERMIT SET	7-15-19
BID SET	
CONSTRUCTION SET	
REVISION	
CITY COMMENTS	8-15-19
AS1 No.1	12-12-19
PERMIT	12-31-19
GENERAL REV.	02/06/2020
FIRE SEPARATION	03/05/20

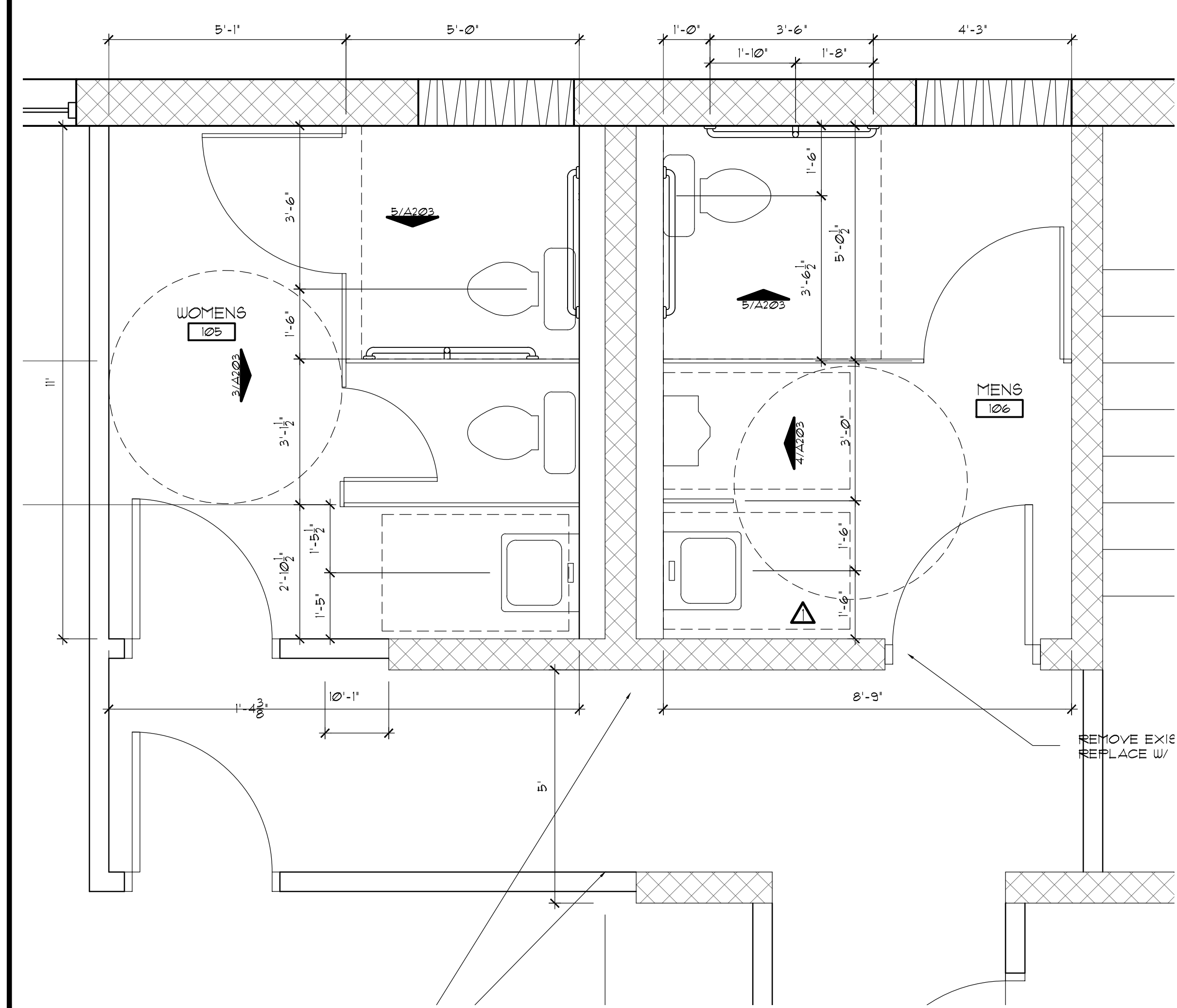
PROJECT NUMBER  
**S1801\_P1865**

SHEET TITLE  
**FLOOR PLAN & R.R. DETAILS**

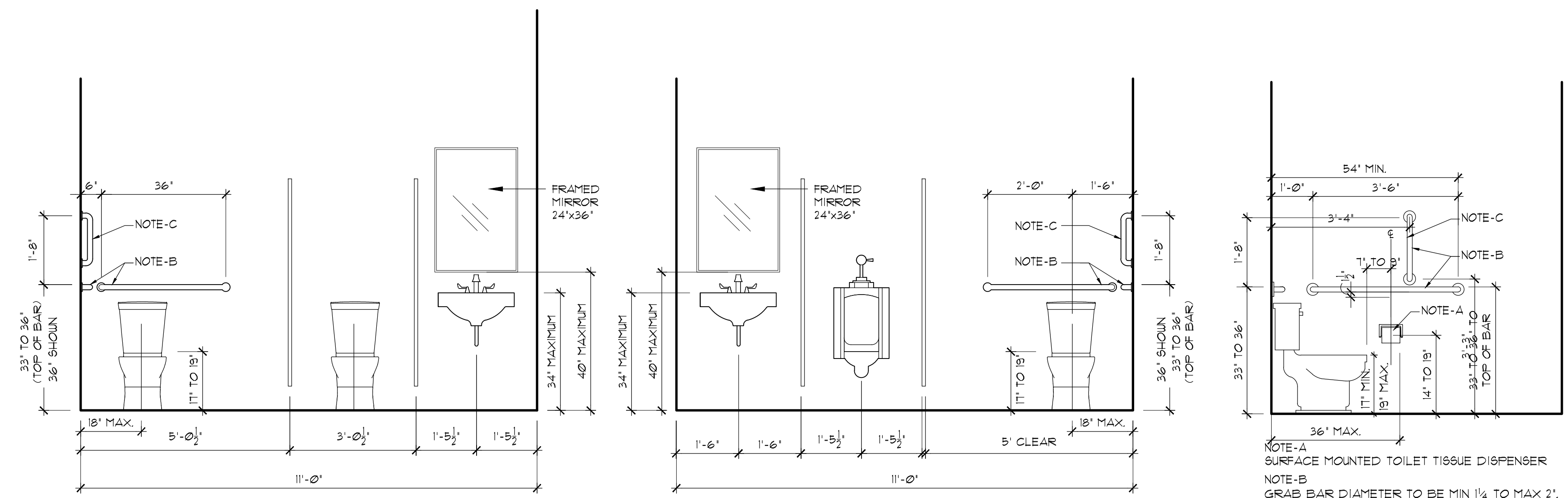
SHEET NUMBER  
**A203**



**1 ENLARGED FLOOR PLAN**  
 SCALE: 1/8" = 1'-0"



**2 ENLARGED R.R. FLOOR PLAN**  
 SCALE: 1/2" = 1'-0"



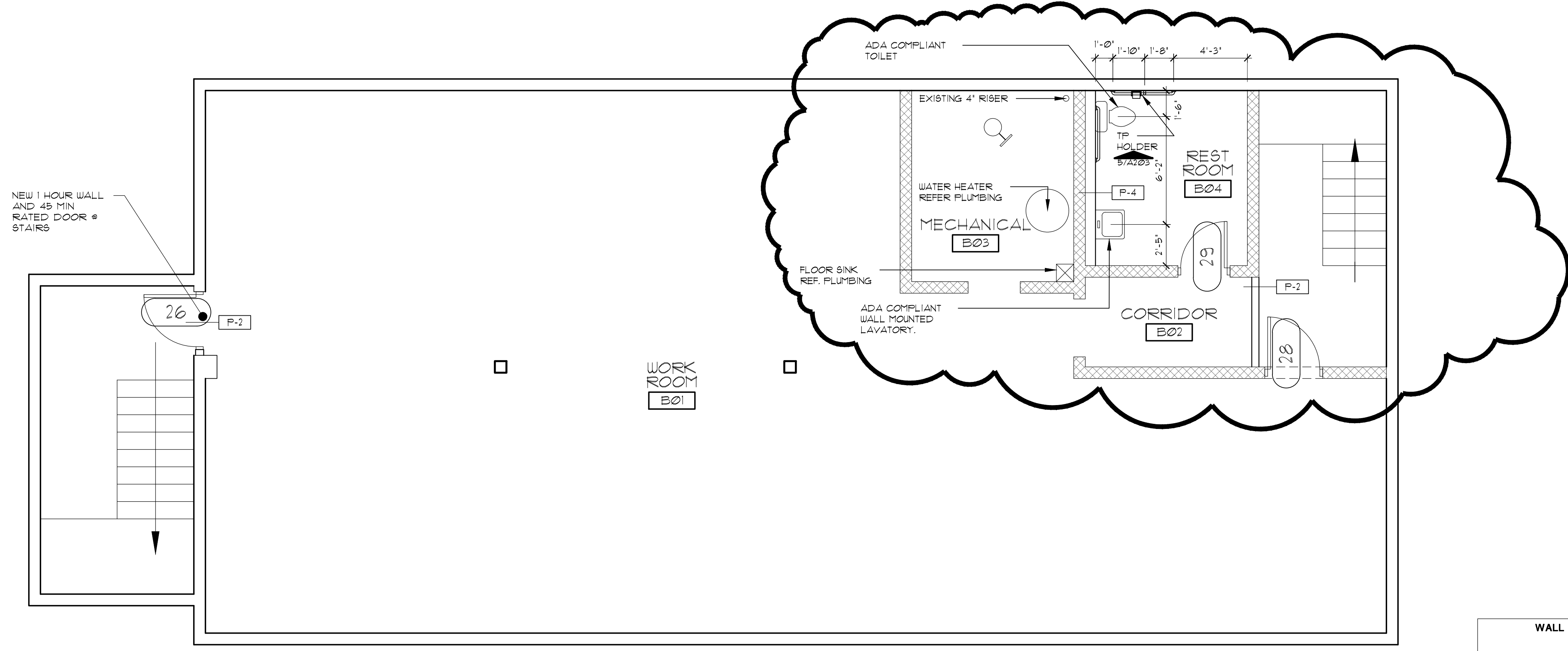
**3 ELEVATION**  
 SCALE: 1/2" = 1'-0"

**4 ELEVATION**  
 SCALE: 1/2" = 1'-0"

**5 ELEVATION**  
 SCALE: 1/2" = 1'-0"

NO REPRODUCTION OF THIS SHEET MAY BE MADE WITHOUT WRITTEN CONSENT OF RICHARD K. BROWN ASSOC. THE DRAWINGS AND OTHER INFORMATION CONTAINED ON THIS SHEET ARE TO BE USED ONLY IN CONNECTION WITH THE PROJECT LOCATED AT THE PROJECT ADDRESS SHOWN IN THE TITLE BLOCK. THIS SHEET IS NOT TO BE USED FOR CONSTRUCTION UNLESS THE ISSUE DATE IS APPEARED IN ON THE TITLE SHEET. COPYRIGHT

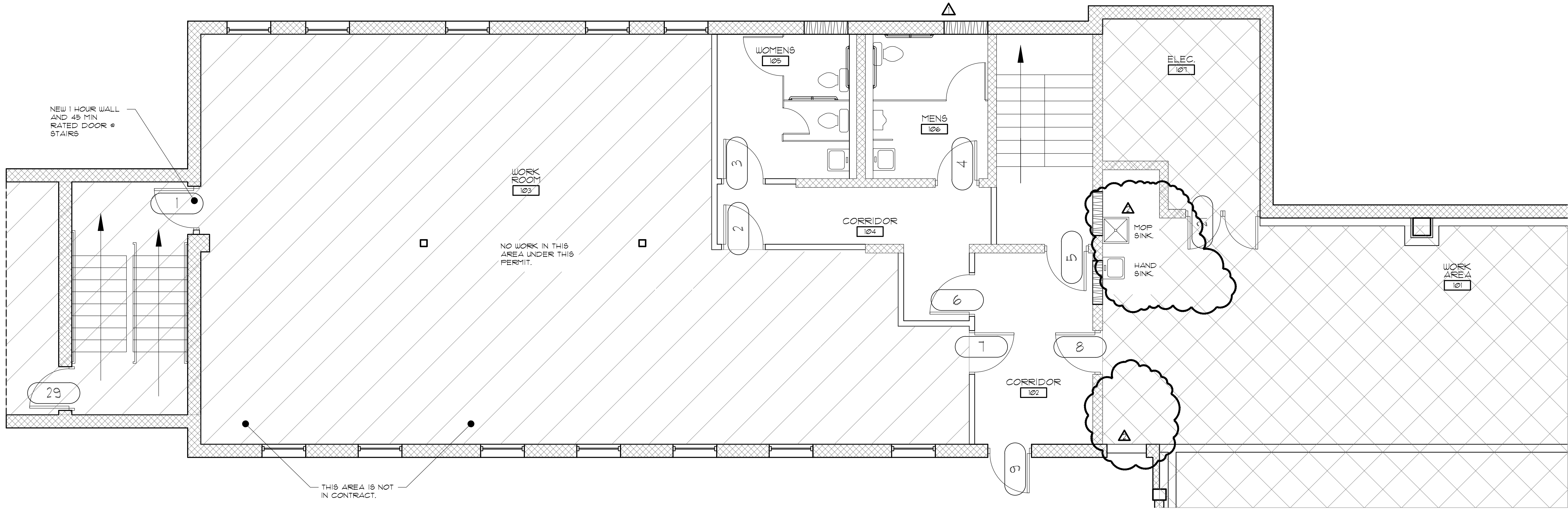




1 ENLARGED FLOOR PLAN @ BASEMENT Δ  
 4201 SCALE: 1/4" = 1'-0"


**WALL LEGEND**

	EXISTING WALL TO BE REMOVED
	EXISTING WALL TO REMAIN
	NEW WALL REF. PARTITION TYPE.



1 ENLARGED FLOOR PLAN @ 1ST FLOOR Δ  
 4201 SCALE: 1/4" = 1'-0"

**RBA ARCHITECTS**  
 architecture, planning, interior design.  
 14518 HERTZ GUIL SPRINGS PARKWAY  
 OKLAHOMA CITY, OK 73134  
 V. 405.843.0822 F. 405.843.0523



**PROJECT**  
**AGRICULTURE WAREHOUSE**  
**N.E. 36TH STREET**  
**OKLAHOMA CITY**  
**OKLAHOMA**

**DRAWING ISSUE**

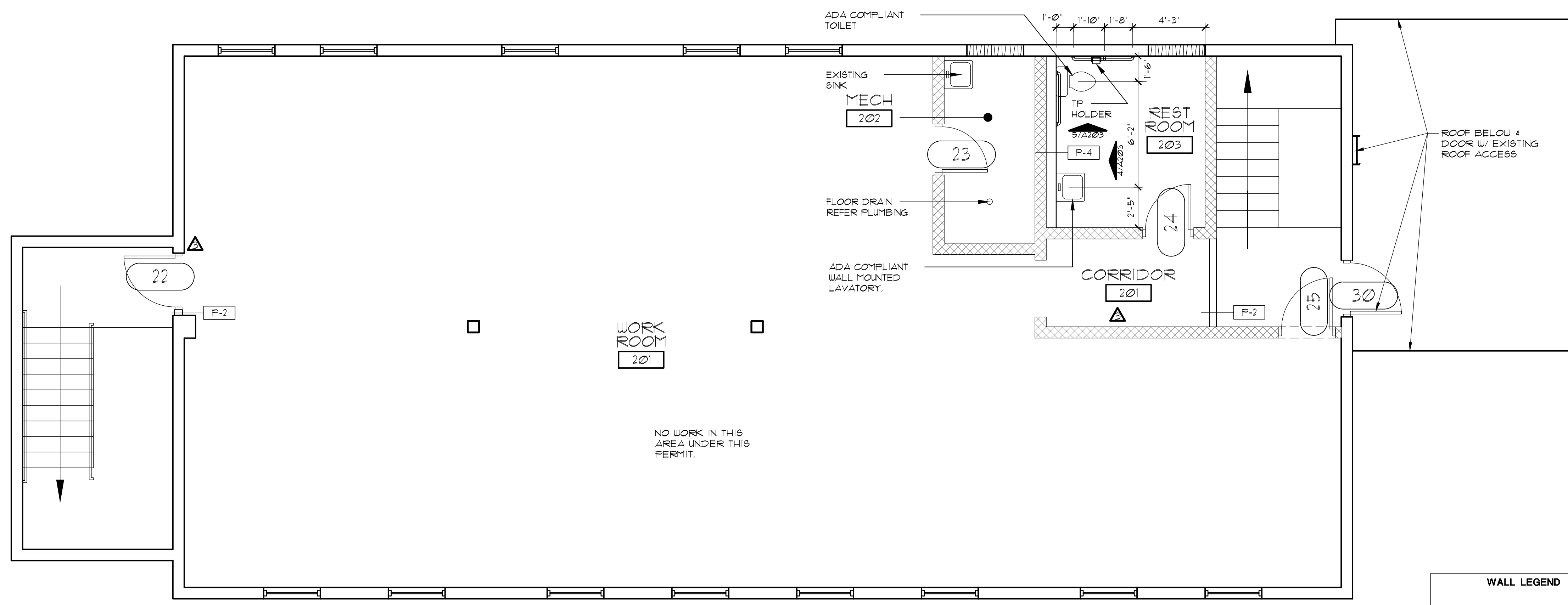
DESCRIPTION	DATE
PRELIMINARY	1-9-19
PERMIT SET	7-15-19
BID SET	
CONSTRUCTION SET	
REVISION	
CITY COMMENTS	8-12-19
Δ A51 No.1	12-12-19
Δ GENERAL REV.	02/06/2020

PROJECT NUMBER  
**S1801\_P1865**

SHEET TITLE  
**ENLARGED PLAN**

SHEET NUMBER  
**A204**

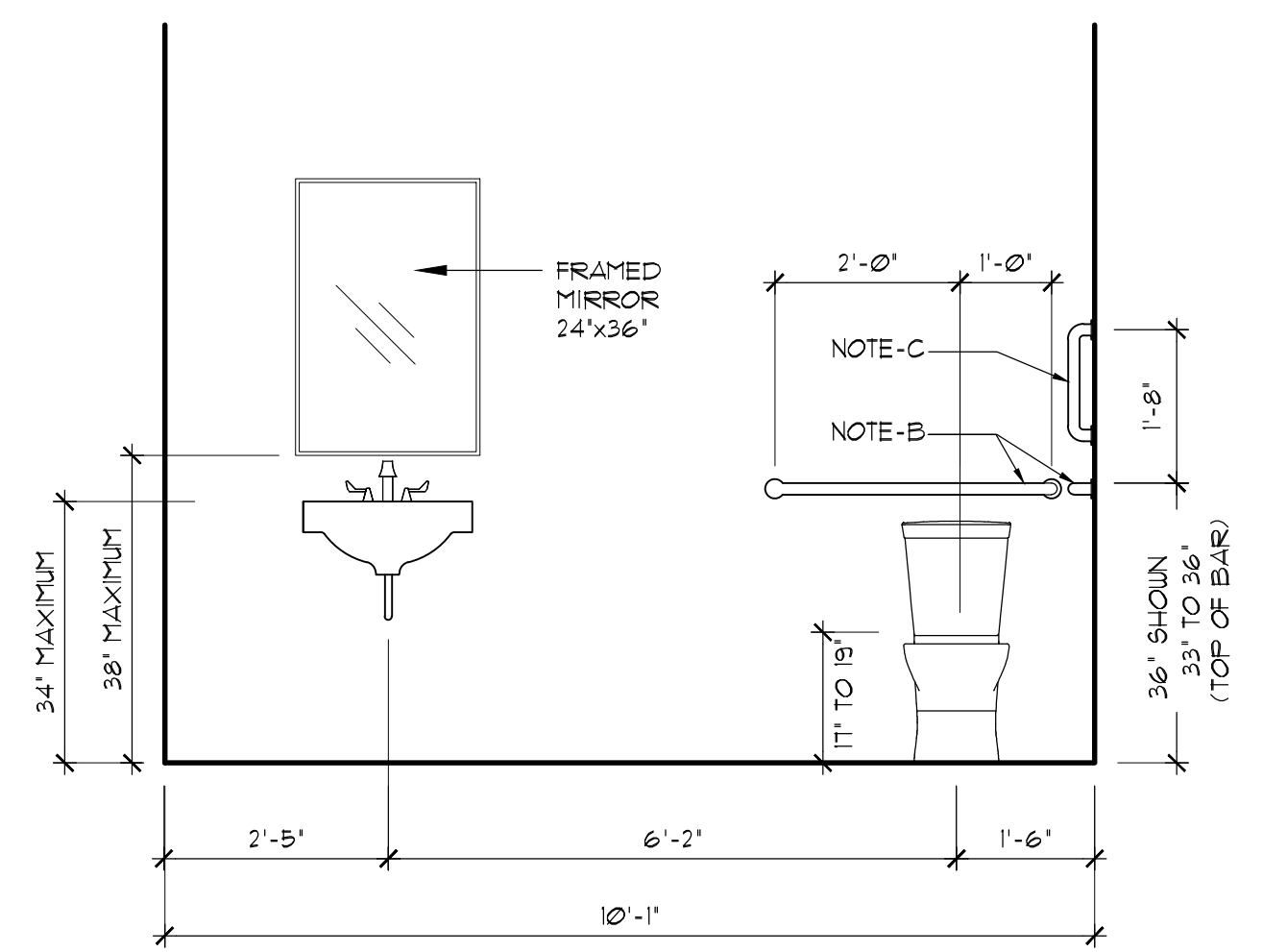
NO REPRODUCTION OF THIS SHEET MAY BE MADE WITHOUT WRITTEN CONSENT OF RICHARD R. BROWN ASSOC.  
 THE DRAWINGS AND OTHER INFORMATION CONTAINED ON THIS SHEET ARE TO BE USED ONLY IN CONNECTION WITH THE PROJECT LOCATED AT THE PROJECT ADDRESS SHOWN IN THE TITLE BLOCK. THIS SHEET IS NOT TO BE USED FOR CONSTRUCTION UNLESS THE ISSUE DATE IS APPEARS IN ON THE TITLE SHEET. COPYRIGHT



**WALL LEGEND**


	EXISTING WALL TO BE REMOVED
	EXISTING WALL TO REMAIN
	NEW WALL REF. PARTITION TYPE.

1 ENLARGED FLOOR PLAN @ 2ND FLOOR  
 SCALE: 1/4" = 1'-0"



2 ELEVATION RM B04 & 204  
 SCALE: 1/4" = 1'-0"

**RBA ARCHITECTS**  
 architecture, planning, interior design.  
 14518 HERTZ GUIL SPRINGS PARKWAY  
 OKLAHOMA CITY, OK 73134  
 V. 405.843.0822 F. 405.843.0523



2616  
 OKLA. CITY  
 OKLAHOMA  
 LICENSED ARCHITECT  
 03/06/2020 CA#462

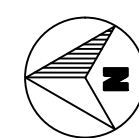
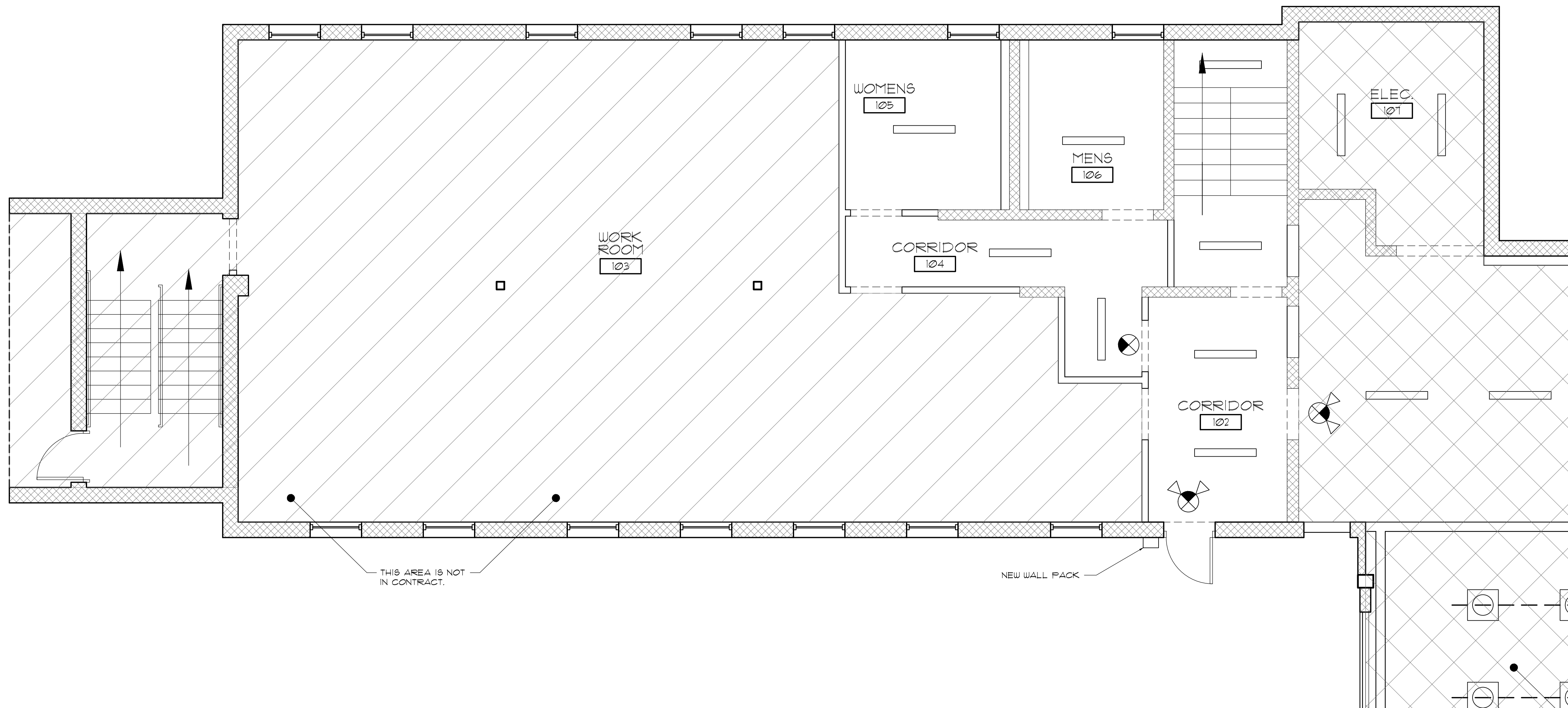
**PROJECT**  
 AGRICULTURE WAREHOUSE  
 N.E. 36TH STREET  
 OKLAHOMA CITY  
 OKLAHOMA

**DRAWING ISSUE**

DESCRIPTION	DATE
PRELIMINARY	1-9-19
PERMIT SET	7-15-19
BID SET	
CONSTRUCTION SET	
REVISION	
CITY COMMENTS	8-12-19
△ GENERAL REV.	02/06/2020
△ FIRE SEPARATION	03/05/20

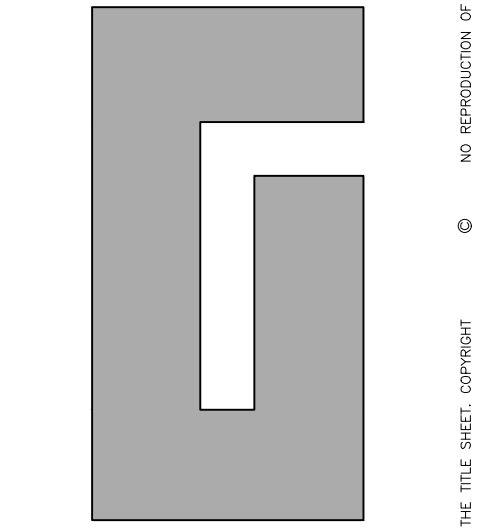
PROJECT NUMBER  
**S1801\_P1865**  
 SHEET TITLE  
**ENLARGED PLAN**  
 SHEET NUMBER  
**A205**

THE DRAWINGS AND OTHER INFORMATION CONTAINED ON THIS SHEET ARE TO BE USED ONLY IN CONNECTION WITH THE PROJECT LOCATED AT THE PROJECT ADDRESS SHOWN IN THE TITLE BLOCK. THIS SHEET IS NOT TO BE USED FOR CONSTRUCTION UNLESS THE ISSUE DATE AS APPEARS IN ON THE TITLE SHEET. COPYRIGHT © NO REPRODUCTION OF THIS SHEET MAY BE MADE WITHOUT WRITTEN CONSENT OF RICHARD R. BROWN ASSOC.



1 ENLARGED RCP @ 1ST FLOOR  
 A501 SCALE: 1/4" = 1'-0"

**RBA ARCHITECTS**  
 architecture, planning, interior design.  
 14518 HERTZ QUAIL SPRINGS PARKWAY  
 OKLAHOMA CITY, OK 73134  
 V. 405.843.0822 F. 405.843.0523



PROJECT  
**AGRICULTURE WAREHOUSE**  
**N.E. 36TH STREET**  
**OKLAHOMA CITY**  
**OKLAHOMA**

02/10/2020 #2616 CA#462

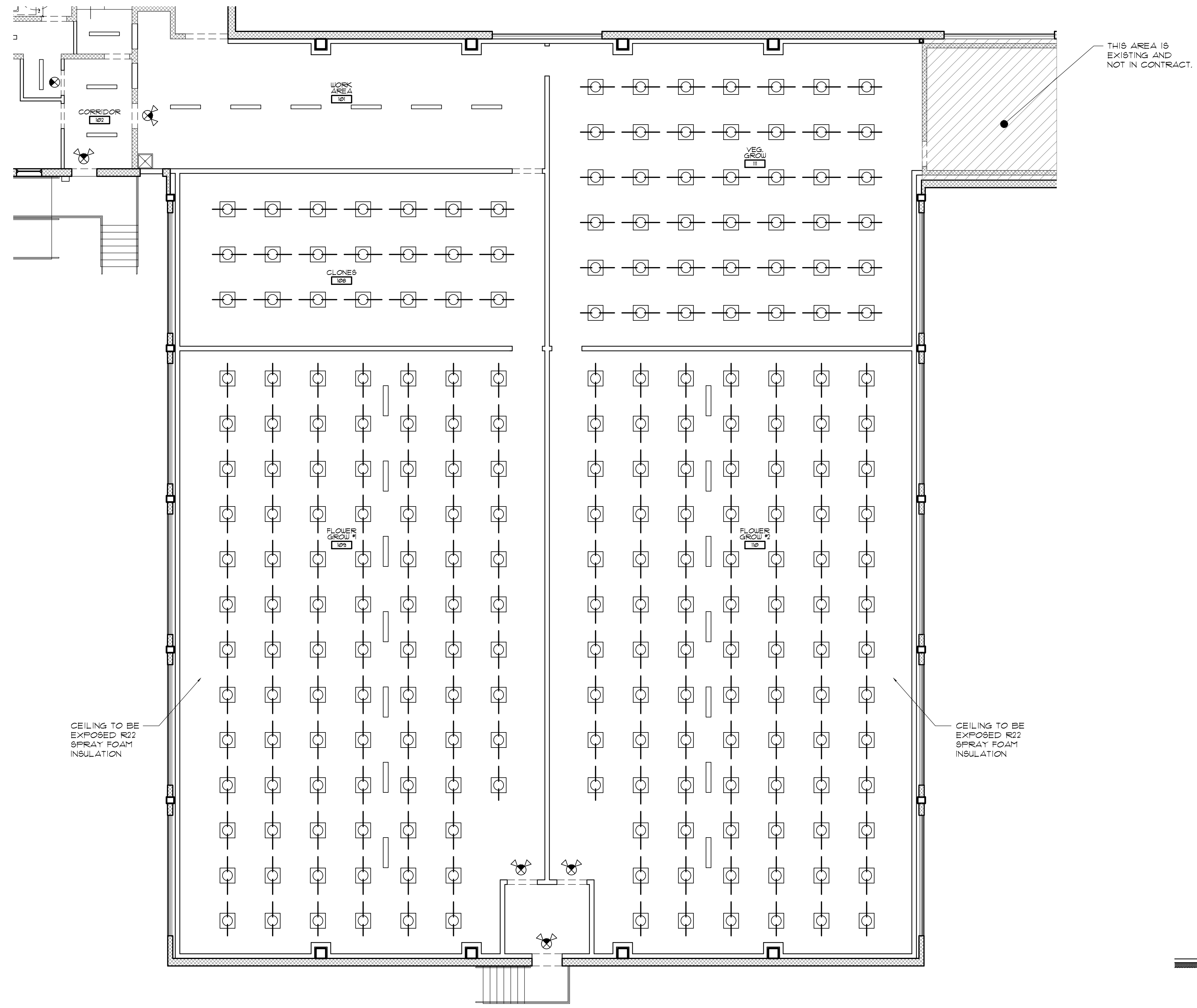
DRAWING ISSUE	
DESCRIPTION	DATE
PRELIMINARY	1-9-19
PERMIT SET	7-15-19
BID SET	
CONSTRUCTION SET	
REVISION	

PROJECT NUMBER  
**S1801\_P1865**

SHEET TITLE  
**REFLECTED  
 CEILING PLAN**

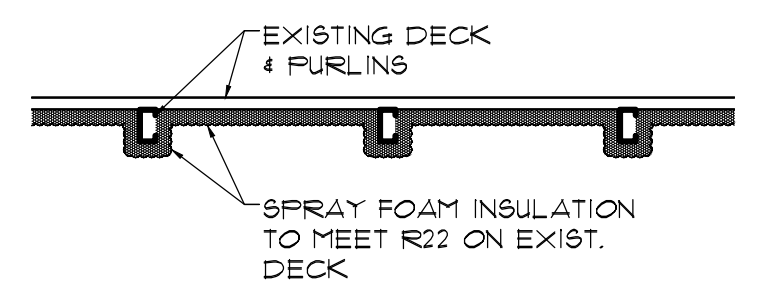
SHEET NUMBER  
**A501**

THE DRAWINGS AND OTHER INFORMATION CONTAINED ON THIS SHEET ARE TO BE USED ONLY IN CONNECTION WITH THE PROJECT LOCATED AT THE PROJECT ADDRESS SHOWN IN THE TITLE BLOCK. THIS SHEET IS NOT TO BE USED FOR CONSTRUCTION UNLESS THE ISSUE DATE IS APPEARS IN ON THE TITLE SHEET. COPYRIGHT © NO REPRODUCTION OF THIS SHEET MAY BE MADE WITHOUT WRITTEN CONSENT OF RICHARD R. BROWN ASSOC.




CEILING TO BE EXPOSED R22 SPRAY FOAM INSULATION

CEILING TO BE EXPOSED R22 SPRAY FOAM INSULATION



ENLARGED RCP  
SCALE: 1/8" = 1'-0"  
A502

**RBA ARCHITECTS**  
architecture, planning, interior design.  
14518 HERTZ QUAIL SPRINGS PARKWAY  
OKLAHOMA CITY, OK 73134  
V. 405.843.0522 F. 405.843.0523



**PROJECT**  
**AGRICULTURE WAREHOUSE**  
**N.E. 36TH STREET**  
**OKLAHOMA CITY**  
**OKLAHOMA**

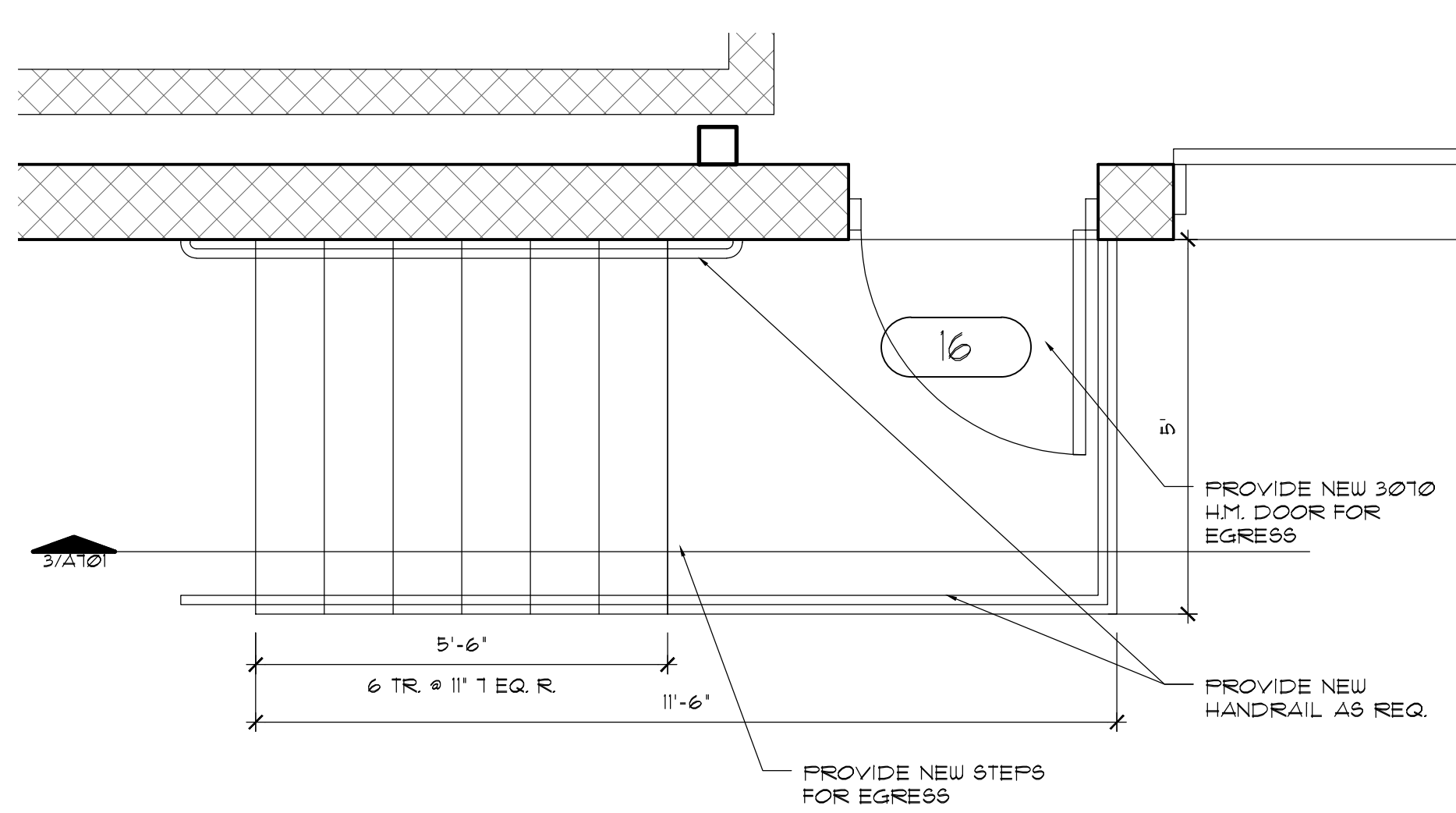
DRAWING ISSUE	
DESCRIPTION	DATE
PRELIMINARY	1-9-19
PERMIT SET	7-15-19
BID SET	
CONSTRUCTION SET	
REVISION	
△ PERMIT	12-31-19

PROJECT NUMBER  
**S1801\_P1865**

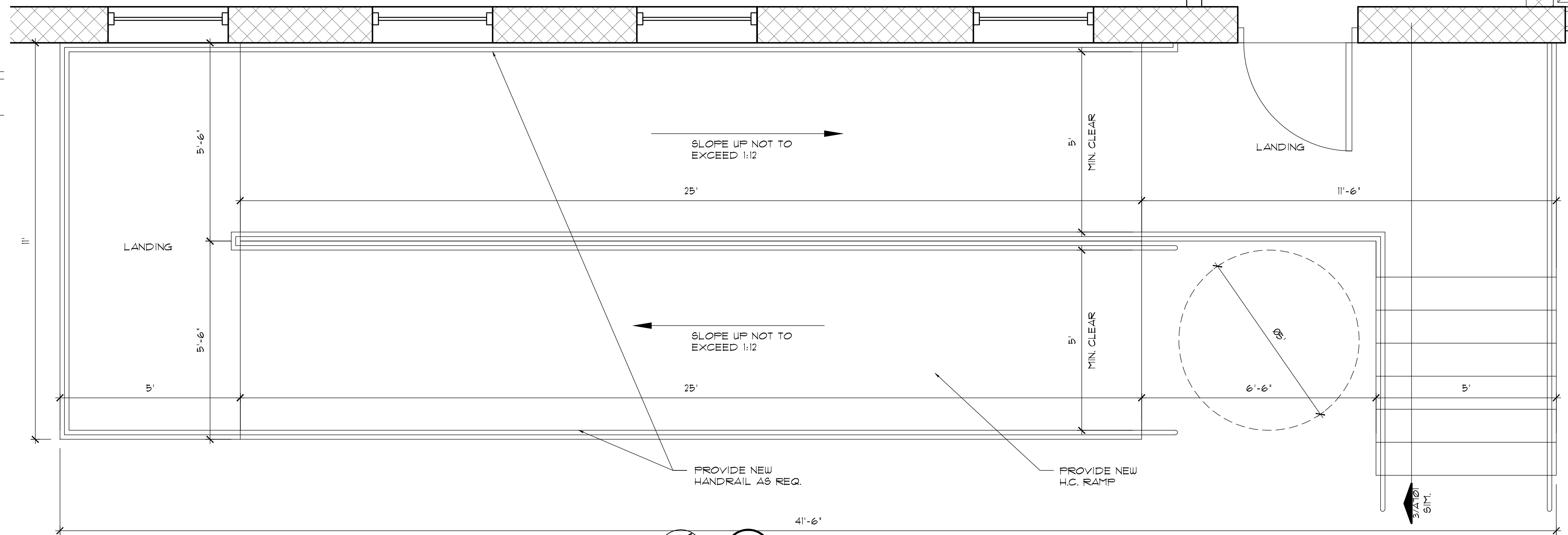
SHEET TITLE  
**REFLECTED CEILING PLAN**

SHEET NUMBER  
**A502**

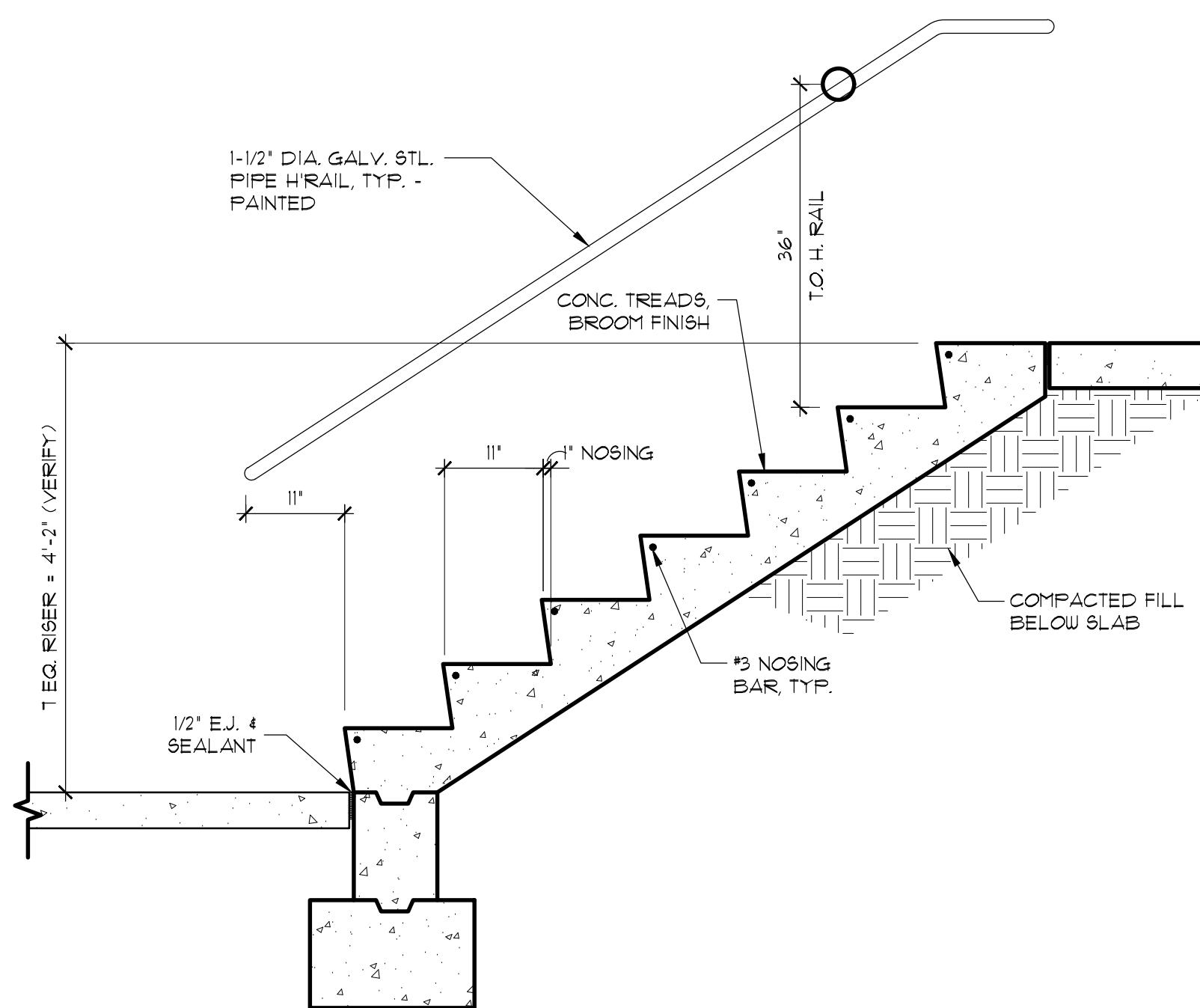
NO REPRODUCTION OF THIS SHEET MAY BE MADE WITHOUT WRITTEN CONSENT OF RICHARD R. BROWN ASSOC.  
THE DRAWINGS AND OTHER INFORMATION CONTAINED ON THIS SHEET ARE TO BE USED ONLY IN CONNECTION WITH THE PROJECT LOCATED AT THE PROJECT ADDRESS SHOWN IN THE TITLE BLOCK. THIS SHEET IS NOT TO BE USED FOR CONSTRUCTION UNLESS THE ISSUE DATE IS APPEARS IN ON THE TITLE SHEET. COPYRIGHT



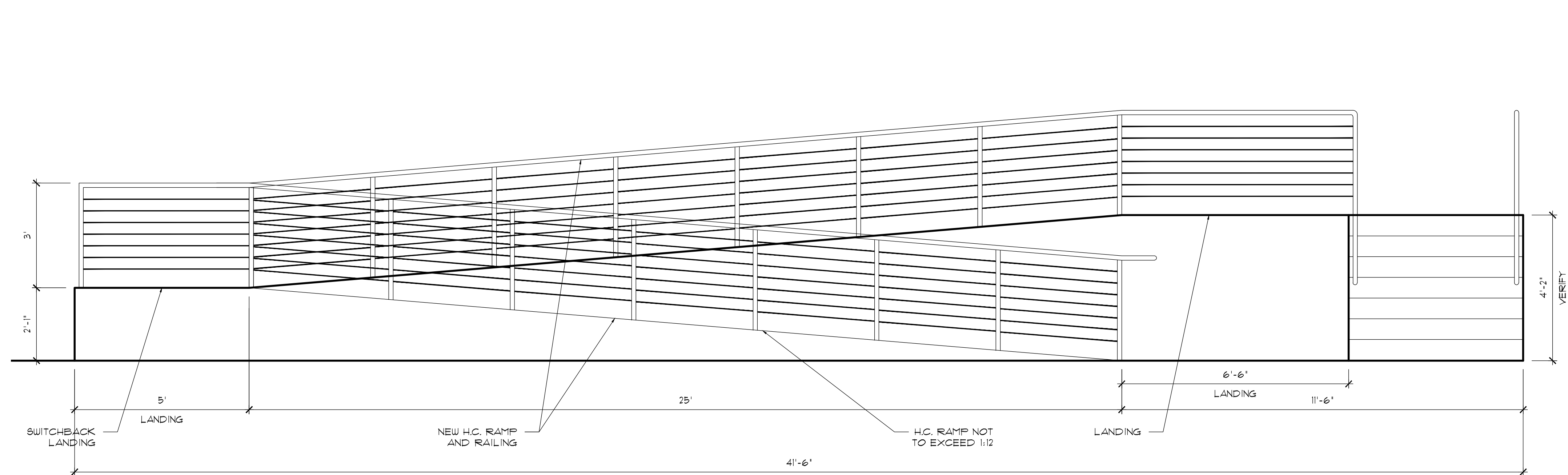
1 EGRESS STAIR PLAN  
SCALE: 1/2" = 1'-0"




2 H.C. RAMP / STAR PLAN  
SCALE: 1/2" = 1'-0"



3 EGRESS STAIR SECTION  
SCALE: 3/4" = 1'-0"



4 H.C. RAMP / STAR ELEVATION  
SCALE: 1/2" = 1'-0"



**PROJECT**  
**AGRICULTURE WAREHOUSE**  
**N.E. 36TH STREET**  
**OKLAHOMA CITY**  
**OKLAHOMA**

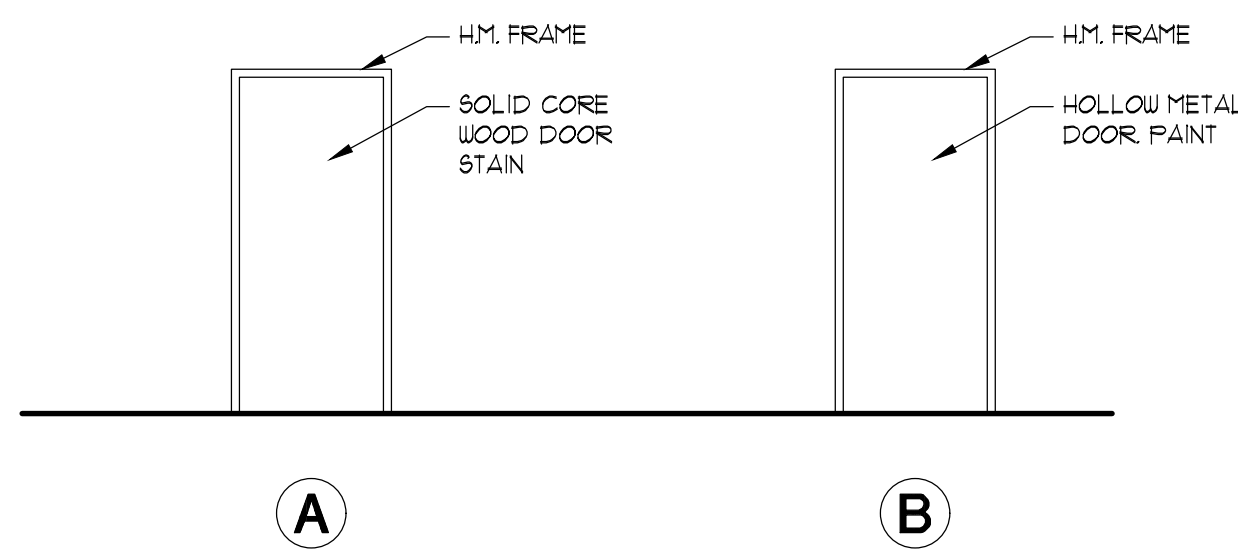
DRAWING ISSUE	
DESCRIPTION	DATE
PRELIMINARY	7-9-19
PERMIT SET	7-15-19
BID SET	
CONSTRUCTION SET	
REVISION	
△ PERMIT	12-31-19

PROJECT NUMBER  
**S1801\_P1865**  
SHEET TITLE  
**STAIR & H.C. RAMP DETAILS**  
SHEET NUMBER  
**A701**

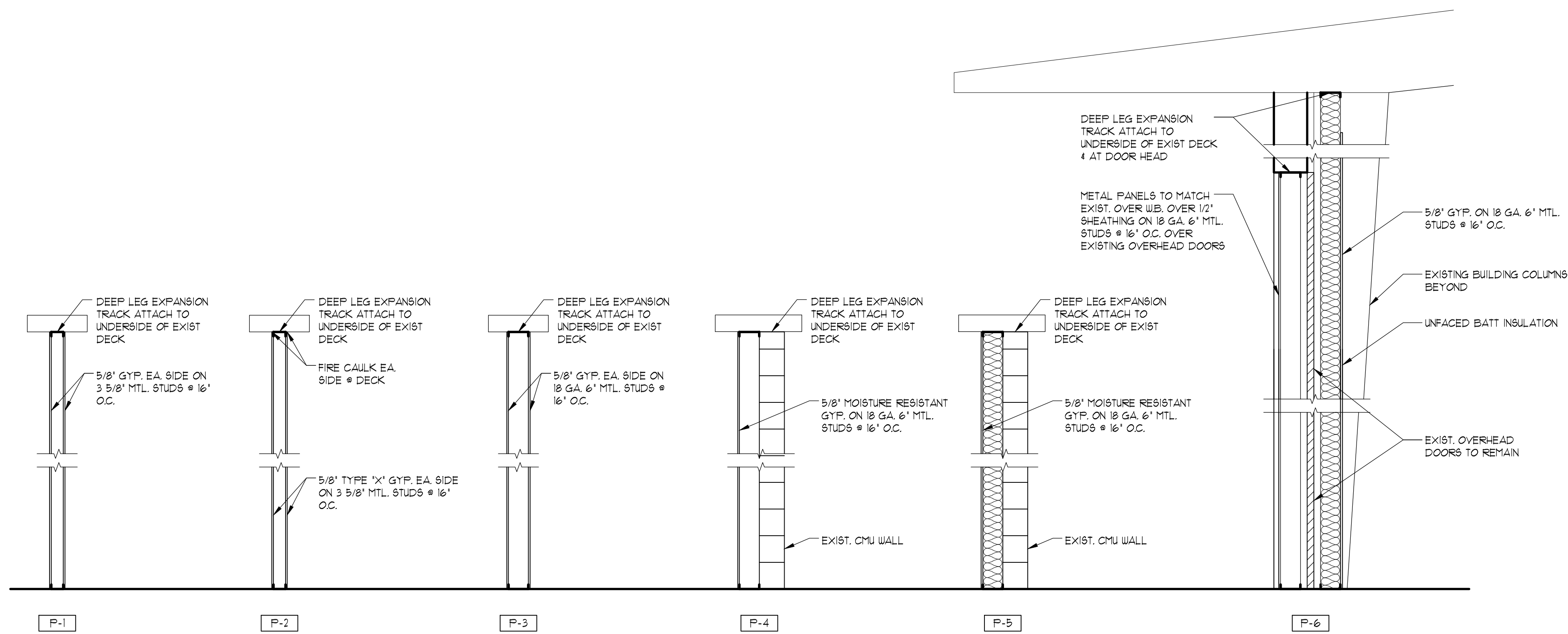
NO REPRODUCTION OF THIS SHEET MAY BE MADE WITHOUT WRITTEN CONSENT OF RICHARD B. BROWN, ASSOC. ARCHITECT. THE SHEET IS NOT TO BE USED FOR CONSTRUCTION UNLESS THE ISSUE DATE IS SHOWN IN THE TITLE BLOCK. THIS SHEET IS NOT TO BE USED FOR CONSTRUCTION UNLESS THE ISSUE DATE IS SHOWN IN THE TITLE SHEET. COPYRIGHT © 2020 RBA ARCHITECTS, INC.

### DOOR SCHEDULE Δ

DOOR NO.	SIZE	DOOR TYPE	MATERIAL	FINISH	FRAME	FINISH	FIRE RATING	REMARKS
1	3070	B	HM	PAINT	HM	PAINT	1-HR	DOOR CLOSURE REQUIRED
2	3070	A	SCWD	PAINT	HM	PAINT	-	
3	3070	A	SCWD	PAINT	HM	PAINT	-	
4	3070	A	SCWD	PAINT	HM	PAINT	-	
5	4070	A	HM	PAINT	HM	PAINT	1-HR	DOOR CLOSURE REQUIRED
6	3070	A	SCWD	PAINT	HM	PAINT	20-MIN	
7	3070	A	SCWD	PAINT	HM	PAINT	20-MIN	DOOR CLOSURE REQUIRED
8	3070	B	HM	PAINT	HM	PAINT	3-HR	DOOR CLOSURE REQUIRED
9	3070	B	HM	PAINT	HM	PAINT	-	
10	4070	A	SCWD	PAINT	HM	PAINT	-	DOOR CLOSURE REQUIRED
11	4070	A	SCWD	PAINT	HM	PAINT	-	
12	4070	A	SCWD	PAINT	HM	PAINT	-	
13	3070	A	SCWD	PAINT	HM	PAINT	-	
14	3070	A	SCWD	PAINT	HM	PAINT	-	
15	3070	A	SCWD	PAINT	HM	PAINT	-	
16	4070	B	HM	PAINT	HM	PAINT	-	
17	4070	B	HM	PAINT	HM	PAINT	3-HR	DOOR CLOSURE REQUIRED
18	4070	B	HM	PAINT	HM	PAINT	-	
19	4070	B	HM	PAINT	HM	PAINT	-	
20	4070	B	HM	PAINT	HM	PAINT	-	
21	PR 3070	B	HM	PAINT	HM	PAINT	-	
22	3070	B	HM	PAINT	HM	PAINT	1-HR	DOOR CLOSURE REQUIRED
23	3070	A	SCWD	PAINT	HM	PAINT	-	
24	3070	A	SCWD	PAINT	HM	PAINT	-	
25	3070	B	HM	PAINT	HM	PAINT	1-HR	DOOR CLOSURE REQUIRED
26	3070	B	HM	PAINT	HM	PAINT	1-HR	DOOR CLOSURE REQUIRED
27	3070	A	SCWD	PAINT	HM	PAINT	-	
28	3070	B	HM	PAINT	HM	PAINT	1-HR	DOOR CLOSURE REQUIRED
29	3070	B	HM	PAINT	HM	PAINT	1-HR	DOOR CLOSURE REQUIRED
30	3070	B	HM	PAINT	HM	PAINT	1-HR	DOOR CLOSURE REQUIRED
31	3070	B	HM	PAINT	HM	PAINT	1-HR	DOOR CLOSURE REQUIRED




1 DOOR TYPES  
SCALE: 1/4" = 1'-0"



UL U404

2 PARTITION TYPES  
SCALE: 1/4" = 1'-0"

**RBA ARCHITECTS**  
architecture, planning, interior design.  
14518 HERTZ GUAL SPRINGS PARKWAY  
OKLAHOMA CITY, OK 73134  
V. 405.843.0522 F. 405.843.0523



2616  
OKLAHOMA CITY  
OKLAHOMA  
LICENSED ARCHITECT  
#2616  
CA#462  
03/06/2020

PROJECT  
**AGRICULTURE WAREHOUSE**  
**N.E. 36TH STREET**  
**OKLAHOMA CITY**  
**OKLAHOMA**

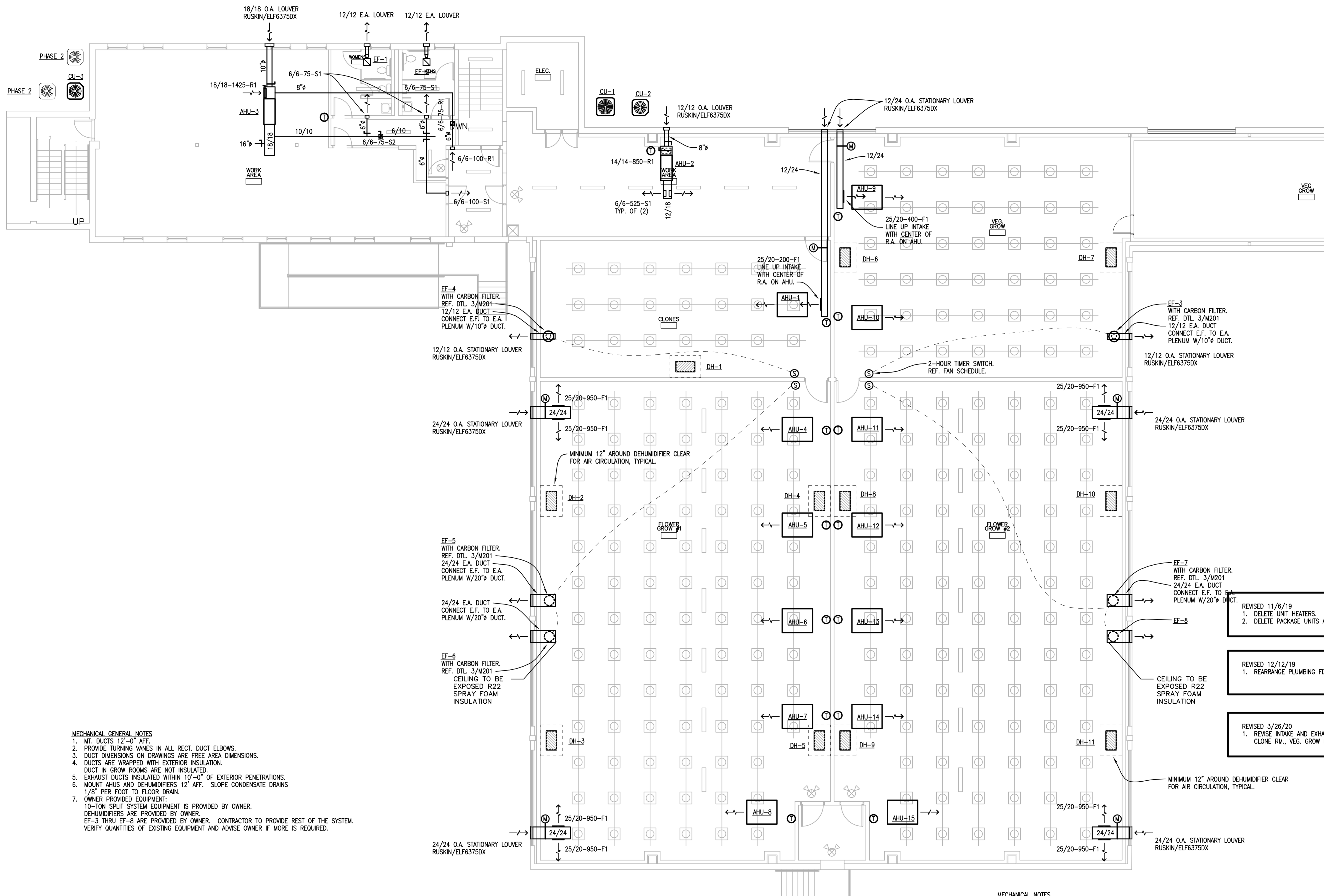
DRAWING ISSUE	
DESCRIPTION	DATE
PRELIMINARY	1-9-19
PERMIT SET	1-15-19
BID SET	
CONSTRUCTION SET	
REVISION	9-16-19
Δ GENERAL REV.	03/05/20

PROJECT NUMBER  
**S1801\_P1865**

SHEET TITLE  
**DOORS & WINDOWS**

SHEET NUMBER  
**A10.01**

NO REPRODUCTION OF THIS SHEET MAY BE MADE WITHOUT WRITTEN CONSENT OF RICHARD R. BROWN ASSOC. © THE DRAWINGS AND OTHER INFORMATION CONTAINED ON THIS SHEET ARE TO BE USED ONLY IN CONNECTION WITH THE PROJECT LOCATED AT THE PROJECT ADDRESS SHOWN IN THE TITLE BLOCK. THIS SHEET IS NOT TO BE USED FOR CONSTRUCTION UNLESS THE ISSUE DATE IS APPEARS IN ON THE TITLE SHEET. COPYRIGHT

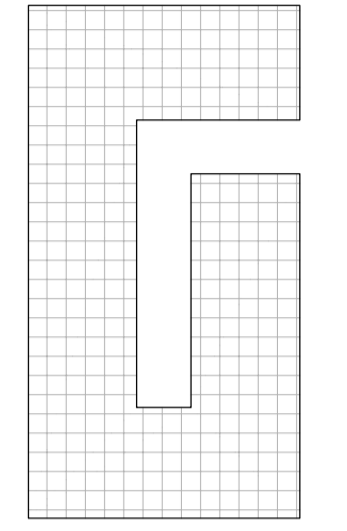


- MECHANICAL GENERAL NOTES**
1. MT. DUCTS 12'-0" AFF.
  2. PROVIDE TURNING VANES IN ALL RECT. DUCT ELBOWS.
  3. DUCT DIMENSIONS ON DRAWINGS ARE FREE AREA DIMENSIONS.
  4. DUCTS ARE WRAPPED WITH EXTERIOR INSULATION. DUCT IN GROW ROOMS ARE NOT INSULATED.
  5. EXHAUST DUCTS INSULATED WITHIN 10'-0" OF EXTERIOR PENETRATIONS.
  6. MOUNT AHUS AND DEHUMIDIFIERS 12' AFF. SLOPE CONDENSATE DRAINS 1/8" PER FOOT TO FLOOR DRAIN.
  7. OWNER PROVIDED EQUIPMENT:  
10-TON SPLIT SYSTEM EQUIPMENT IS PROVIDED BY OWNER.  
DEHUMIDIFIERS ARE PROVIDED BY OWNER.  
EF-3 THRU EF-8 ARE PROVIDED BY OWNER. CONTRACTOR TO PROVIDE REST OF THE SYSTEM.  
VERIFY QUANTITIES OF EXISTING EQUIPMENT AND ADVISE OWNER IF MORE IS REQUIRED.

- MECHANICAL NOTES**
1. EXHAUST FAN PURGE OPERATION: PROVIDE 2-HOUR TIMER SWITCH. DIGITAL TIMER SWITCH HAS MANUAL OVER-RIDE TO OPERATE CONSTANT ON. SWITCH OPENS INTAKE AIR DAMPER AND ENERGIZES EXHAUST FANS IN SAME ROOM.

- DRAWING ISSUE**
- | DESCRIPTION   | DATE    |
|---|---------|
| REVISED 11/6/19<br>1. DELETE UNIT HEATERS. HEAT PUMPS WILL BE USED FOR HEAT.<br>2. DELETE PACKAGE UNITS AND REPLACE WITH SPLIT SYSTEMS. | 7-30-19 |
| REVISED 12/12/19<br>1. REARRANGE PLUMBING FIXTURES IN MENS ROOM.  | 9-18-19 |
| REVISED 3/26/20<br>1. REVISE INTAKE AND EXHAUST IN GROW #1, GROW #2, CLONE RM., VEG. GROW RM.   |         |

1 1ST FLOOR HVAC PLAN  
M101 SCALE: 1/8" = 1'-0"



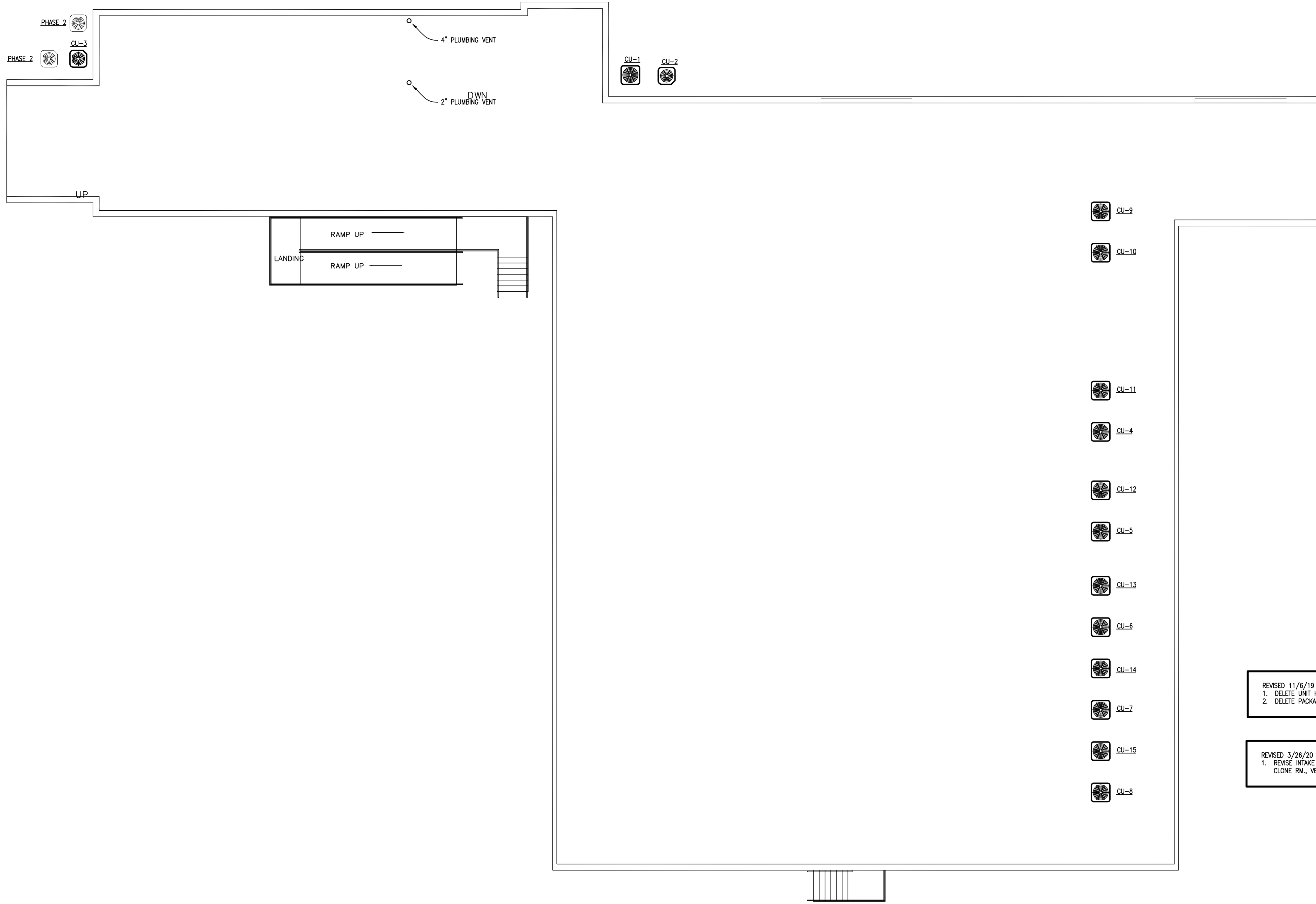
9-18-2019

PROJECT  
AGRICULTURE WAREHOUSE  
36TH ST.  
OKLAHOMA CITY  
OKLAHOMA

PROJECT NUMBER  
S1801\_P1864

SHEET TITLE  
HVAC  
FLOOR PLAN



SHEET NUMBER  
M101



1 1ST FLOOR HVAC PLAN  
 M101 SCALE: 1/8" = 1'-0"

REVISED 11/6/19  
 1. DELETE UNIT HEATERS. HEAT PUMPS WILL BE USED FOR HEAT.  
 2. DELETE PACKAGE UNITS AND REPLACE WITH SPLIT SYSTEMS.

REVISED 3/26/20  
 1. REVISE INTAKE AND EXHAUST IN GROW #1, GROW #2,  
 CLONE RM., VEG. GROW RM.



9-18-2019

PROJECT  
 AGRICULTURE WAREHOUSE  
 36TH ST.  
 OKLAHOMA CITY  
 OKLAHOMA

DRAWING ISSUE	
DESCRIPTION	DATE
PRELIMINARY	7-30-19
PERMIT SET	
BID SET	9-18-19
CONSTRUCTION SET	
REVISION	

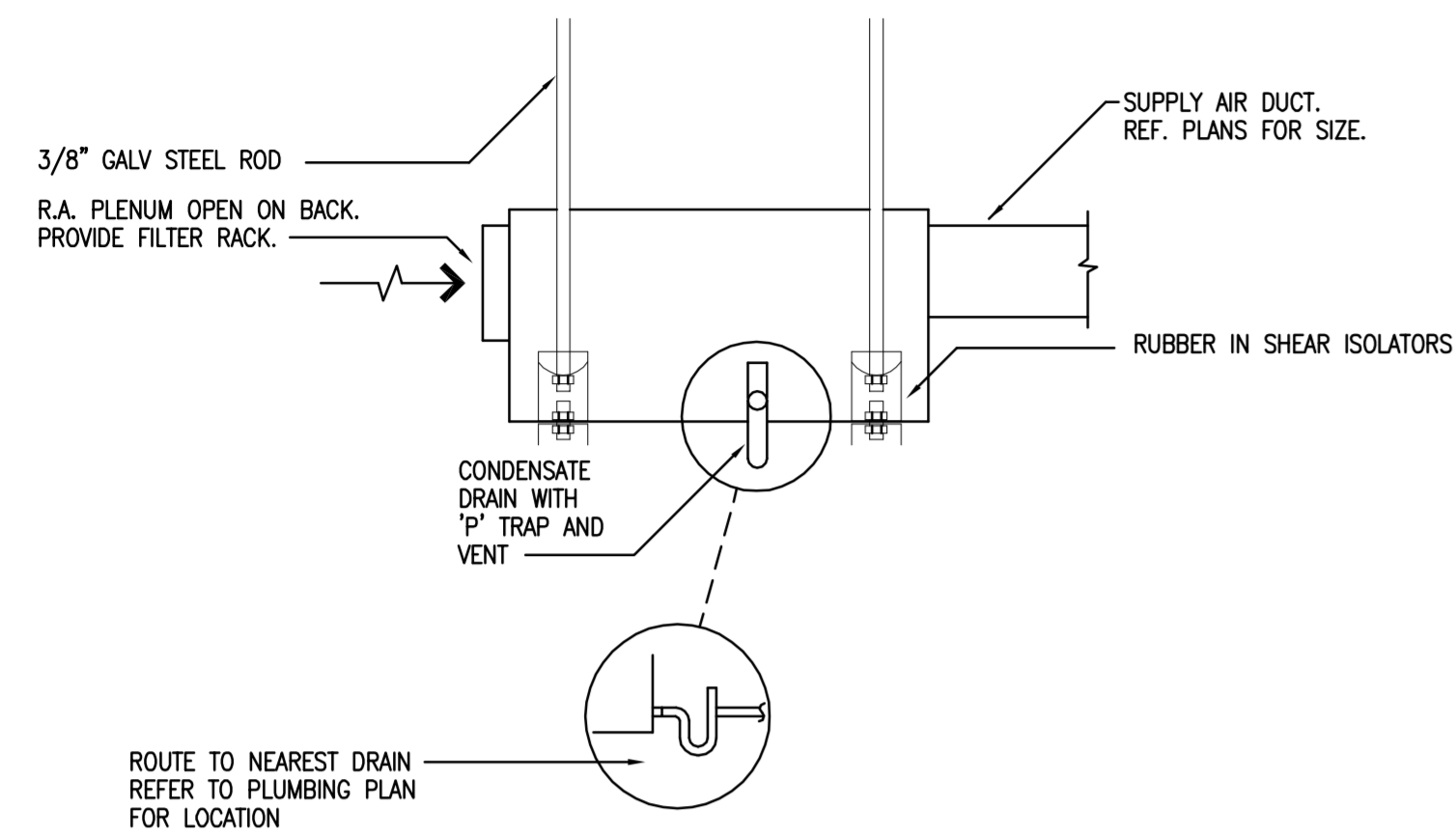
PROJECT NUMBER  
 S1801\_P1864

SHEET TITLE  
 HVAC  
 ROOF PLAN

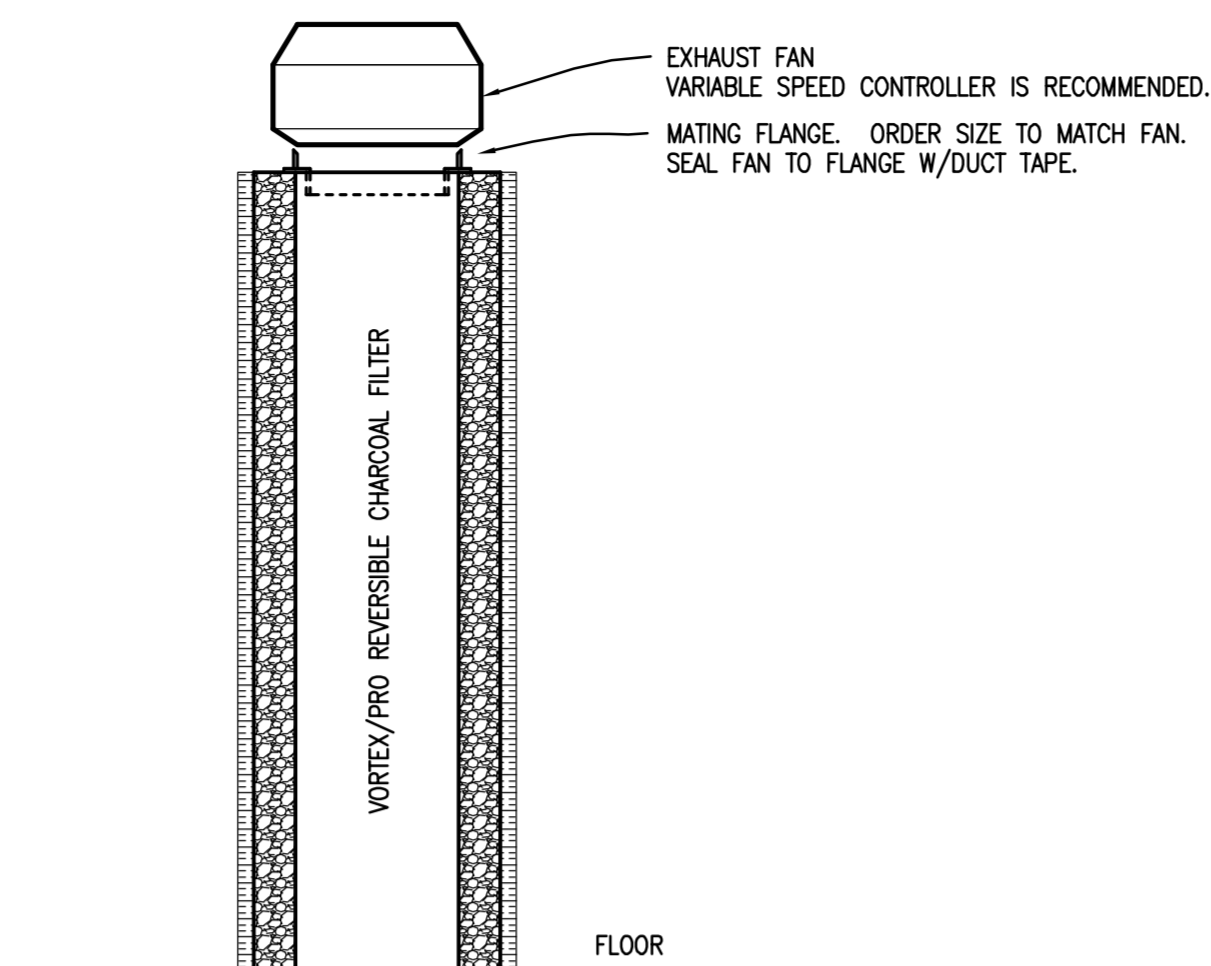
SHEET NUMBER  
 M102

THE INFORMATION ON THIS DRAWING IS THE PROPERTY OF RBA ARCHITECTS AND IS NOT TO BE REPRODUCED OR TRANSMITTED IN ANY FORM OR BY ANY MEANS, ELECTRONIC OR MECHANICAL, INCLUDING PHOTOCOPYING, RECORDING, OR BY ANY INFORMATION STORAGE AND RETRIEVAL SYSTEM, WITHOUT THE WRITTEN PERMISSION OF RBA ARCHITECTS.



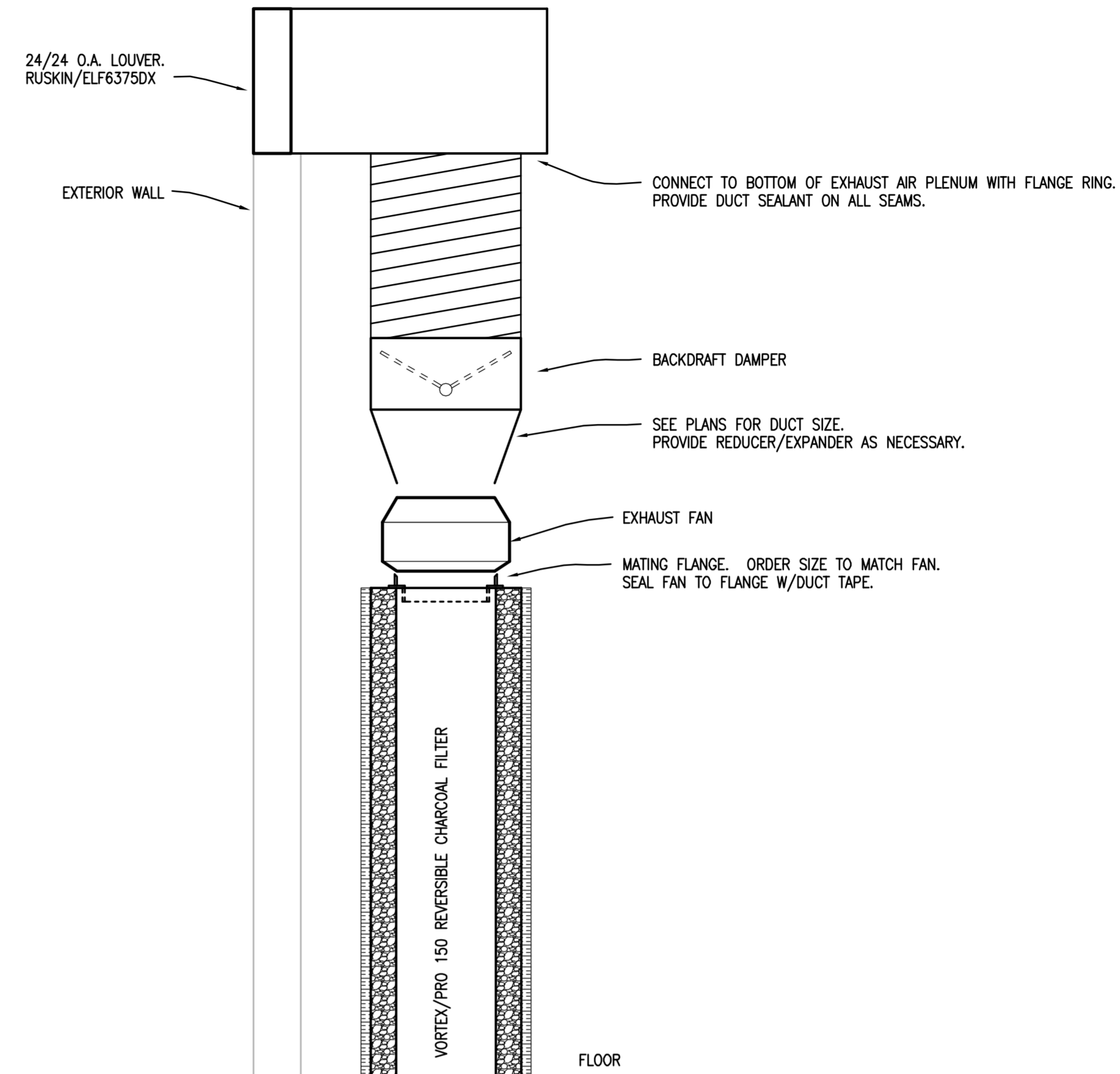


**1 HORIZONTAL AHU DETAIL**  
SCALE: NOT TO SCALE



NOTE: THE AIR SCRUBBER IS OPTIONAL. IT WILL HELP CONTROL STRONG ODORS AND IS HIGHLY RECOMMENDED WHEN USING CO2 ENRICHMENT.

**2 AIR SCRUBBER DETAIL**  
SCALE: NOT TO SCALE



**3 GROW ROOM CARBON FILTER/EXHAUST FAN DETAIL**  
SCALE: NOT TO SCALE

FAN SCHEDULE																
MARK	MANUFACTURER/MODEL	AREA SERVED	MOUNTING	DRIVE	VOL (CFM)	ESP (\"/>										
EF-1,2	COOK GEMINI/GC-180	RESTROOMS	CEILING	DIRECT	150	0.25	(98.4W)	-	991	120/1/60	3.0	14%	70	1,000	16	1,2,3,4
EF-5,6,7,8	VORTEX/V-14XL	GROW ROOMS	FLOOR	DIRECT	1900	0.5	-	7.5	1500	115/1/60	20.4	-	70	1,000	43.6	5,6,7
EF-3	VORTEX/VTX1000	VEG. ROOM	FLOOR	DIRECT	200	0.5	-	2.28	1500	115/1/60	20.4	-	70	1,000	12.4	5,6,7
EF-4	VORTEX/VTX1000	CLONE ROOM	FLOOR	DIRECT	400	0.5	-	2.28	1500	115/1/60	20.4	-	70	1,000	12.4	5,6,7

**NOTES**

- PROVIDE WITH BACKDRAFT DAMPER.
- PROVIDE FAN WITH PREWIRED DISCONNECT SWITCH OR PLUG.
- PROVIDE UNIT MOUNTED FAN SPEED CONTROLLER FOR BALANCING PURPOSES ONLY.
- INTERLOCK FAN WITH RESTROOM LIGHTS TO ENERGIZE WHEN THE LIGHTS ARE ON.
- FAN IS PROVIDED BY OWNER.
- PROVIDE VARI-SPEED AVS-5-115 SOLID STATE MOTOR CONTROLLER.
- INTERLOCK FAN WITH O.A. DAMPER IN ROOM. O.A. DAMPER TO OPEN WHEN FAN ENERGIZES. SWITCH FAN ON/OFF WITH 2-HOUR TIMER SWITCH WITH MANUAL OVER-RIDE FOR CONSTANT OPERATION.

DEHUMIDIFIER SCHEDULE										
MARK	DEHUMID. CAPACITY @80°F/60%RH (PINTS/DAY)	MANF.	MODEL	CFM @0.0\"/>						
					V/PH/HZ	AMPS	EFF. PINTS /KWH	ENERGY FACTOR	WATTS	MERV-11 FILTER
DH-1 THRU 11	215	QUEST	215 DUAL	526	220-240/1/60	6.9	6.1	2.9	1500	16\"/>

**REMARK NOTES**

- POWER CORD: 10' LONG, 14/3 SJTW W/6-15P PLUG.
- DRAIN CONNECTION: 3/4\"/>

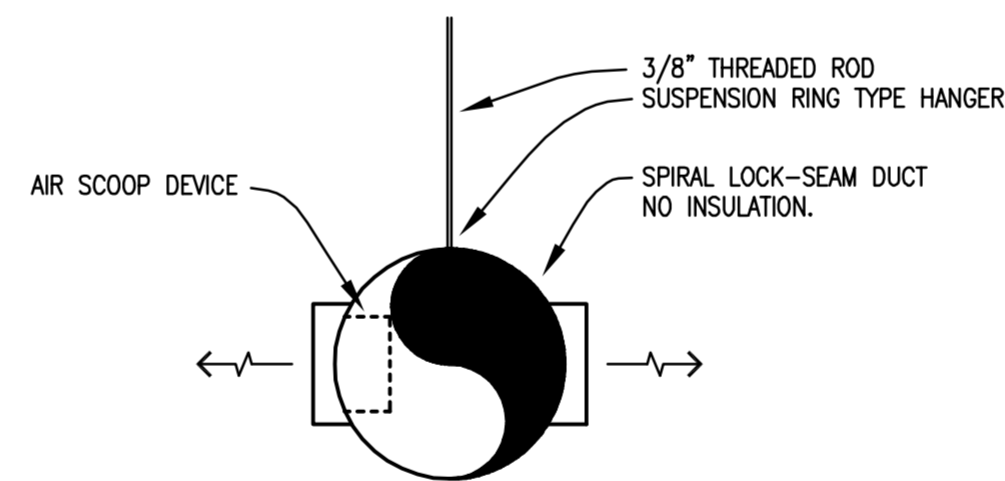
3. PROVIDED BY OWNER.

AIR DISTRIBUTION DEVICE SCHEDULE							
MARK	SERVICE	MANUFACTURER/MODEL NO.	DESCRIPTION	MOUNTING	MATERIAL	COLOR	NOTES
S1	SUPPLY	TITUS/300FS	LOUVERED - DOUBLE DEFLECTION	DUCT/SURFACE	ALUMINUM	-	1,2
S2	SUPPLY	TITUS/S300FS	LOUVERED	DUCT	ALUMINUM	-	3
R1	RETURN	TITUS/350FS	LOUVERED	DUCT/SURFACE	ALUMINUM	-	1
R2	RETURN	TITUS/350FS	24\"/>				
E1	RETURN	TITUS/350FS	LOUVERED	DUCT/SURFACE	ALUMINUM	-	1
F1	INTAKE	ECCO MANF./2025	25\"/>				

**NOTES**

- REFER TO ARCHITECTURAL CEILING PLAN FOR MOUNTING TYPES.
- INSULATE BACK PANEL OF SUPPLY GRILLES.
- PROVIDE AIR SCOOP DEVICE.
- PROVIDE 24\"/>

5. PROVIDE 25\"/>



**4 TYPICAL SPIRAL DUCT SUPPLY DIFFUSER DETAIL**  
SCALE: NOT TO SCALE

SPLIT SYSTEM UNIT SCHEDULE																											
MARK	NOMINAL COOLING CAPACITY (TONS)	MANF.	AHU	CONDENSING UNIT	EFFICIENCY RATING					BLOWER DATA					ELECTRICAL DATA							AHU WEIGHT (LBS)	COND. WEIGHT (LBS)	REMARKS			
					CLG. CAP. (MBH)	EER	SEER	AFUE (HSPF)	S.A. (CFM)	O.A. (CFM)	ESP (\"/>																
					CONDENSING UNIT		HEATING DATA		AHU		TYPE	INPUT KW	OUTPUT MBH	V/PH/HZ	HP	FLA	MCA	MOC									
AHU/CU-1,4,5,6,7,8,9,10,11,12,13,14,15	10.0	DAKIN	DAT12044A	DZ11TA1204AA	120	11.2	13.5	-	3,500	225	0.7	460-3-60	14.8	3.5	22.0	35	-	-	-	460-3-60	2	2.9	2.9	-	430	340	2
AHU/CU-2	3.0	LENNOX	CBA2SUH-036-230	14HPX-036-230	34.2	12.5	15	8.5	1050	200	0.3	208-1-60	14.1	1.1	18.7	30	ELEC.	9.4	32.0	208/1/60	1	7.6	59	60	169	-	1,3
AHU/CU-3	5.0	LENNOX	CBA2SUH-060-230	14HPX-060-230	60.5	12.5	15	8.5	1750	325	0.5	208-1-60	22.1	1.8	29.4	50	ELEC.	10.8	38.4	208/1/60	1	7.6	75	80	190	-	1,4,5

**REMARK NOTES**


- PROVIDE THERMOSTAT. PROVIDE FULLY CASSED COIL. PROVIDE TXV FOR R410A REFRIGERANT. COOLING CAPACITY RATED AT ARI CONDITIONS. INSTALLATION TO BE IN ACCORDANCE WITH ALL STATE & LOCAL CODES.
- UNIT PROVIDED BY OWNER. PROVIDE AUTO CHANGE-OVER THERMOSTAT WITH 2-STAGE COOLING. PROVIDE 2\"/>

- ELECTRIC HEAT COIL ECB29-12.5CB, 9.4KW @208V
- ELECTRIC HEAT COIL ECB29-15CB, 10.8KW @208V
- PROVIDE SMOKE DETECTOR SHUT DOWN SWITCH AND CONNECT TO FIRE ALARM.

REVISED 11/6/19  
1. DELETE UNIT HEATERS. HEAT PUMPS WILL BE USED FOR HEAT.  
2. DELETE PACKAGE UNITS AND REPLACE WITH SPLIT SYSTEMS.

REVISED 3/26/20  
1. ADD 'F1' (FILTER BASE) TO AIR DEVICE SCHEDULE. PRODUCT IS AVAILABLE AT LOCKE SUPPLY.  
2. REDUCE FAN SIZE FOR EF-3, AND EF-4. REF. FAN SCHEDULE.

**RBA ARCHITECTS**  
architecture, planning, interior design.  
14918 HERTZ QUAIL SPRINGS PARKWAY  
OKLAHOMA CITY, OK 73134  
V. 405.843.0522 F. 405.843.0523



9-18-2019

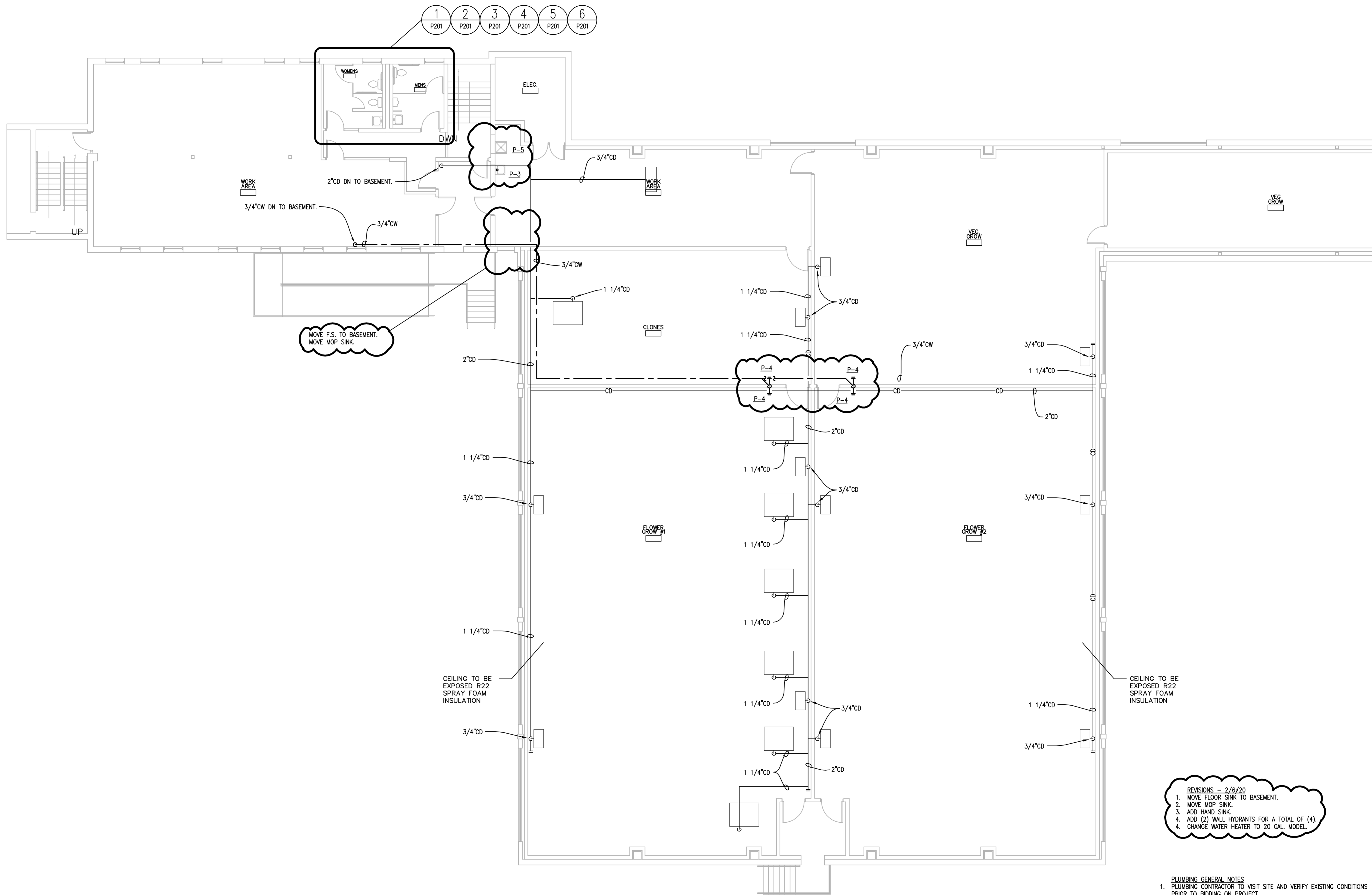
PROJECT  
AGRICULTURE WAREHOUSE  
36TH ST.  
OKLAHOMA CITY  
OKLAHOMA

DRAWING ISSUE	
DESCRIPTION	DATE
PRELIMINARY	7-30-19
PERMIT SET	
BID SET	9-18-19
CONSTRUCTION SET	
REVISION	

PROJECT NUMBER  
S1801\_P1864

SHEET TITLE  
HVAC DETAILS & SCHEDULES

SHEET NUMBER  
M201


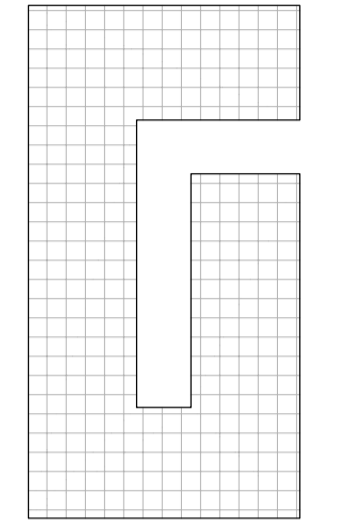


MOVE F.S. TO BASEMENT.  
MOVE MOP SINK.

REVISIONS - 2/6/20  
 1. MOVE FLOOR SINK TO BASEMENT.  
 2. MOVE MOP SINK.  
 3. ADD HAND SINK.  
 4. ADD (2) WALL HYDRANTS FOR A TOTAL OF (4).  
 5. CHANGE WATER HEATER TO 20 GALL. MODEL.

- PLUMBING GENERAL NOTES**
1. PLUMBING CONTRACTOR TO VISIT SITE AND VERIFY EXISTING CONDITIONS PRIOR TO BIDDING ON PROJECT.
  2. VERIFY DIRECTION OF FLOW BEFORE CONNECTING NEW WASTE PIPE TO EXISTING WASTE PIPE. CONNECT NEW PIPING TO FLOW DOWNHILL.
  3. REF. DOMESTIC WATER PLUMBING PLAN FOR FIXTURE TAGS.
  4. REMOVE ALL EXISTING WASTE AND VENT PIPING IN THE MECHANICAL AREAS AND RESTROOMS EXCEPT THE EXISTING WASTE RISER.
  5. USE EXIST ROOF AND FLOOR PENETRATIONS WHENEVER POSSIBLE.
  6. REFERENCE SHEET M100 FOR PLUMBING SPECIFICATIONS.

1 FIRST FLOOR PLUMBING PLAN  
 P101 SCALE: 1/8" = 1'-0"



9-18-2019

PROJECT  
**AGRICULTURE WAREHOUSE**  
 36TH ST.  
 OKLAHOMA CITY  
 OKLAHOMA

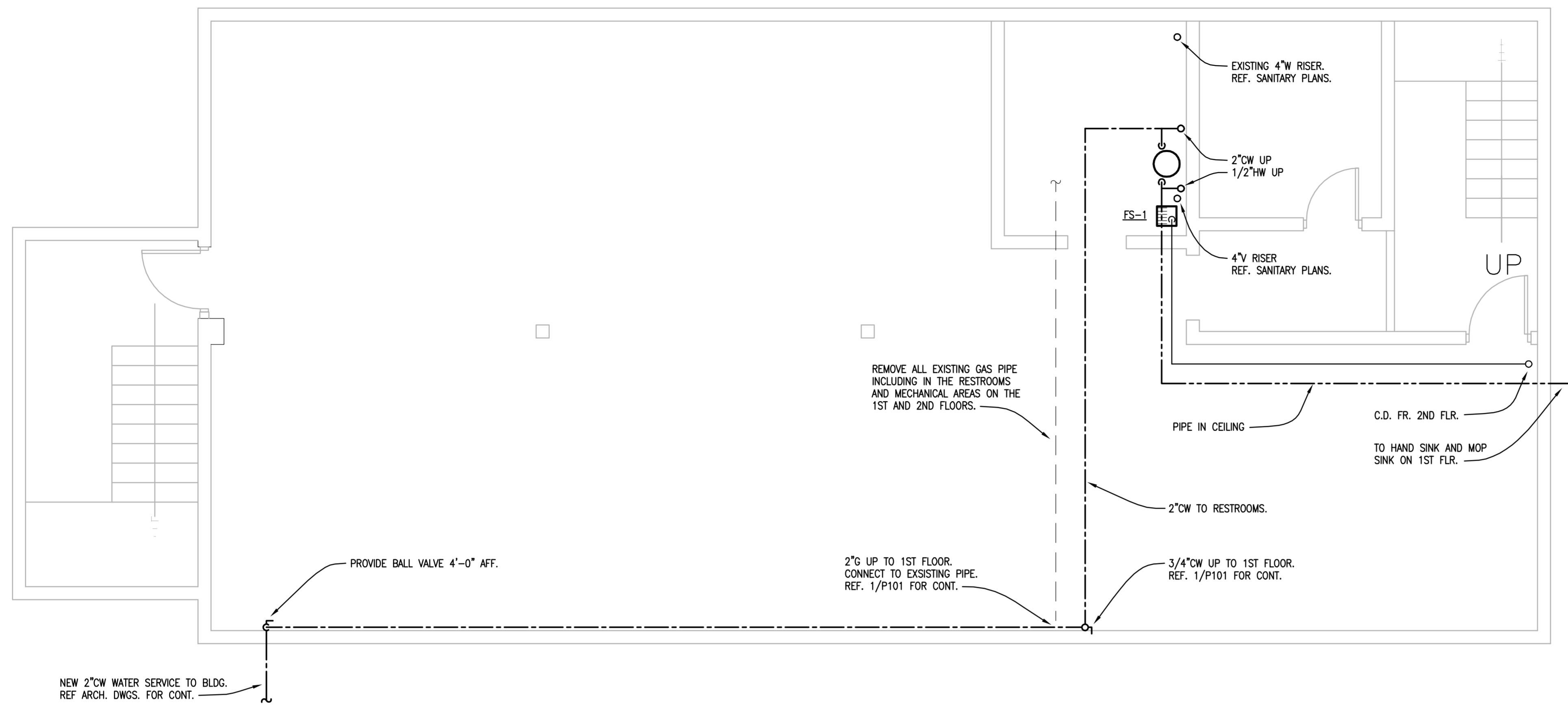
DRAWING ISSUE	
DESCRIPTION	DATE
PRELIMINARY	7-30-19
PERMIT SET	
BID SET	9-18-19
CONSTRUCTION SET	
REVISION	

PROJECT NUMBER  
 S1801\_P1864

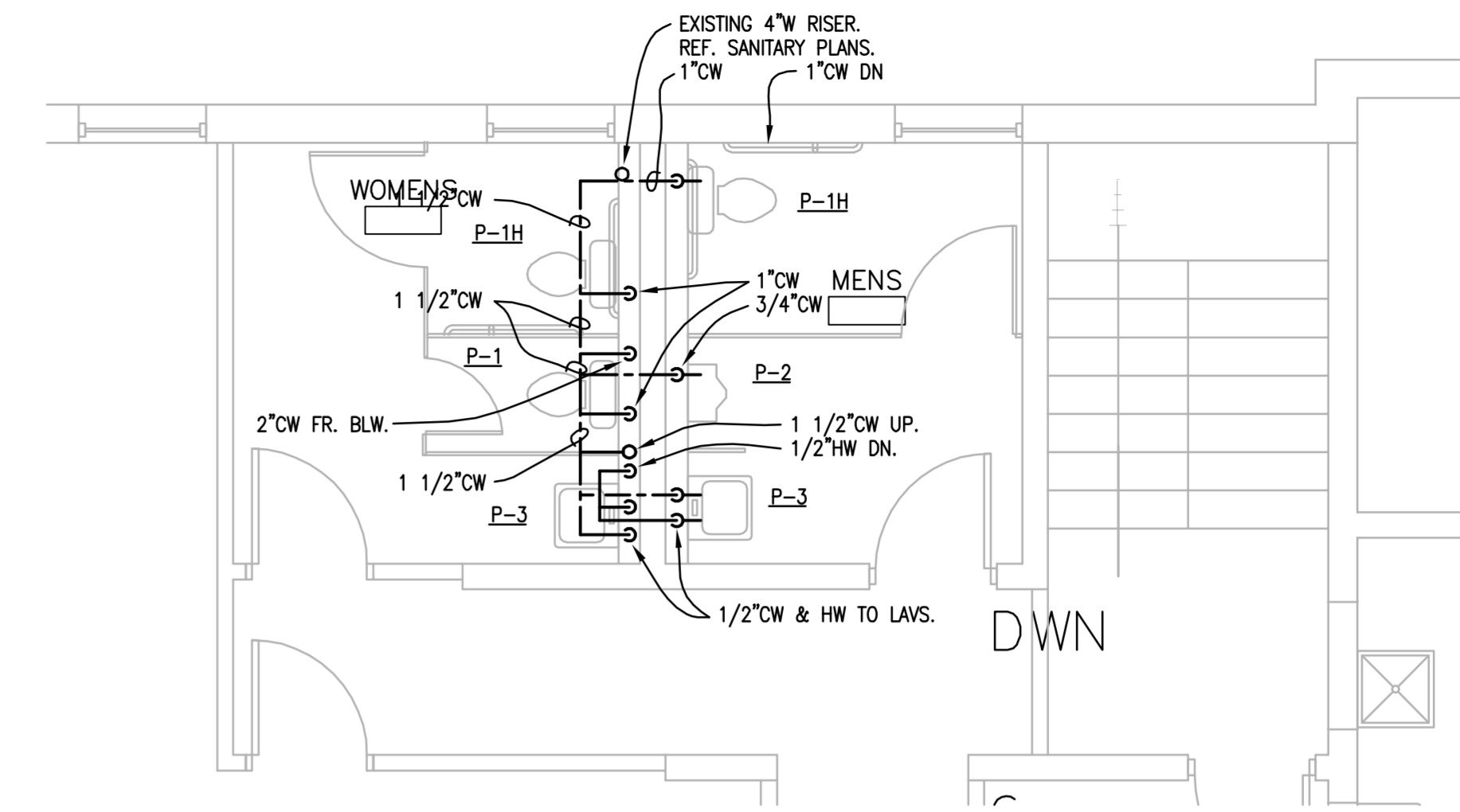
SHEET TITLE  
**PLUMBING FLOOR PLAN**

SHEET NUMBER

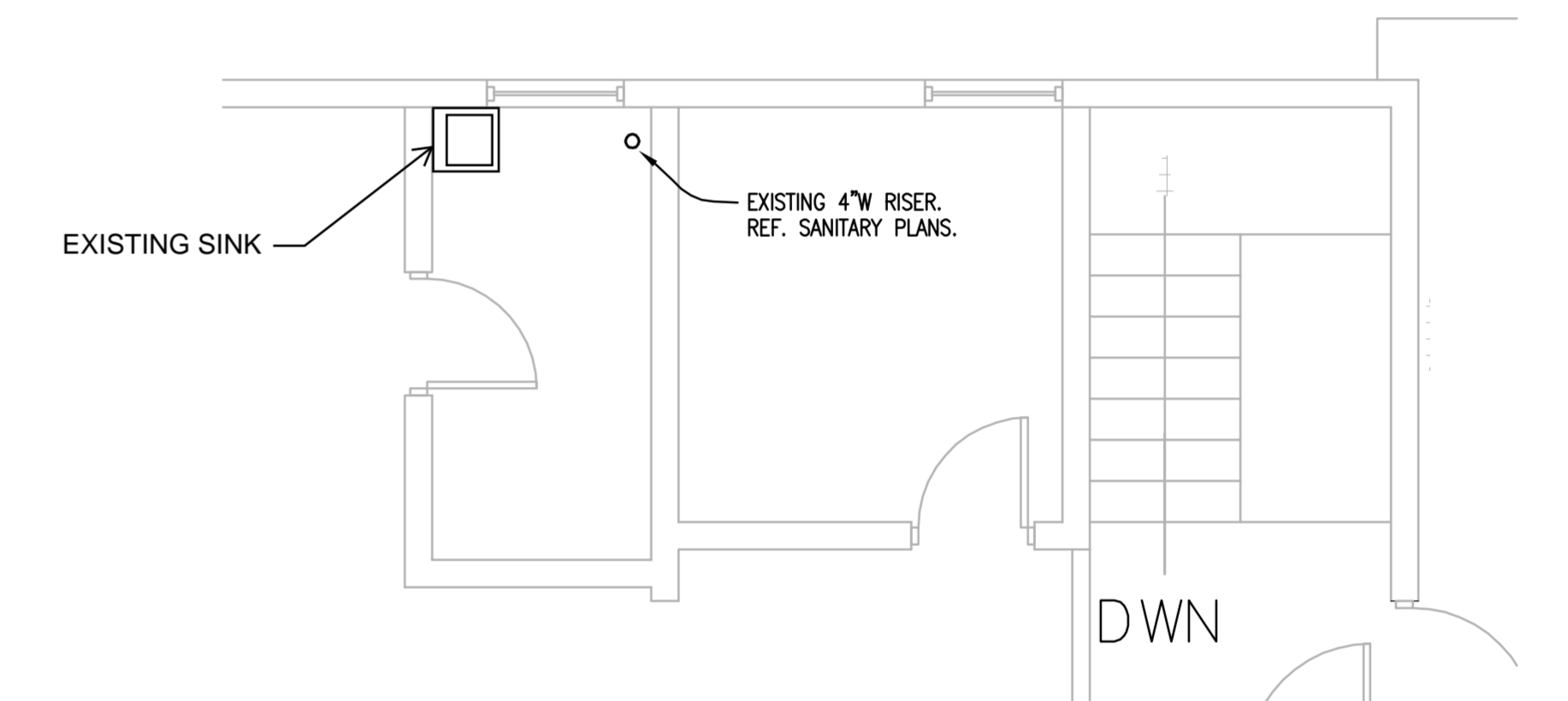
P101



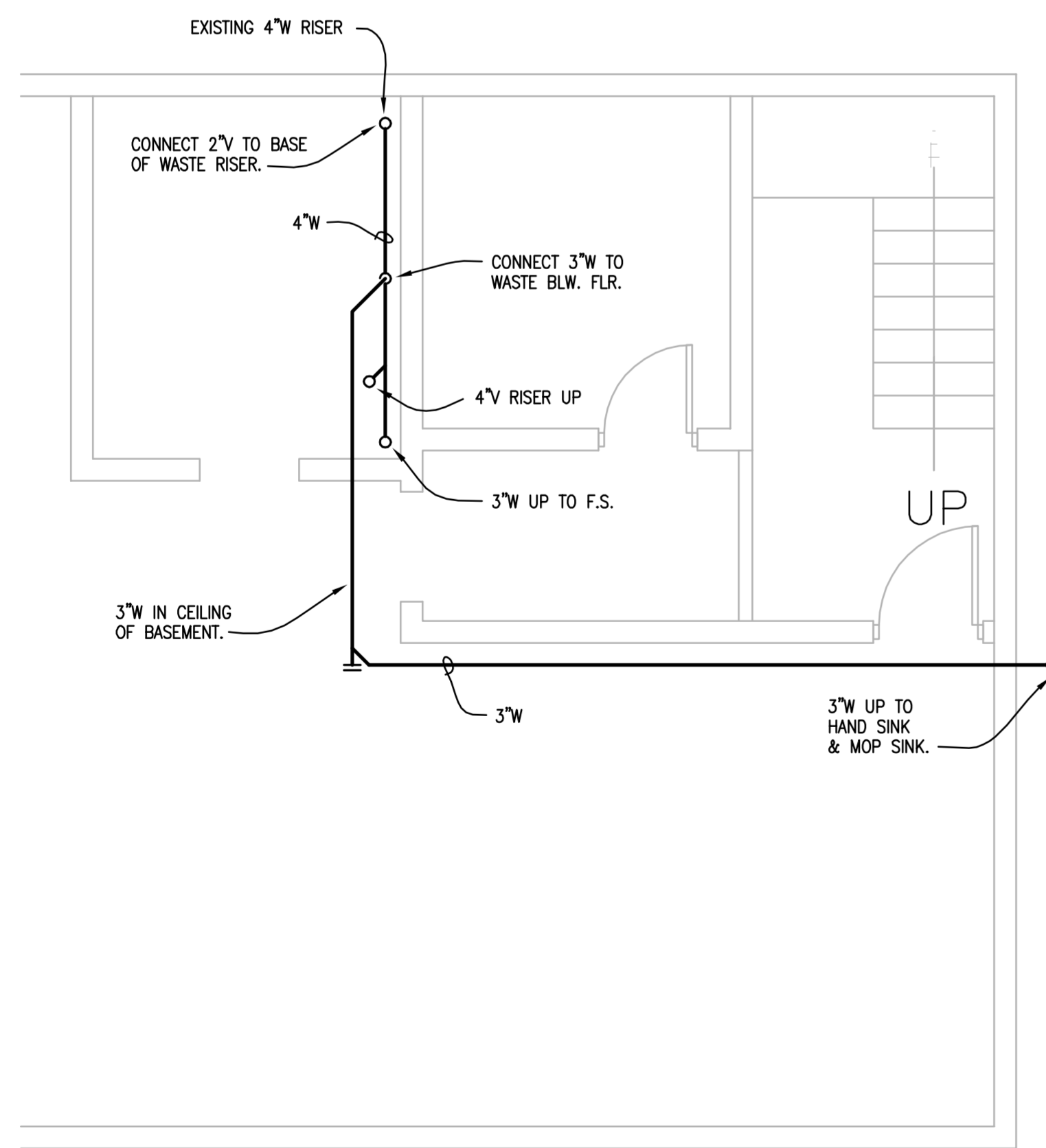
1 BASEMENT ENLARGED DOMESTIC WATER PLUMBING PLAN  
SCALE: 1/4" = 1'-0"



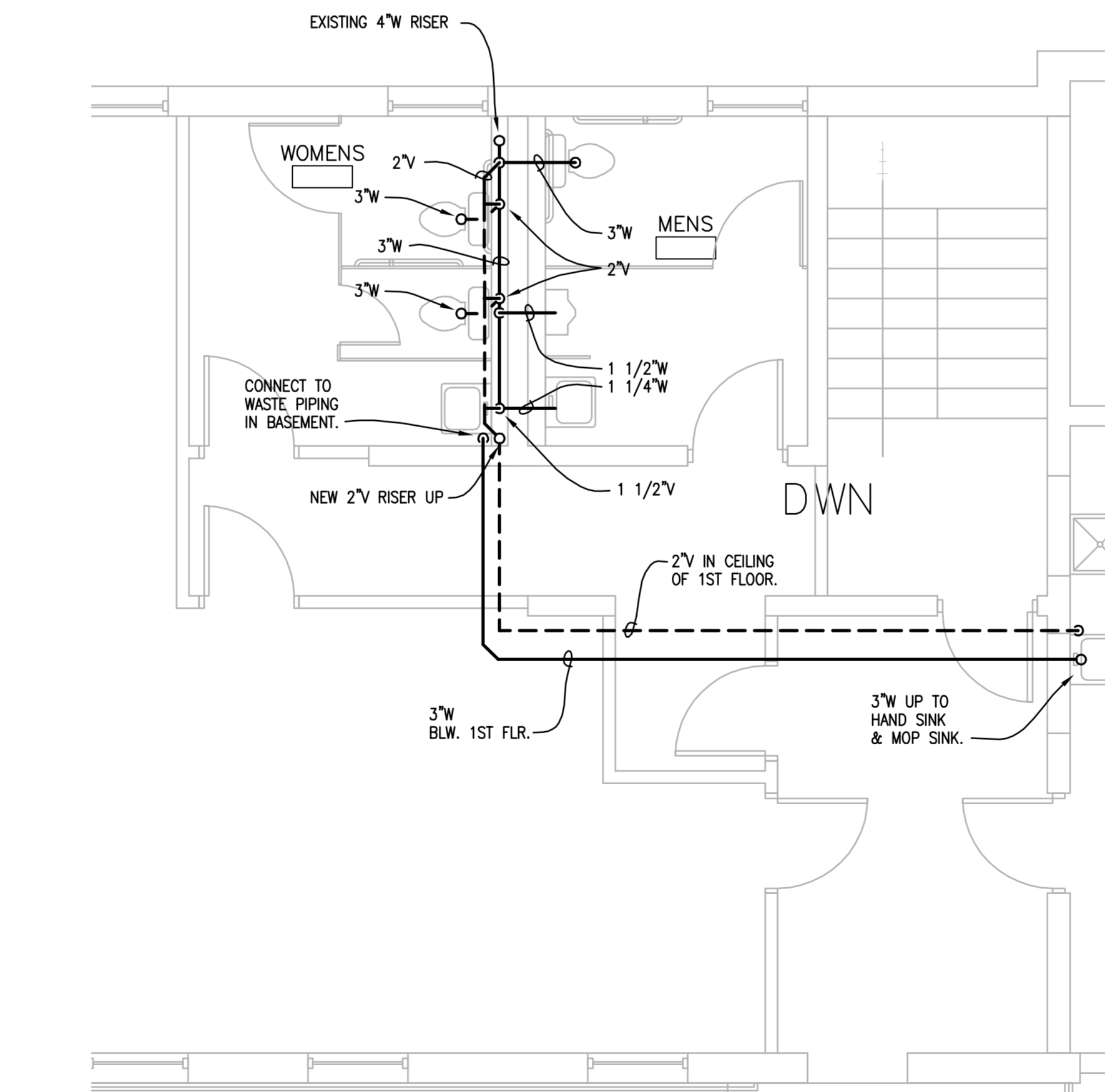
2 1ST FLOOR ENLARGED DOMESTIC WATER PLUMBING PLAN  
SCALE: 1/4" = 1'-0"



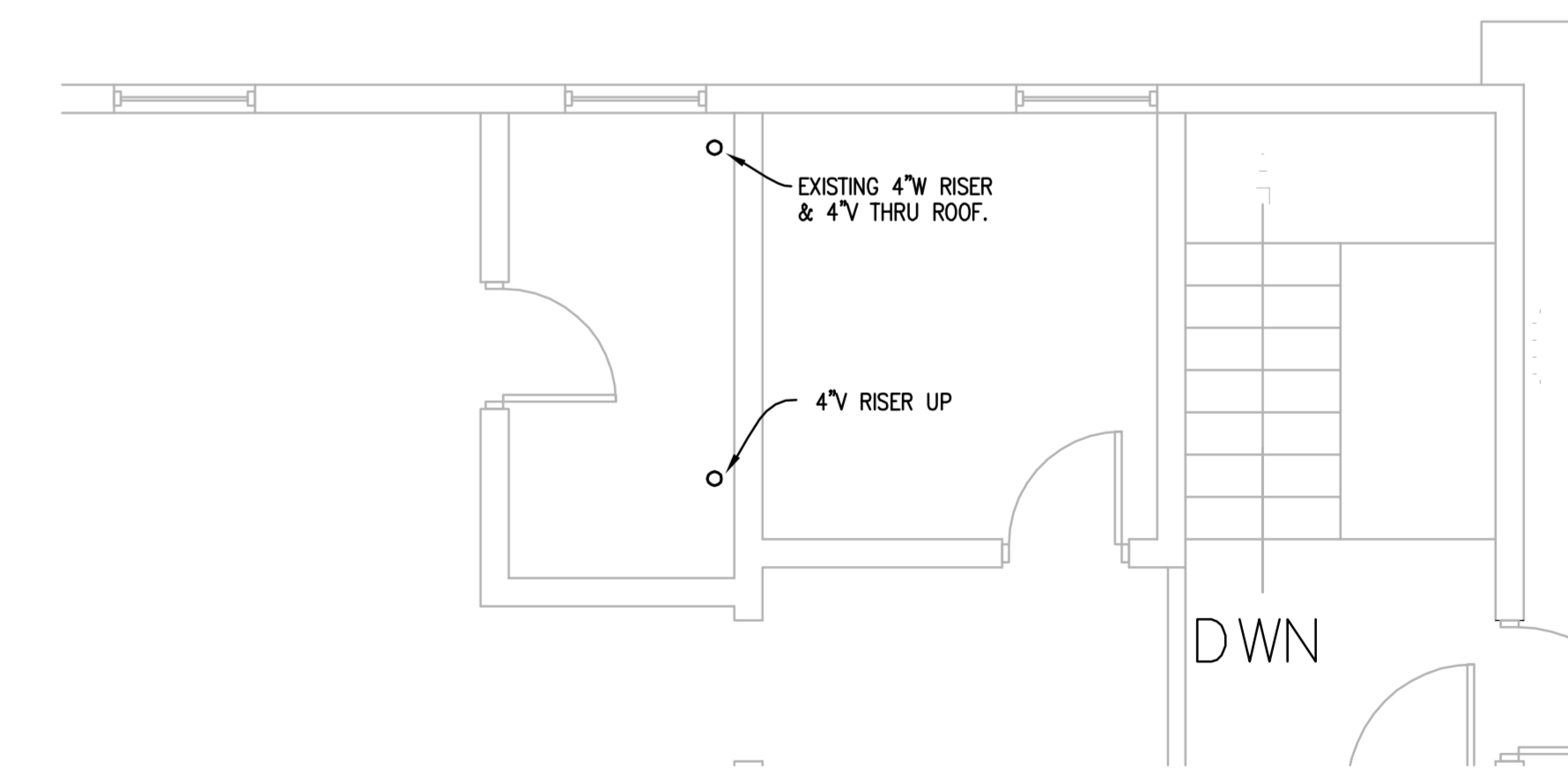
3 2ND FLOOR ENLARGED DOMESTIC WATER PLUMBING PLAN  
SCALE: 1/4" = 1'-0"



4 BASEMENT ENLARGED SANITARY WASTE & VENT PLAN  
SCALE: 1/4" = 1'-0"



5 1ST FLOOR ENLARGED SANITARY WASTE & VENT PLAN  
SCALE: 1/4" = 1'-0"

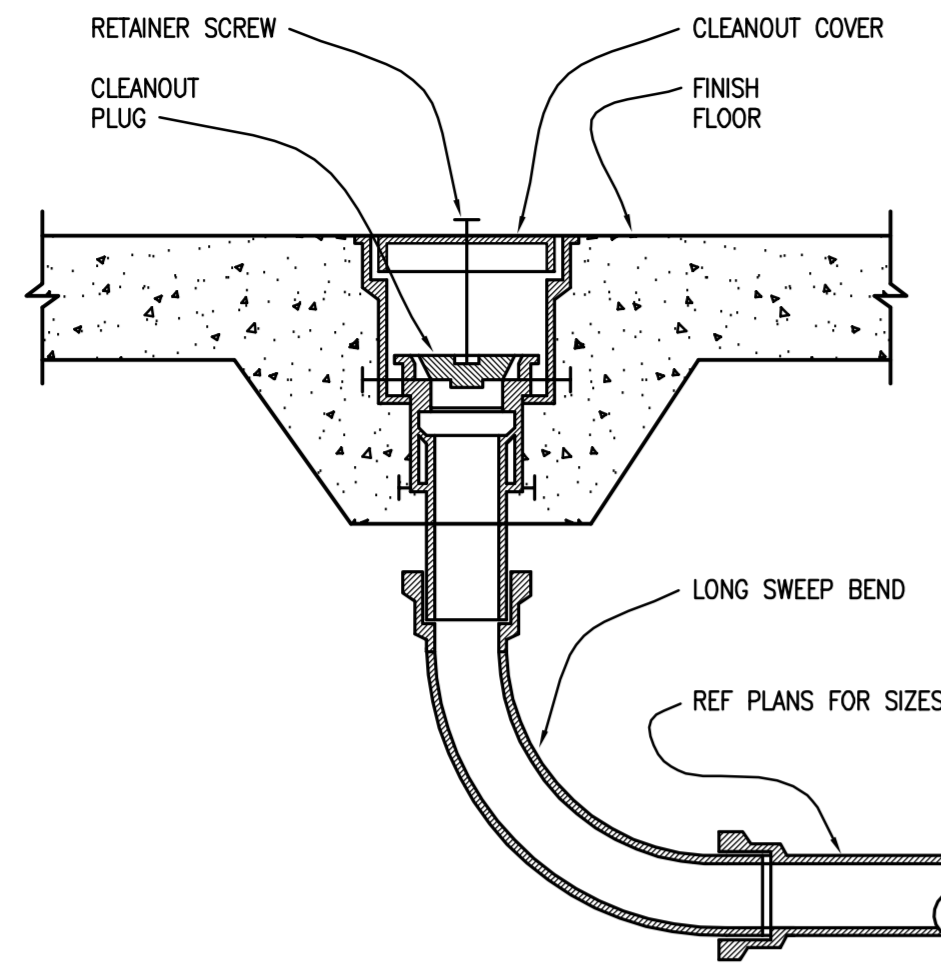


6 2ND FLOOR ENLARGED SANITARY WASTE & VENT PLAN  
SCALE: 1/4" = 1'-0"

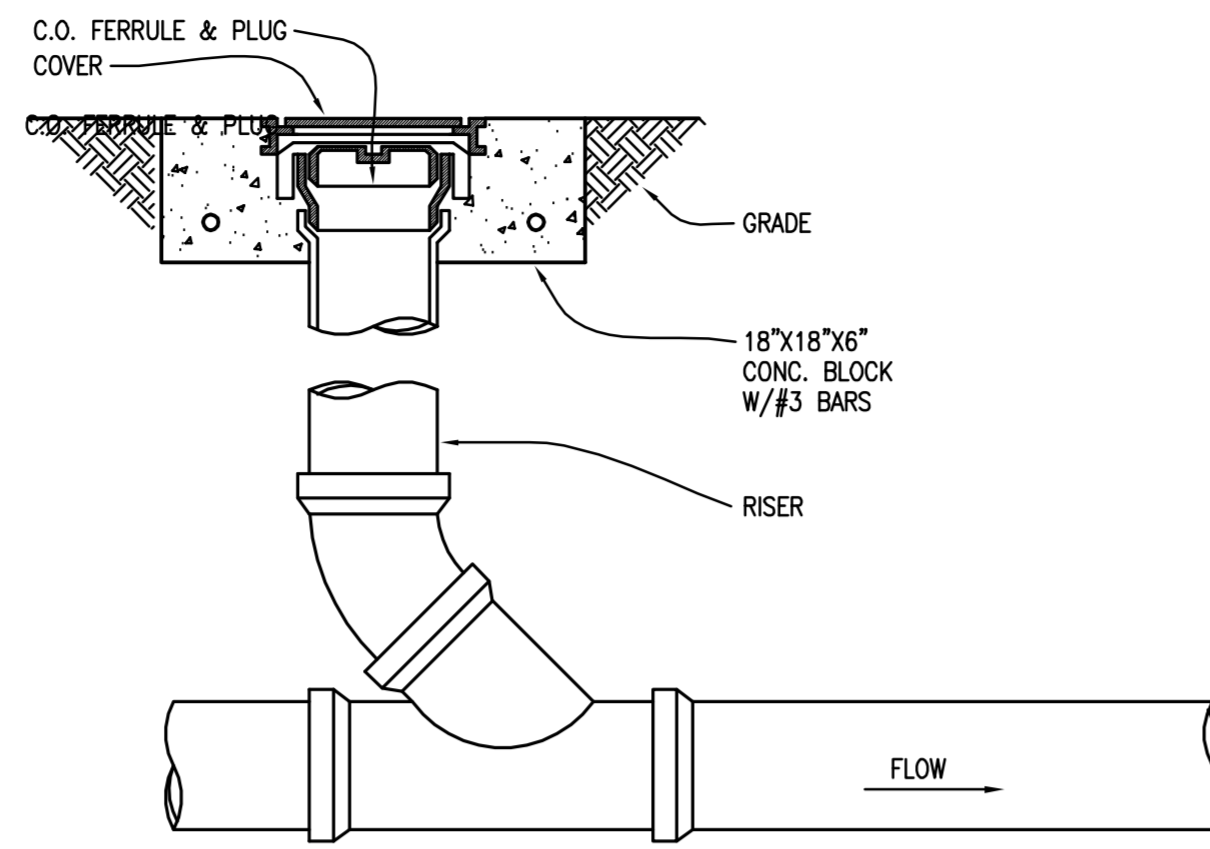
- PLUMBING GENERAL NOTES
1. PLUMBING CONTRACTOR TO VISIT SITE AND VERIFY EXISTING CONDITIONS PRIOR TO BIDDING ON PROJECT.
  2. VERIFY DIRECTION OF FLOW BEFORE CONNECTING NEW WASTE PIPE TO EXISTING WASTE PIPE. CONNECT NEW PIPING TO FLOW DOWNHILL.
  3. REF. DOMESTIC WATER PLUMBING PLAN FOR FIXTURE TAGS.
  4. REMOVE ALL EXISTING WASTE AND VENT PIPING IN THE MECHANICAL AREAS AND RESTROOMS EXCEPT THE EXISTING WASTE RISER.
  5. USE EXIST ROOF AND FLOOR PENETRATIONS WHENEVER POSSIBLE.
  6. REFERENCE SHEET M100 FOR PLUMBING SPECIFICATIONS.

- REVISIONS - 2/6/20
1. MOVE FLOOR SINK TO BASEMENT.
  2. MOVE MOP SINK.
  3. ADD HAND SINK.
  4. ADD (2) WALL HYDRANTS FOR A TOTAL OF (4).
  4. CHANGE WATER HEATER TO 20 GAL. MODEL.

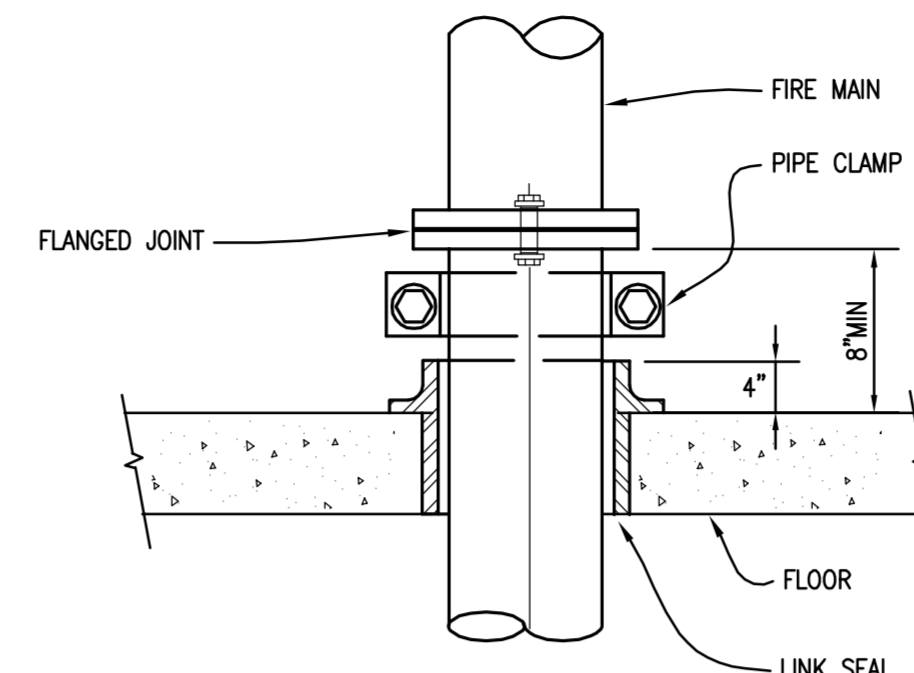
DRAWING ISSUE	
DESCRIPTION	DATE
PRELIMINARY	7-30-19
PERMIT SET	
BID SET	9-18-19
CONSTRUCTION SET	
REVISION	



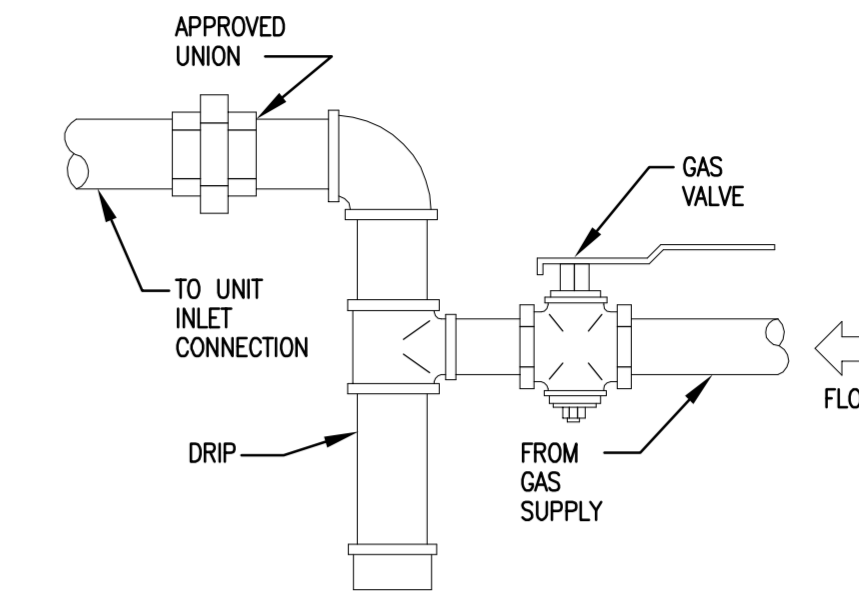
**1** TYPICAL INTERIOR CLEANOUT DETAIL  
NTS



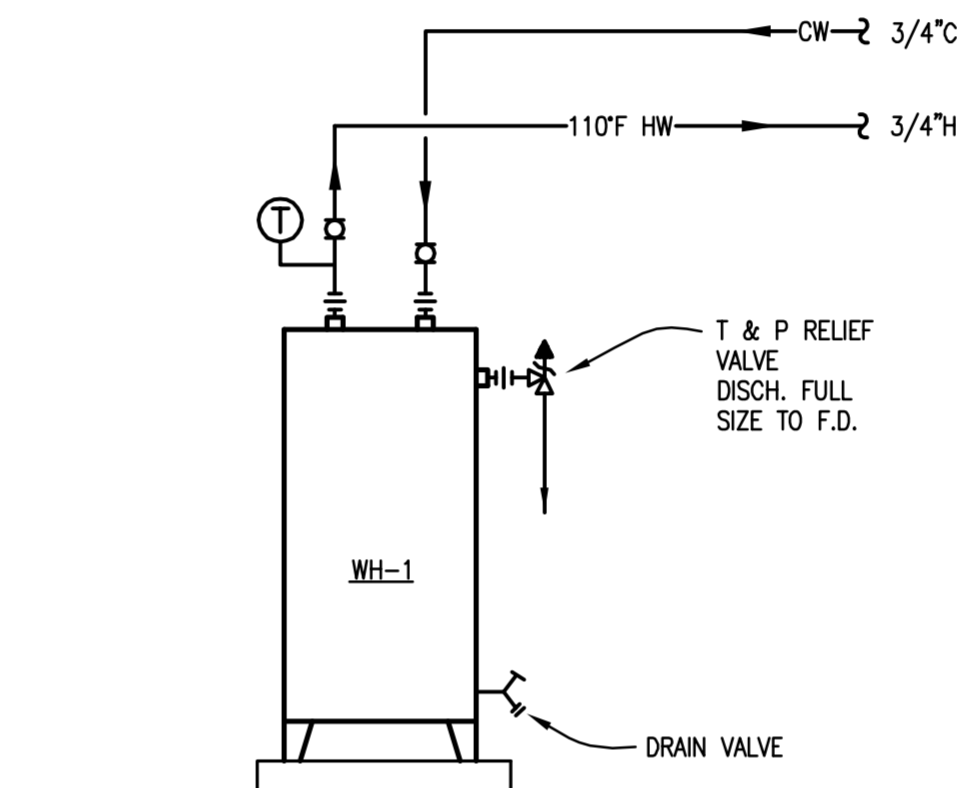
**2** TYPICAL EXTERIOR CLEANOUT DETAIL  
NTS



**3** PIPE THROUGH SLAB DETAIL  
NTS



**4** GAS CONNECTION  
NTS



**5** TANK WATER HEATER PIPING DETAIL  
NTS

PLUMBING FIXTURE SCHEDULE							
MARK	MANUFACTURER/MODEL NO.	DESCRIPTION	PIPE SIZE				NOTES
			CW	HW	VENT	WASTE	
P-1	KOHLER/K-4301	FLOOR MTD. WATER CLOSET 1.6 GPF W/MANUAL FLUSH VALVE	1"	-	2"	4"	K-4670-CA OPEN FRONT SEAT W/MICROBIAL AGENT, S.S. MOUNTING BOLTS, CHECK HINGE. SLOAN ROYAL #111 MANUAL FLUSH VALVE W/1-1/2" V.B. & 1" ANGLE STOP KIT.
P-1H	KOHLER/K-4301	FLOOR MTD. WATER CLOSET 1.6 GPF W/MANUAL FLUSH VALVE ADA COMPLIANT	1"	-	2"	4"	K-4670-CA OPEN FRONT SEAT W/MICROBIAL AGENT, S.S. MOUNTING BOLTS, CHECK HINGE. SLOAN ROYAL #111 MANUAL FLUSH VALVE W/1-1/2" V.B. & 1" ANGLE STOP KIT.
P-2	TOTO/UT447E	URINAL W/MANUAL FLUSH VALVE	3/4"	-	1 1/4"	2"	SLOAN/ROYAL MANUAL FLUSH VALVE, 0.5 GPF, 3/4" V.B. & 3/4" ANGLE STOP KIT. WADE/400-AM11 UNIVERSAL CARRIER.
P-3	KOHLER/K-2005	WALL HUNG LAVATORY ADA ACCESSIBLE	1/2"	1/2"	1 1/4"	1 1/4"	DELTA/501 SINGLE HANDLE FAUCET, GRID STRAINER, TRUEBRO 102 E-Z INSULATION KIT, WADE/520 CONCEALED ARM CARRIER. ASSE 1070 MIXING VALVE AT LAVATORY.
P-4	WOODFORD/101	WALL FAUCET ANTI-SIPHON	1/2"	-	-	-	ANTI-SIPHON WALL FAUCET FOR NON-FREEZE APPLICATIONS. 3/4" MALE HOZE THREAD NOZZLE.
P-5	FIAT/TSB 3000	24" x 24" x 12" MOP SERVICE BASIN 6" DROP FRONT STAINLESS STEEL CAP ON ALL SIDES	1/2"	-	2"	3"	LK43 FLOOR DRAIN W/STAINLESS STEEL FLAT GRID STRAINER, P-TRAP, CAMBRIDGE BRASS #2879 SERVICE FAUCET, MH (MOP HANGER), 28T910 & 28T909 HOSE.

**GENERAL PLUMBING NOTES**  
 1. ALL EXPOSED PIPE SHALL BE CHROME PLATED.  
 2. ALL SANITARY PIPING SHALL TRANSITION TO 2" BEFORE PENETRATING THE SLAB.  
 3. PROVIDE QUARTER-TURN BALL VALVE ANGLE STOPS EQUAL TO BRASSCRAFT/KT SERIES AT PLUMBING FIXTURES.

DRAIN SCHEDULE						
MARK	MANUFACTURER/MODEL NO.	DESCRIPTION	BODY MATERIAL	STRAINER/COVER		NOTES
				MATERIAL	FINISH	
FD-1	WADE/1100-ER7	ROUND 7" F.D. EXTENDED RIM	CAST IRON	NICKEL BRONZE	STANDARD	1
FD-2	WADE/2370	12" x 12" x 8" F.D. W/HALF GRATE	CAST IRON	BRONZE	SATIN	2
CO	WADE/6000-1-75	INTERIOR FLOOR CLEANOUT	CAST IRON	BRONZE	SCORiated	-


**NOTES**  
 1. PROVIDE TRAP PRIMER.  
 2. PROVIDE HALF GRATE SATIN FINISH BRONZE. EPOXY PAINTED CAST IRON FLOOR DRAIN. PIPE CONDENSATE LINES INTO FLOOR DRAIN 2" BELOW RIM.

WATER HEATER SCHEDULE								
MARK	MANUFACTURER/MODEL	TYPE	LOCATION	MIN. STOR. CAPACITY (GAL)	CAPACITY @75° RISE (GPM)	ELEC. INPUT (KW)	V/PH/HZ	NOTES
WH-3	AO SMITH/EJCT-20	ELEC.	TOILET #104	20 GAL.	-	6.0	208/1/60	1

**NOTES**  
 1. ADJUSTABLE CONTROL. SET TO 110°F.

REVISIONS - 2/6/20  
 1. MOVE FLOOR SINK TO BASEMENT.  
 2. MOVE MOP SINK.  
 3. ADD HAND SINK.  
 4. ADD (2) WALL HYDRANTS FOR A TOTAL OF (4).  
 4. CHANGE WATER HEATER TO 20 GAL. MODEL.

**RBA ARCHITECTS**  
 architecture, planning, interior design.  
 14918 HERTZ QUAIL SPRINGS PARKWAY  
 OKLAHOMA CITY, OK 73134  
 V. 405.843.0522 F. 405.843.0523



9-18-2019

PROJECT  
 AGRICULTURE WAREHOUSE  
 36TH ST.  
 OKLAHOMA CITY  
 OKLAHOMA

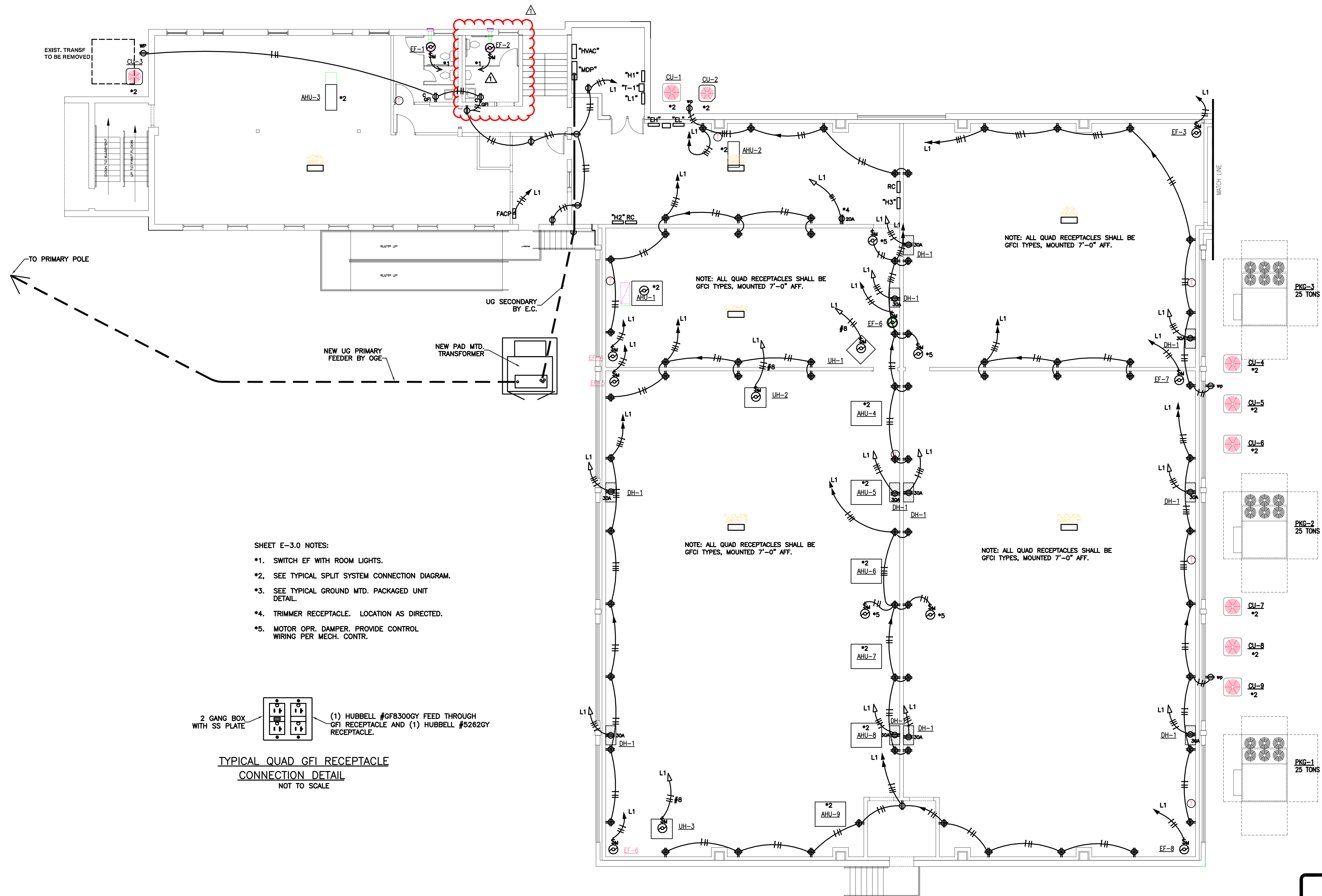
DRAWING ISSUE	
DESCRIPTION	DATE
PRELIMINARY	7-30-19
PERMIT SET	
BID SET	9-18-19
CONSTRUCTION SET	
REVISION	

PROJECT NUMBER  
 S1801\_P1864

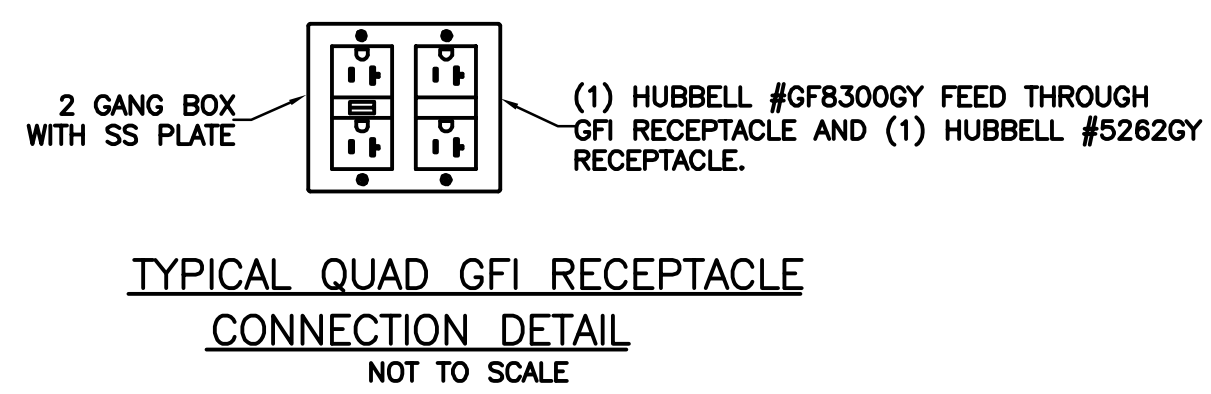
SHEET TITLE  
 PLBG DETAILS & SCHEDULES

SHEET NUMBER

P301




- SHEET E-3.0 NOTES:
- \*1. SWITCH EF WITH ROOM LIGHTS.
  - \*2. SEE TYPICAL SPLIT SYSTEM CONNECTION DIAGRAM.
  - \*3. SEE TYPICAL GROUND MTD. PACKAGED UNIT DETAIL.
  - \*4. TRIMMER RECEPTACLE. LOCATION AS DIRECTED.
  - \*5. MOTOR OPR. DAMPER. PROVIDE CONTROL WIRING PER MECH. CONTR.



**GROUND FLOOR ELECTRICAL PLAN**  
SCALE: 1/8"=1'-0"

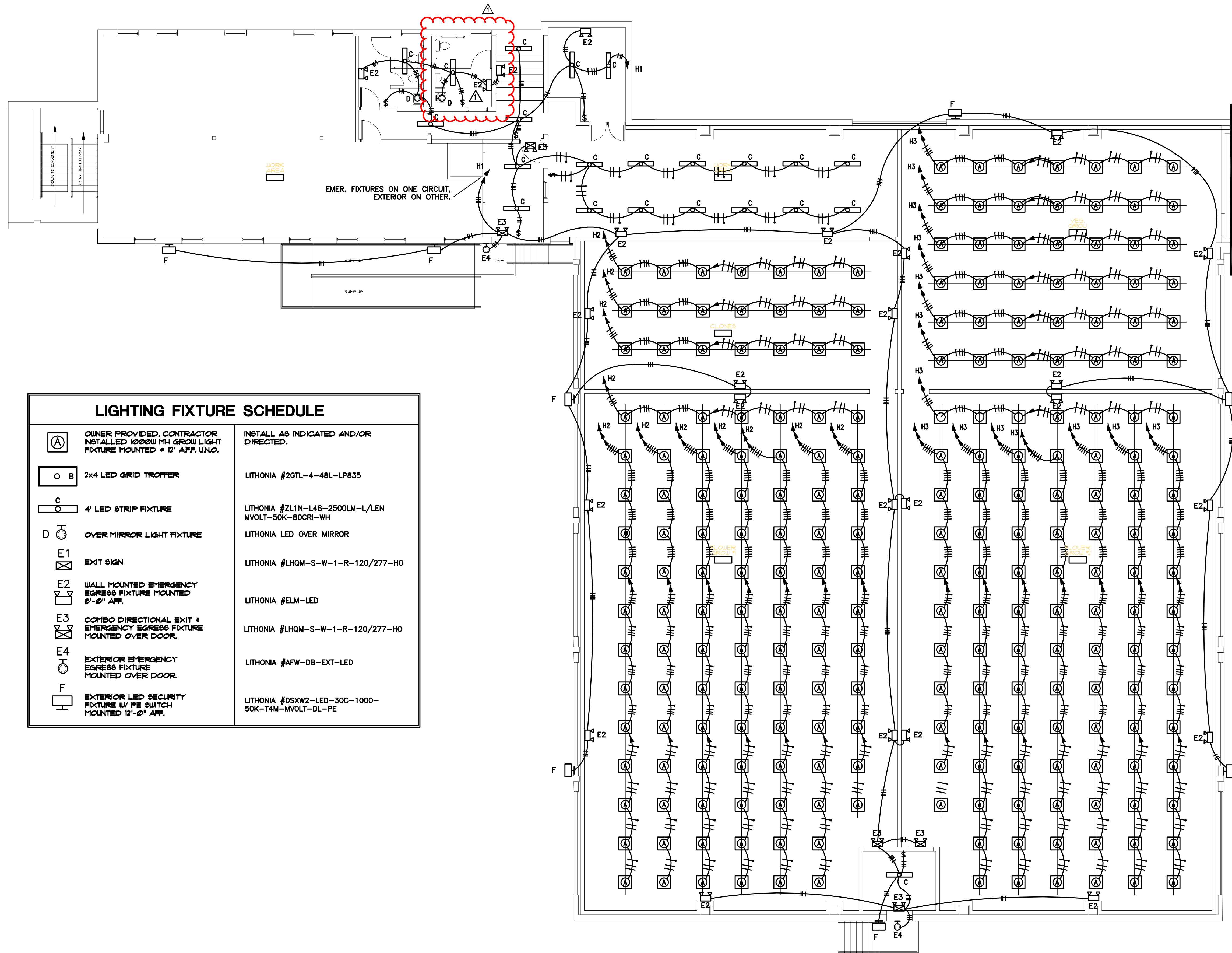
**Halpain Engineering Ltd.**  
7100 N.W. 63RD, SUITE #1000  
BETHANY, OKLAHOMA 73008  
OKLA. CA #3860 EXPIRES June 30, 2021  
405/495-9637 \* FAX 405/495-9638  
EMAIL: bhalpain@coxinet.net  
© COPYRIGHT 2019



**AGRICULTURE WAREHOUSE**  
OKLAHOMA CITY  
OKLAHOMA

DRAWING ISSUE	
DESCRIPTION	DATE
PRELIMINARY	7-29-19
PERMIT SET	
BID SET	9-13-19
CONSTRUCTION SET	
REVISION	12-11-19

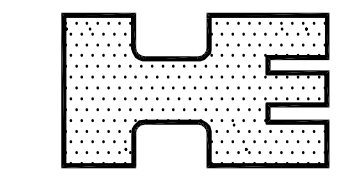
PROJECT NUMBER  
**S1801\_P1864**  
727  
SHEET TITLE  
ELECTRICAL POWER PL




LIGHTING FIXTURE SCHEDULE		
(A)	OWNER PROVIDED, CONTRACTOR INSTALLED 1000W MH GROW LIGHT FIXTURE MOUNTED @ 12' AFF. UNO.	INSTALL AS INDICATED AND/OR DIRECTED.
(B)	2x4 LED GRID TROFFER	LITHONIA #2GTL-4-48L-LP835
(C)	4' LED STRIP FIXTURE	LITHONIA #ZLN-L48-2500LM-L/LEN MVOLT-50K-80CRI-WH
(D)	OVER MIRROR LIGHT FIXTURE	LITHONIA LED OVER MIRROR
(E1)	EXIT SIGN	LITHONIA #LHQM-S-W-1-R-120/277-HO
(E2)	WALL MOUNTED EMERGENCY EGRESS FIXTURE MOUNTED 8'-0" AFF.	LITHONIA #ELM-LED
(E3)	COMBO DIRECTIONAL EXIT & EMERGENCY EGRESS FIXTURE MOUNTED OVER DOOR	LITHONIA #LHQM-S-W-1-R-120/277-HO
(E4)	EXTERIOR EMERGENCY EGRESS FIXTURE MOUNTED OVER DOOR	LITHONIA #AFW-DB-EXT-LED
(F)	EXTERIOR LED SECURITY FIXTURE W/ PE SWITCH MOUNTED 12'-0" AFF.	LITHONIA #DSXW2-LED-30C-1000-50K-T4M-MVOLT-DL-PE

**GROUND FLOOR LIGHTING PLAN**

SCALE: 1/8" = 1'-0"



**Halpain Engineering Ltd.**  
 7100 N.W. 63RD, SUITE #1000  
 BETHANY, OKLAHOMA 73008  
 OKLA. CA #3860 EXPIRES June 30, 2021  
 405/495-9637 \* FAX 405/495-9638  
 EMAIL: bhalpain@coxinet.net  
 © COPYRIGHT 2019



PROJECT  
**AGRICULTURE WAREHOUSE**  
**OKLAHOMA CITY**  
**OKLAHOMA**

DRAWING ISSUE	
DESCRIPTION	DATE
PRELIMINARY	7-29-19
PERMIT SET	
BID SET	9-13-19
CONSTRUCTION SET	
REVISION	▲ 12-11-19

PROJECT NUMBER  
**S1801\_P1864**  
 727  
 SHEET TITLE

LIGHTING FLOOR PLAN

SHEET NUMBER  
**E-3.0**

THE INFORMATION CONTAINED ON THIS SHEET IS TO BE USED ONLY IN CONNECTION WITH THE PROJECT SHOWN IN THE TITLE BLOCK. THIS SHEET IS NOT TO BE USED FOR CONSTRUCTION UNLESS THE ISSUE DATE IS APPROXIMATE TO THE TITLE SHEET. COPYRIGHT © 2019 REPRODUCTION OF THIS SHEET FOR ANY OTHER PROJECT WITHOUT WRITTEN CONSENT OF RBA ARCHITECTS.