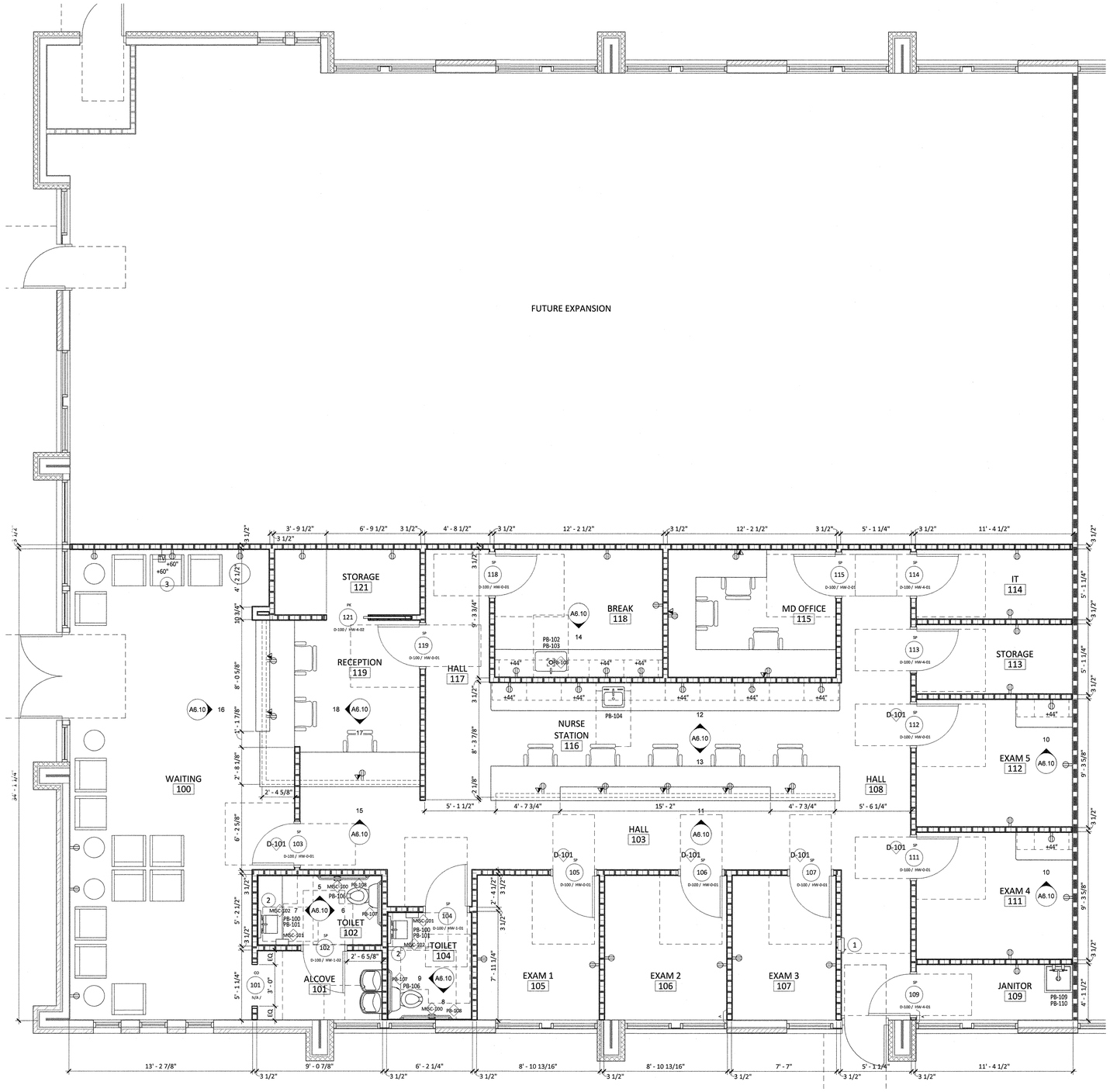

1 FLOOR 1
A2.10 1/4" = 1'-0"

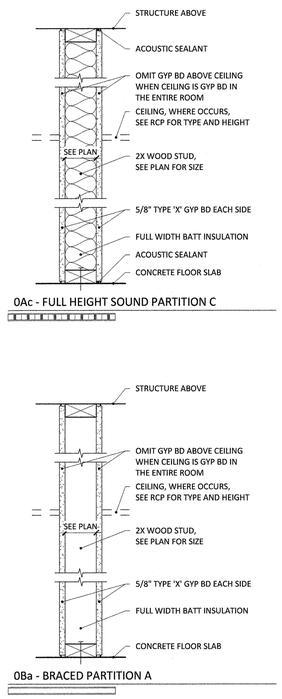

2 PARTITION TYPES
A2.10 1 1/2" = 1'-0"

FLOOR PLAN GENERAL NOTES

1. DIMENSIONS ARE TO FACE OF STUDS, FACE OF EXTERIOR STUDS, STRUCTURAL GRIDS AND CENTERLINES WHERE INDICATED.
2. ADD GYPSUM WALLBOARD TO INSIDE FACE OF ALL EXTERIOR WALLS.

FLOOR PLAN KEYNOTES

1 PROVIDE RECESS MOUNTED FIRE EXTINGUISHER CABINET (LARSEND 2409-R1).

2 PROVIDE POWER AT LIGHTED MIRROR LOCATIONS.

2 PROVIDE WOOD BLOCKING AT ALL TV LOCATIONS. COORDINATE FINAL LOCATION WITH OWNER.

NEW PARTITION GRAPHICS LEGEND

GRAPHIC	DESCRIPTION	TYPE	DETAIL	PRIORITY
	1 HOUR FIRE BARRIER	1Aa	1/A7.10	HIGH
	SOUND PARTITION	0Ac	1/A7.10	↑
	BRACED PARTITION	0Ba	1/A7.10	↕
	FURRING PARTITION	0Fa	1/A7.10	LOW

EXISTING PARTITION GRAPHICS LEGEND

GRAPHIC	DESCRIPTION	TYPE	DETAIL	PRIORITY
	1 HOUR FIRE BARRIER			HIGH
	SOUND PARTITION			↑
	BRACED PARTITION			↕
	FURRING PARTITION			LOW

1. SEE PARTITION TYPES, SHEET A2.10
2. HIGHEST PRIORITY PARTITIONS ARE LISTED FIRST IN THE LEGEND. SUBSEQUENT PARTITIONS DECREASE IN PRIORITY. HIGHER PRIORITY WALLS TAKES PRECEDENCE, SEE WALL PRIORITY DETAILS.

POWER OUTLET LEGEND

SYMBOLS

- DUPLEX OUTLET
- QUAD OUTLET
- DUPLEX FLOOR OUTLET
- QUAD FLOOR OUTLET

DESIGNATIONS

- +##" INDICATES HEIGHT IN INCHES AFF TO OUTLET CENTERLINE. DEFAULT HEIGHT = 18" AFF UNLESS TAGGED OTHERWISE. TYPICAL FOR ALL OUTLETS
- R RECESSED OUTLET (TYPE PER SYMBOL OR OTHER DESIGNATION)
- D DEDICATED OUTLET
- 220v 220 VOLT OUTLET
- GFI OUTLET W/ GROUND FAULT CIRCUIT INTERRUPT PROTECTION
- EM EMERGENCY OUTLET

DATA OUTLET LEGEND

SYMBOLS

- DATA OUTLET
- PHONE OUTLET
- DATA/PHONE OUTLET
- FLOOR DATA OUTLET
- FLOOR PHONE OUTLET
- FLOOR DATA/PHONE OUTLET

DESIGNATIONS

- R RECESSED OUTLET (TYPE PER SYMBOL)

SPECIAL PURPOSE OUTLET LEGEND

SYMBOLS

- SPECIAL PURPOSE OUTLET

DESIGNATIONS

- R RECESSED OUTLET (TYPE PER OTHER DESIGNATION)
- TV TV OUTLET
- CR CARD READER
- DO DOOR OPENER BUTTON
- DR DOOR RELEASE BUTTON
- KP KEYPAD
- I INTERCOM
- SC SECURITY CAMERA

JUNCTION OUTLET LEGEND

SYMBOLS

- JUNCTION BOX OUTLET
- JUNCTION FLOOR OUTLET

DESIGNATIONS

- J^P JUNCTION BOX OUTLET FOR POWER
- J^W JUNCTION BOX OUTLET FOR FURNITURE WHIPS
- J^C JUNCTION BOX OUTLET FOR COMMUNICATION/DATA

MISCELLANEOUS ELECTRICAL LEGEND

- MHO MAGNETIC HOLD OPEN
- $ LIGHT SWITCH
- FIRE ALARM STROBE
- EP ELECTRICAL PANEL
- GP GENERATOR ALARM PANEL
- FACP FIRE ALARM CONTROL PANEL
- FAAP FIRE ALARM ANNUNCIATOR PANEL

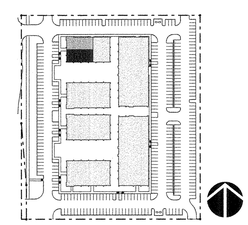

KEYPLAN

PROJECT NUMBER
184014.03

DRAWN BY
MF

DATE
2019.10.11

REVISIONS

REV.	DESCRIPTION	DATE

BOULDER ASSOCIATES

ARCHITECTS

Boulder Associates, Inc.
Architecture + Interior Design
5646 Milton Street, Suite 240
Dallas, Texas 75206
214.420.5700 F 214.420.5701
www.boulderassociates.com

REGISTERED ARCHITECT ANDREW GARST 19581 STATE OF TEXAS

2019.10.11

PROJECT
TDDC

PANTHER CREEK
FRISCO, TX 75035

PERMIT SET

SHEET TITLE
FLOOR PLAN

SHEET NUMBER
A2.10

C:\Revit Local Files\184014.03 - Panther Creek MOBs Th-TDDC - A18_mfukatani.rvt
10/11/2019 3:44:40 PM
TTLBy:110221