



The Bellwether
District

AN hrp PROJECT

10+MSF

Master-Planned Development

Industrial Campus



3144 W. Passyunk Ave.
Philadelphia, PA 19145

thebellwetherdistrict.com

Owner/Developer

hrp GROUP

Listing Agent

 JLL

Master-Planned Industrial Park 10+MSF

Significant Power Available

50+ Megawatts (MW) Available for Phase I
Significant power expansions currently underway



Platt Bridge

LOT 10
676,500 SF
38.8 AC

LOT 12
1,472,450 SF
67.8 AC

LOT 13
1,260,000 SF
56.6 AC

LOT 14
240,000 SF
26.0 AC

LOT 15
98.4 AC

LOT 11
688,800 SF
35.8 AC

LOT 8
162,500 SF
13.9 AC

LOT 7
1,052,100 SF
66.5 AC

LOT 9
495,000 SF
30.5 AC

LOT 3
350,000 SF
23.8 AC

LOT 5
400,000 SF
27.6 AC

LOT 6
450,000 SF
27.0 AC

DRINKPAK
LEASED

BUILDING 1
325,659 SF
23.1 AC

FRANCES HARPER DRIVE

BUILDING 2
728,070 SF
47.8 AC

HARTTRAF STREET

S. 26TH STREET

CSX RAIL

ENTRANCE

Passyunk Ave.

Phase 1:
Building 1 | New Construction
Building 2 | New Construction



Phase 1 Aerial Overview



PENROSE AVE. (PLATT BRIDGE)



S 26TH STREET
CSX RAIL

HARTRANFT STREET

Building 1

FRANCES HARPER DRIVE

Building 2

S 26TH STREET



Building 1 | New Construction

Building specifications

Land Area:	23.1 AC
Building Size:	325,659 SF (882' x 370')
Office Size:	5,100 SF (newly constructed)
Column Spacing:	56' W x 50' D with 60' D Speed Bays
Clear Height:	40'
Dock Doors:	(93) 9' x 10' dock doors
Drive-In Doors:	(3) 14' x 16' electrically operated drive-in doors
Trailer Parking:	130 dedicated trailer stalls
Car Parking:	171 car parking spaces
Fire Protection:	ESFR
LEED Certification:	Shell building to be LEED Certified
Power:	4,000-amps, 480/270 volt, 3-phase service (Expandable)



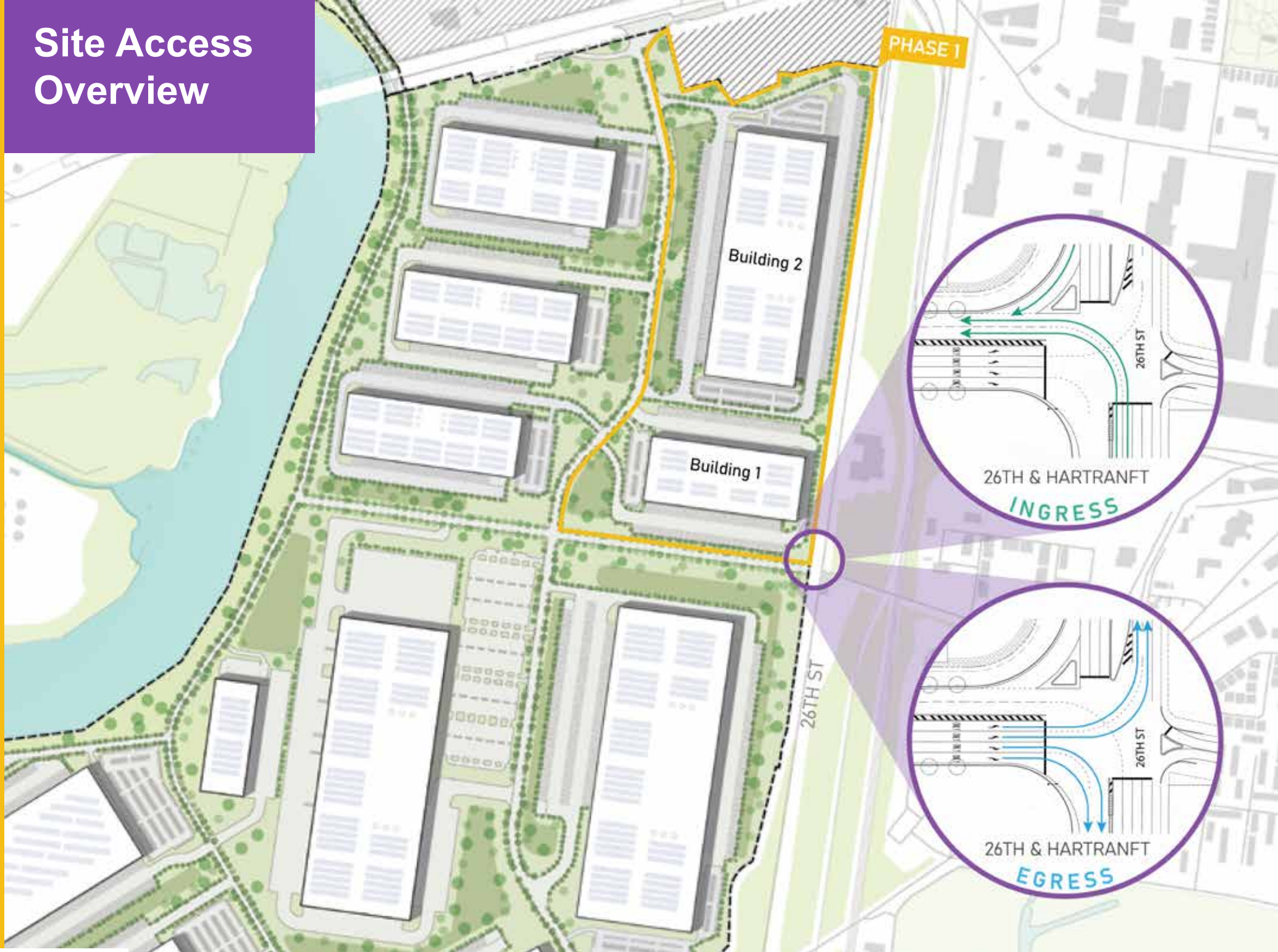
Building 2 | New Construction

Building specifications

Land Area:	47.8 AC
Building Size:	728,070 SF (1,404' W x 518' D)
Office Size:	5,700 SF (newly constructed)
Column Spacing:	54'W x 54'D with 70'D Speed Bays
Clear Height:	40'
Dock Doors:	(160) 9' x 10' dock doors
Drive-In Doors:	(4) 14' x 16' electrically operated drive-in doors
Trailer Parking:	246 dedicated trailer stalls
Car Parking:	480 car parking spaces
Fire Protection :	ESFR
LEED Certification:	Shell building to be LEED Certified
Power:	(2) 4,000-amps, 480/270 volt, 3-phase services (Expandable)



Site Access Overview



Local-to-Global Access

<3 Miles

- I-95
- Philadelphia International Airport
- Center City
- Schuylkill Expressway (I-76)

<5 Miles

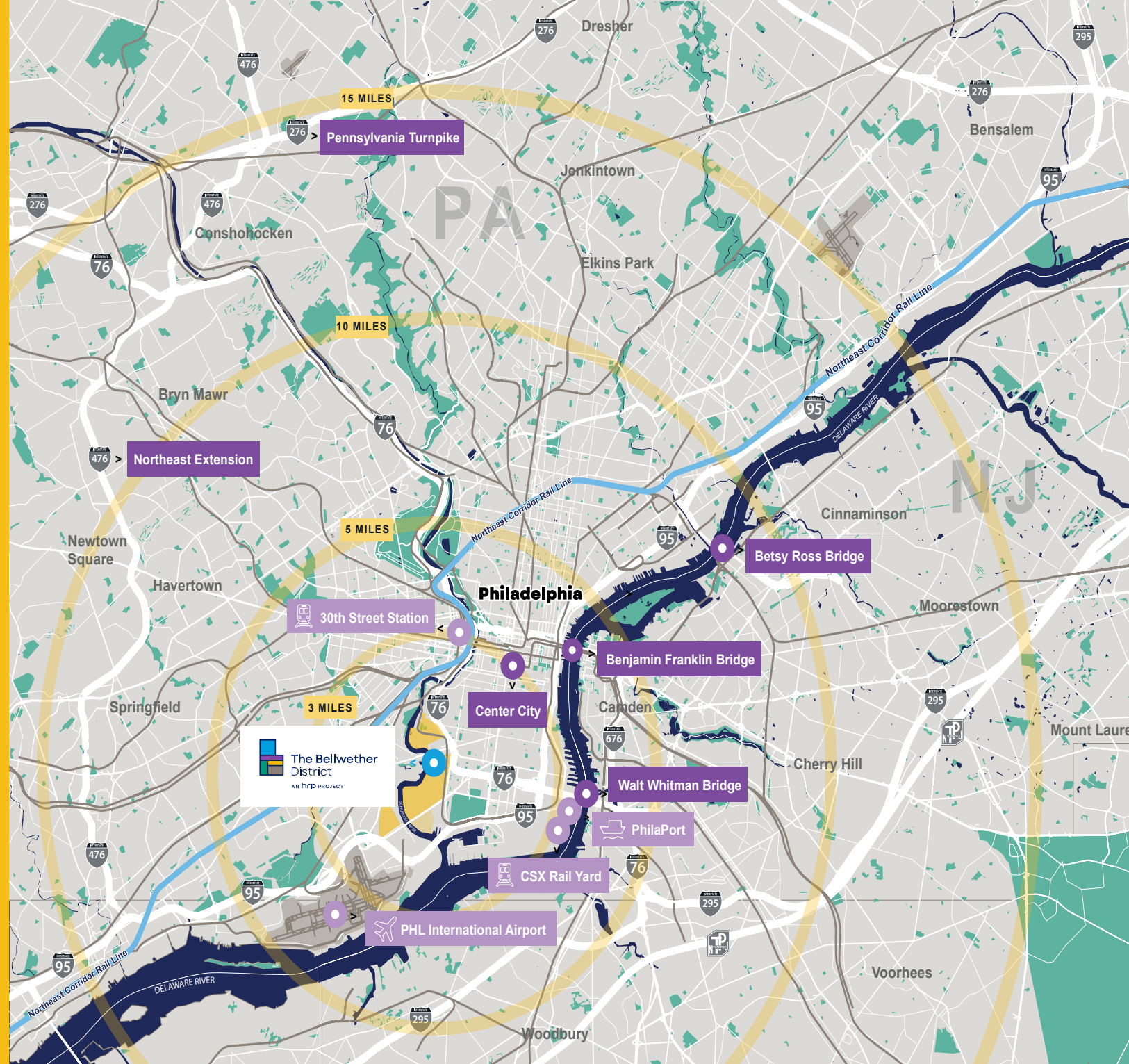
- 30th Street Station
- Benjamin Franklin Bridge
- Walt Whitman Bridge
- PhilaPort

<15 Miles

- Betsy Ross Bridge
- Northeast Extension (I-476)
- Pennsylvania Turnpike (I-276)

Vast Consumer Reach

Extraordinary access to over **47 MILLION** consumers in a 4-hour drive time





Conveniently accessible via public rail and bus transportation



Brand-new, state-of-the-art access points for ingress/egress specific to the site. Main entrance is located at S 26th St and Hartranft St



The Port of Philadelphia handled a record 841,000 shipping containers in 2024, representing a 13% increase from 2023



Philadelphia is the 6th largest city MSA in the U.S.



Significant utility capacity available at site (Power, Natural Gas, Water, Wastewater)



In 2023, the Philadelphia International Airport handled over 524,000 tons of freight and airmail. The airport is also actively expanding its cargo facilities, with plans to add 136 acres to its existing Cargo City and build over 1 million square feet of cargo handling facilities



Existing Rail Spurs CSX Rail Yard and PhilaPort



Barge and rail access available onsite (Rail services by Conrail with connection to CSX Rail Yard)



-  The Bellwether District
-  Highway Access

Economic Highlights

PILOT Program (Payment in Lieu of Taxes)

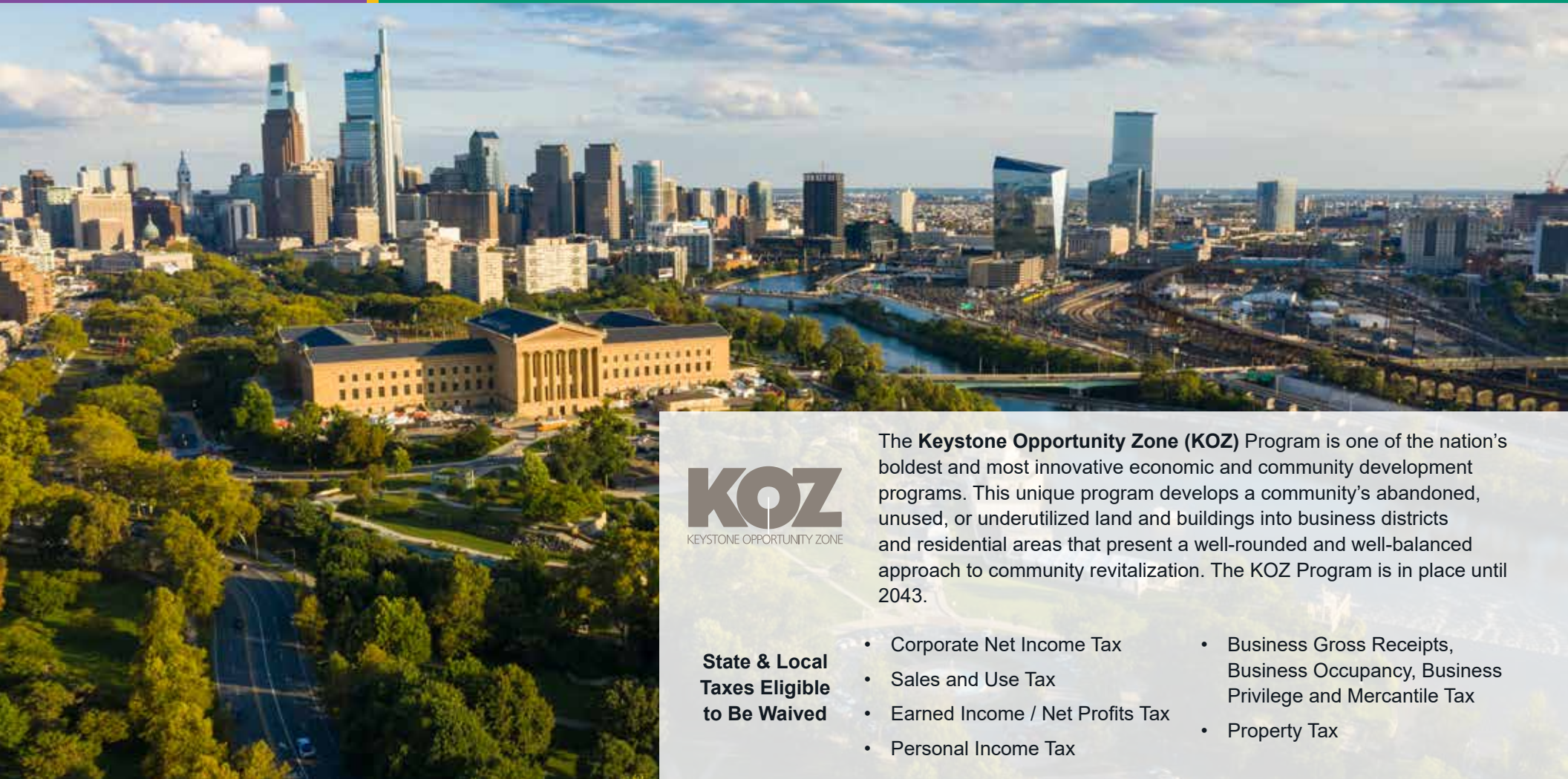
The City of Philadelphia offers tax abatement programs that provide the opportunity for users to significantly reduce their real estate taxes at the property.

Real estate taxes at The Bellwether District are estimated to be \$0.10 to \$0.15 PSF until 2043.

FTZ (Foreign-Trade Zone) Designation

The Bellwether District is eligible for a FTZ designation which is supported by PhilaPort as the grantee of the local FTZ. Each Tenant is required to apply for approval with the FTZ board and U.S. Customs based on their specific use.

U.S. Foreign Trade-Zones encourage activity and investment in the United States. FTZs are secured, designated locations around the United States in or near a U.S. Customs Port of Entry where foreign and domestic merchandise are generally considered to be in international commerce and outside of U.S. Customs territory.



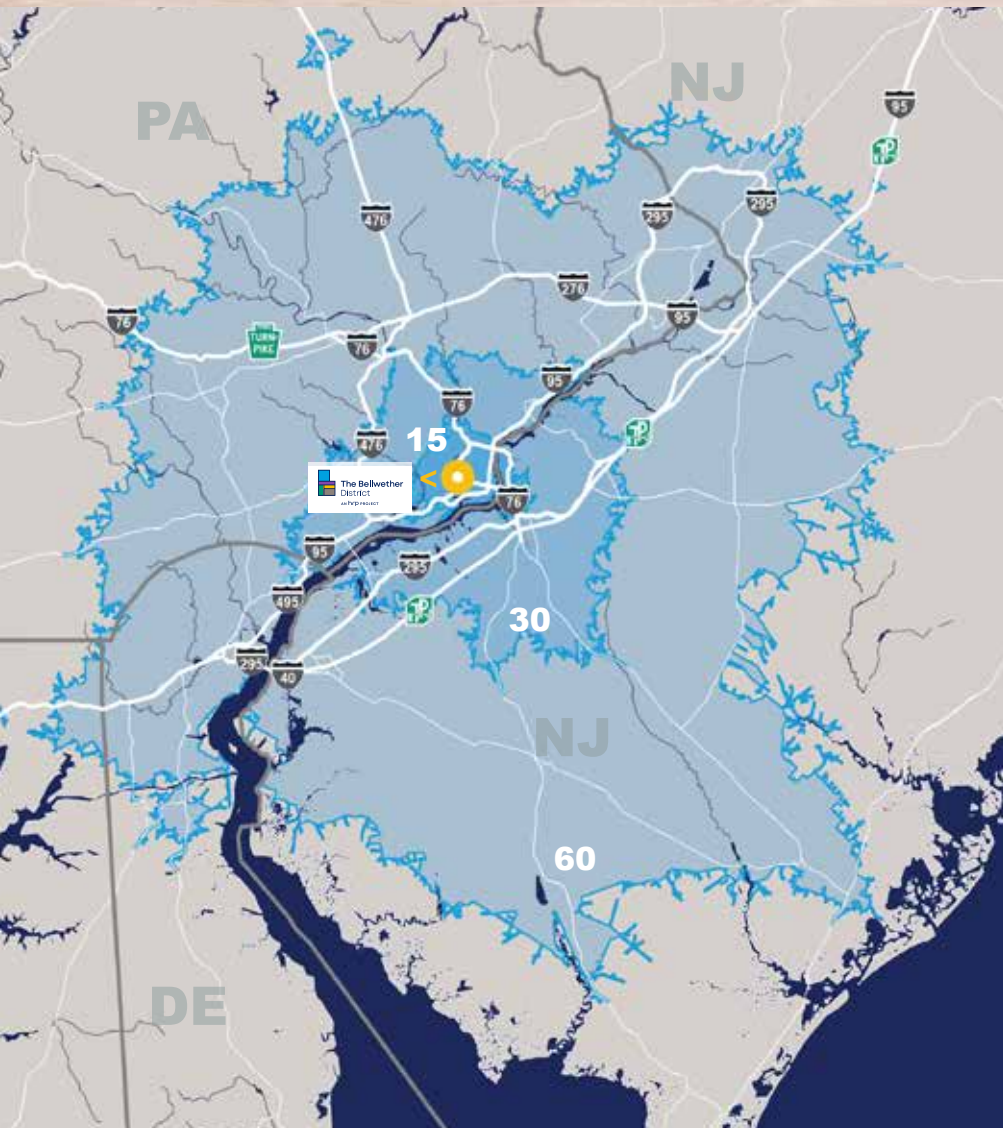
The **Keystone Opportunity Zone (KOZ)** Program is one of the nation's boldest and most innovative economic and community development programs. This unique program develops a community's abandoned, unused, or underutilized land and buildings into business districts and residential areas that present a well-rounded and well-balanced approach to community revitalization. The KOZ Program is in place until 2043.

State & Local Taxes Eligible to Be Waived

- Corporate Net Income Tax
- Sales and Use Tax
- Earned Income / Net Profits Tax
- Personal Income Tax
- Business Gross Receipts, Business Occupancy, Business Privilege and Mercantile Tax
- Property Tax



Exceptional Labor Supply



DRIVE TIME

15 MINUTES

Total Labor force: **104,339**

Unemployment rate: **5.2%**

Target workforce: **16%**

Transportation to work: **23.9%**
(of people take public transportation)

30 MINUTES

Total labor force: **1,095,869**

Unemployment rate: **5.0%**

Target workforce: **17%**

Transportation to work: **14.9%**
(of people take public transportation)

60 MINUTES

Total labor force: **3,264,565**

Unemployment rate: **4.4%**

Target workforce: **17%**

Transportation to work: **7.7%**
(of people take public transportation)

Source: JLL Research / Esri

About Us



HRP Group is in the business of transformation. As a real estate owner, operator, and developer, we re-imagine complex properties across the United States to remediate and redevelop sites for the future. To do this, we take a holistic approach to sustainable redevelopment that prioritizes the community, the environment, and the economy. Our expertise spans multiple sectors, including modern logistics facilities, urban mixed-use projects, and life science ecosystems.

What We Stand For



Community

We connect to communities through open dialogue, civic participation, charitable giving and neighbor-centric planning.



Environment

Our projects surpass environmental standards, incorporate green tech and integrate significant sustainability measures.



Economy

We support local economies by creating long-term jobs and recruiting locally in order to grow our neighborhoods.





The Bellwether
District
AN hrp PROJECT

→ thebellwetherdistrict.com

3144 W. Passyunk Ave. Philadelphia, PA 19145

Exclusive Leasing:

Nate Demetsky

+1 609 672 3163

nate.demetsky@jll.com

Larry Maister

+1 609 206 1972

larry.maister@jll.com

Rob Kossar

+1 201 304 3425

rob.kossar@jll.com

Kyle Lockard

+1 215 990 5773

kyle.lockard@jll.com



Jones Lang LaSalle Brokerage, Inc.

1700 Market Street, Suite 3200

Philadelphia, PA 19103

+1 215 988 5500

Although information has been obtained from sources deemed reliable, JLL does not make any guarantees, warranties or representations, express or implied, as to the completeness or accuracy as to the information contained herein. Any projections, opinions, assumptions or estimates used are for example only. There may be differences between projected and actual results, and those differences may be material. JLL does not accept any liability for any loss or damage suffered by any party resulting from reliance on this information. ©2025 Jones Lang LaSalle IP, Inc. All rights reserved.